State of Utah
Budget Summary

Fiscal Year 2005
Fiscal Year 2004 Supplementals

Governor Olene S. Walker



Original artwork by Paul Brown

http://www.governor.state.ut.us/budget/FY2005

April 2004

DIRECTORY

Governor's Office of Planning and Budget
Richard Ellis, Director
Neil Ashdown, Ph.D, Deputy Director
Wes Curtis, State Planning Coordinator

Budget and Policy Analysis, (801) 538-1027
Marvin Dodge, Manager

Randa Bezzant
- Administrative Services
- Capital Budget and Debt Service
- Internal Service Funds

Joseph Brown, CPA
- Capitol Preservation Board
- Environmental Quality
- National Guard
- Transportation

Nathan Checketts
- Health

Race Davies, Ph.D
- Utah College of Applied Technology
- Higher Education
- Medical Education Council
- Utah Education Network

Terrah DeGiulio
- Agriculture and Food
- Natural Resources
- Trust Lands Administration
- Utah State Fair Corporation

Hunter Finch
- Elected Officials
- Legislature
- Public Safety

Daniel Frei
- Alcoholic Beverage Control
- Commerce
- Financial Institutions
- Insurance
- Labor Commission
- Public Service Commission
- Tax Commission
- Workforce Services

Megan Hough
- Community and Economic Development
- Career Service Review Board
- Human Resource Management
- Retirement Board

Stephen Jardine, CPA
- Human Services

Phillip Jeffery
- Public Education

Arlene Quickstrom
- Research Analyst
- Desktop Publishing

David H. Walsh
- Corrections (Adult and Juvenile)
- Courts

TABLE OF CONTENTS

STATE SUMMARY

Budget Overview 1
Figure 1, General Fund and School Funds - Ongoing Total Revenues 1
Figure 2, 10-Year History of Medicaid Expenditures 3
Figure 3, Rainy Day Fund - Historic Balances - General Fund and School Funds 5
Figure 4, Where State Dollars Come From - General Fund and School Funds 6
Figure 5, Where State Dollars Go - General Fund and School Funds 6
Figure 6, Where All Dollars Come From - All Sources of Funding 7
Figure 7, Where All Dollars Go - All Sources of Funding 7
Figure 8, Three-Year Budget Changes - General Fund and School Funds 8
Summary Tables 9

OPERATING AND CAPITAL BUDGETS BY DEPARTMENT

Administrative Services 25
Commerce and Revenue 36
Corrections (Adult and Juvenile) 50
Courts 59
Economic Development and Human Resources 64
Elected Officials 75
Environmental Quality 83
Health 87
Higher Education 94
Human Services 105
Legislature 114
National Guard 119
Natural Resources 123
Public Education 139
    Minimum School Program FY 2005 144
Public Safety 150
Transportation 155
    Ten-Year Transportation Funding Plan 164

CAPITAL BUDGET AND DEBT SERVICE

Overview 169
Budget Adjustments 170
Future Budget Issues 171
Bond Bills 171
Legislative Intent Statements 171

REVOLVING LOAN FUNDS

Overview 185

PERSONAL SERVICES SUMMARY

Overview 191
Executive and Appointed Officials 191
Legislators 193
State Employees 193
Public Education/Higher Education 194
Bills Affecting Benefits 194
Judicial Officials 194

APPROPRIATIONS BILLS SUMMARY

Notes to Appropriations Bills 201
Senate Bill 1, *Appropriations Act* (main appropriations bill, FY 2005) 204
House Bill 3, *Supplemental Appropriations Act II* ("bill of bills" FY 2005 and FY 2004) 218
House Bill 1, *Supplemental Appropriations Act* (FY 2004) 226
Senate Bill 3, *Minimum School Program Act Amendments* (FY 2005) 232
Governor's Vetoes 238

HISTORICAL DATA 243

List of Tables

STATE FISCAL PLANS/SUMMARIES

1 State Fiscal Plan - General Fund and School Funds 9
2 State Fiscal Plan - General Fund 10
3 State Fiscal Plan - School Funds 12
4 Revenue Estimates 13
5 Mineral Lease Funds 14
6 Summary of Appropriations by Department - General Fund and School Funds 16
7 Summary of Appropriations by Department - All Sources of Funding 17
8 Summary Plan of Financing by Department and Sources of Funding 18
9 Summary of Appropriations by Department - Operations and Capital Budgets Combined - General Fund and School Funds 20
10 Summary of Appropriations by Department - Operations and Capital Budgets Combined - All Sources of Funding 21

OPERATING AND CAPITAL BUDGETS BY DEPARTMENT

11 Administrative Services - Operations Budget 30
12 Administrative Services - Capital Budget 32
13 Commerce and Revenue - Operations Budget 40
14 Corrections (Adult and Juvenile) - Operations Budget 54
15 Courts - Operations Budget 62
16 Economic Development and Human Resources - Operations Budget 68
17 Economic Development and Human Resources - Capital Budget 70
18 Elected Officials - Operations Budget 78
19 Environmental Quality - Operations Budget 85
20 Health - Operations Budget 91
21 Higher Education - Operations Budget 99
22 Human Services - Operations Budget 110
23 Legislature - Operations Budget 116
24 National Guard - Operations Budget 121
25 Natural Resources - Operations Budget 131
26 Natural Resources - Capital Budget 133
27 Public Education - Operations Budget 146
28 Public Education - Capital Budget 147
29 Public Safety - Operations Budget 153
30 Transportation - Operations Budget 159
31 Transportation - Capital Budget 160

CAPITAL BUDGET AND DEBT SERVICE

32 Capital Budget and Debt Service - Summary Plan of Financing by Department - All Sources of Funding 175

33 Capital Budget - FY 2004 - Appropriations and Authorizations - All Sources of Funding . 176
34 Capital Budget - FY 2005 - Appropriations and Authorizations - All Sources of Funding . 178
35 Debt Service - All Sources of Funding 180
36 General Obligation Bonds Outstanding 181
37 State Building Ownership Authority Revenue Bonds Outstanding 182

REVOLVING LOAN FUNDS

38 Appropriated Revolving Loan Funds 186

PERSONAL SERVICES SUMMARY

39 Benefit Costs and Rates for State Employees 195
40 Estimated Positions by Department 197

APPROPRIATIONS BILLS SUMMARY

41 Bills Carrying Appropriations - 2004 General Session - All Sources of Funding 234
42 Summary of Appropriations to Departments by Legislative Bill - 2004 General Session - General Fund and School Funds - FY 2005 235
43 Summary of Appropriations to Departments by Legislative Bill - 2004 General Session - All Sources of Funding - FY 2005 236
44 Bills Impacting State Tax Revenue - 2004 General Session - General Fund, School Funds, and Transportation Fund 237

HISTORICAL DATA

45 Appropriations by Department - FY 2004 Compared to FY 2005 - General Fund and School Funds 243
46 Appropriations by Department - Seven-Year Comparison - General Fund and School Funds 244
47 Appropriations by Department - Seven-Year Comparison - All Sources of Funding 246
48 Summary of Appropriations by Bill - FY 2004 General Fund and School Funds 248

This publication is available in alternative formats upon request.
Telephone (801) 538-1724 for more information.
http://www.governor.utah.gov/gopb/budgetfy05.html

Agency Guide

Agency	See Department Section
Administrative Services	Administrative Services
Agriculture and Food	Natural Resources
Alcoholic Beverage Control	Commerce and Revenue
Attorney General	Elected Officials
Auditor	Elected Officials
Board of Pardons	Corrections (Adult and Juvenile)
Board of Regents	Higher Education
Capitol Preservation Board	Administrative Services
Career Service Review Board	Economic Development and Human Resources
Commerce	Commerce and Revenue
Community and Economic Development	Economic Development and Human Resources
Corrections - Adult	Corrections (Adult and Juvenile)
Courts	Courts
Environmental Quality	Environmental Quality
Financial Institutions	Commerce and Revenue
Governor/Lt. Governor	Elected Officials
Health	Health
Human Resource Management	Economic Development and Human Resources
Human Services	Human Services
Insurance	Commerce and Revenue
Juvenile Justice Services	Corrections (Adult and Juvenile)
Labor Commission	Commerce and Revenue
Legislature	Legislature
Medical Education Council	Higher Education
National Guard	National Guard
Natural Resources	Natural Resources
Public Education	Public Education
Public Safety	Public Safety
Public Service Commission	Commerce and Revenue
Retirement Board	Economic Development and Human Resources
Tax Commission	Commerce and Revenue
Transportation	Transportation
Treasurer	Elected Officials
Trust Lands Administration	Natural Resources
Utah College of Applied Technology	Higher Education
Utah Education Network	Higher Education
Utah State Fair Corporation	Natural Resources
Workforce Services	Commerce and Revenue

State of Utah

State Summary

- This section focuses on major issues in the FY 2005 budget and FY 2004 supplemental appropriations. The tables and figures show the state fiscal plan by appropriation and sources of revenue.

- Definitions
  - One-time appropriations - funds authorized on a nonrecurring basis. The amount is not added to the next year's base budget.

  - Ongoing appropriations - funds authorized on a recurring basis.

  - General Fund - account into which general tax revenue and primary sales tax is deposited. Revenue in this fund is not earmarked by law for specific purposes. References to General Fund in various narratives usually represent appropriations from this fund.

  - School funds - include Uniform School Fund and income tax revenue for higher education. References to school funds in various narratives usually represent appropriations from these funds.

  - Uniform School Fund (USF) - a permanent state school fund financed primarily from state income tax collections. According to the Utah Constitution, the USF is maintained for the support of the state's public elementary and secondary schools and institutions of higher education. References to the USF in various narratives usually represent appropriations from this fund.

  - Transportation Fund - a fund designated by the Utah Constitution exclusively for highway purposes and funded primarily by a tax on motor fuel. References to Transportation Fund in various narratives usually represent appropriations from this fund.

  - Restricted funds - funds that are maintained in a separate account for a specific purpose. References to restricted funds in various narratives usually represent appropriations from these funds.

- By definition, supplemental budget changes are one time. Thus, budget adjustments for FY 2004 that carried forward into FY 2005 are generally listed twice in narratives and itemized budget tables, once as FY 2004 one-time changes and once as FY 2005 ongoing changes. Budget changes for FY 2004 should not be combined with changes for FY 2005 to compute total changes. Budget changes shown for FY 2005 are cumulative.

Budget Overview

Summary

The Utah economy appears to finally be turning the corner. Revenue collections for FY 2004 are in line with budget estimates. Sales tax revenue is relatively flat, but individual income and corporate franchise taxes are beginning to increase. For FY 2005 state funds are projected to increase by 2.8 percent, or $101.8 million, above authorized FY 2004. This growth coupled with $107.2 million of FY 2004 carryforward funds has provided the additional revenue sources for FY 2005.

Nevertheless, elected officials and legislators still faced difficult choices between competing priorities. Public education, Medicaid, employee ben-

Figure 1

General Fund and School Funds

Ongoing Total Revenues

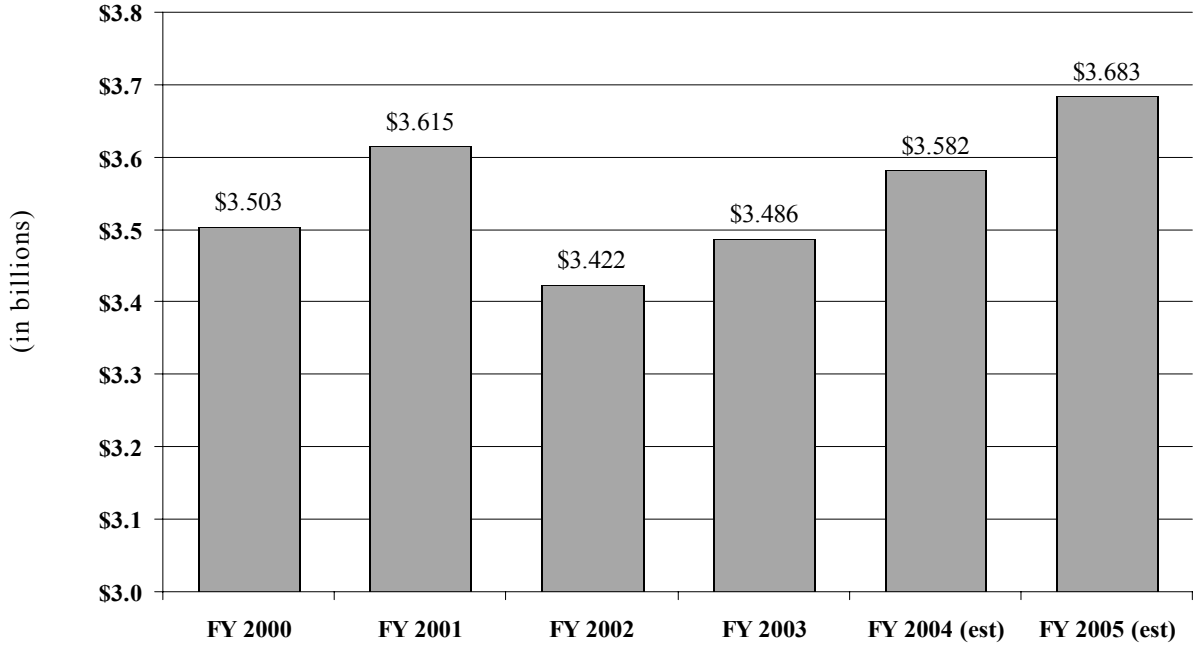

efits, and maintaining service levels in all departments competed for limited new funding. Additionally, $41.4 million of one-time money in the FY 2004 budget needed to be replaced with ongoing funds.

For FY 2005 legislators appropriated major increases in Medicaid, public education, higher education, and health, dental, and retirement rates. They also provided a cost-of-living adjustment (COLA) and a one-time bonus for state employees. However, $39 million of one-time sources were required to balance the budget. While the state's structural imbalance remains a concern, the budget does include other ongoing funds that could revert back to the General Fund with legislative action. These include $64.6 million in General Fund (primarily sales tax) used for Centennial Highway Fund projects and $36.2 million in dedicated sales tax subsidies for local water and road projects. Additionally, the budget includes $44 million for alterations, repairs, and improvements funded with ongoing revenues that could be paid with one-time funds or bond proceeds.

The following is a brief summary of some of the more critical or mandated budget increases for FY 2005. Greater detail may be found in the narrative accompanying each "Operating and Capital Budgets by Department" section of this publication.

Public Education

The public education budget was increased by $114.9 million in school funds for FY 2005. New student enrollment growth (7,162 students) was funded with $27.9 million. The Weighted Pupil Unit (WPU) was increased by 1.49 percent from $2,150 to $2,182, which equals $21 million. The increase in the WPU helps fund teacher salaries and health and dental rate increases. In addition, $21.5 million was used to pay for retirement rate increases.

The governor's reading program was supported by Senate Bill 230, *Reading Achievement Program* (J. Evans). The bill appropriates $15 million ($2.5 million in one-time funding) in Uniform School Fund to be augmented by local school districts to implement a reading program in grades K-3.

Health and Human Services

Medicaid costs continue to drive the Department of Health's budget. Although FY 2005 General Fund appropriations increased by $60.3 million, or 26.6 percent, from FY 2004, $37.3 million compensated for the loss of one-time FY 2004 federal and restricted funds. Of the remaining increase, $18.6 million was for Medicaid caseload growth and increased utilization, and $6.8 million was for increases in pharmacy, hospital, and other Medicaid provider rates. Senate Bill 128, *Long-term Care Facilities Amendments* (Blackham), levied an assessment on nursing care facilities that proposes to increase the facilities' Medicaid reimbursements with $9.8 million from the assessment and $25.3 million from federal matching funds.

Within the Department of Human Services, the Division of Services for People with Disabilities (DSPD) was appropriated $1.3 million to provide services for individuals who have been on the waiting list and for those receiving non-Medicaid services. DSPD was also given authority to use $4.3 million in carryforward funds and federal matching funds to provide emergency services and waiver-mandated services to individuals with disabilities.

Higher Education

The legislature appropriated $23.5 million of new state funds to higher education. This included additional funds for health, dental, and retirement rate increases; a 1.0 percent COLA; a one-time bonus; engineering, technology, and nursing initiatives; financial aid for students; Utah Education Network upgrades; and enrollment growth. Colleges and universities other than the Utah College of Applied Technology institutions were required to address a backlog of unfunded fuel and

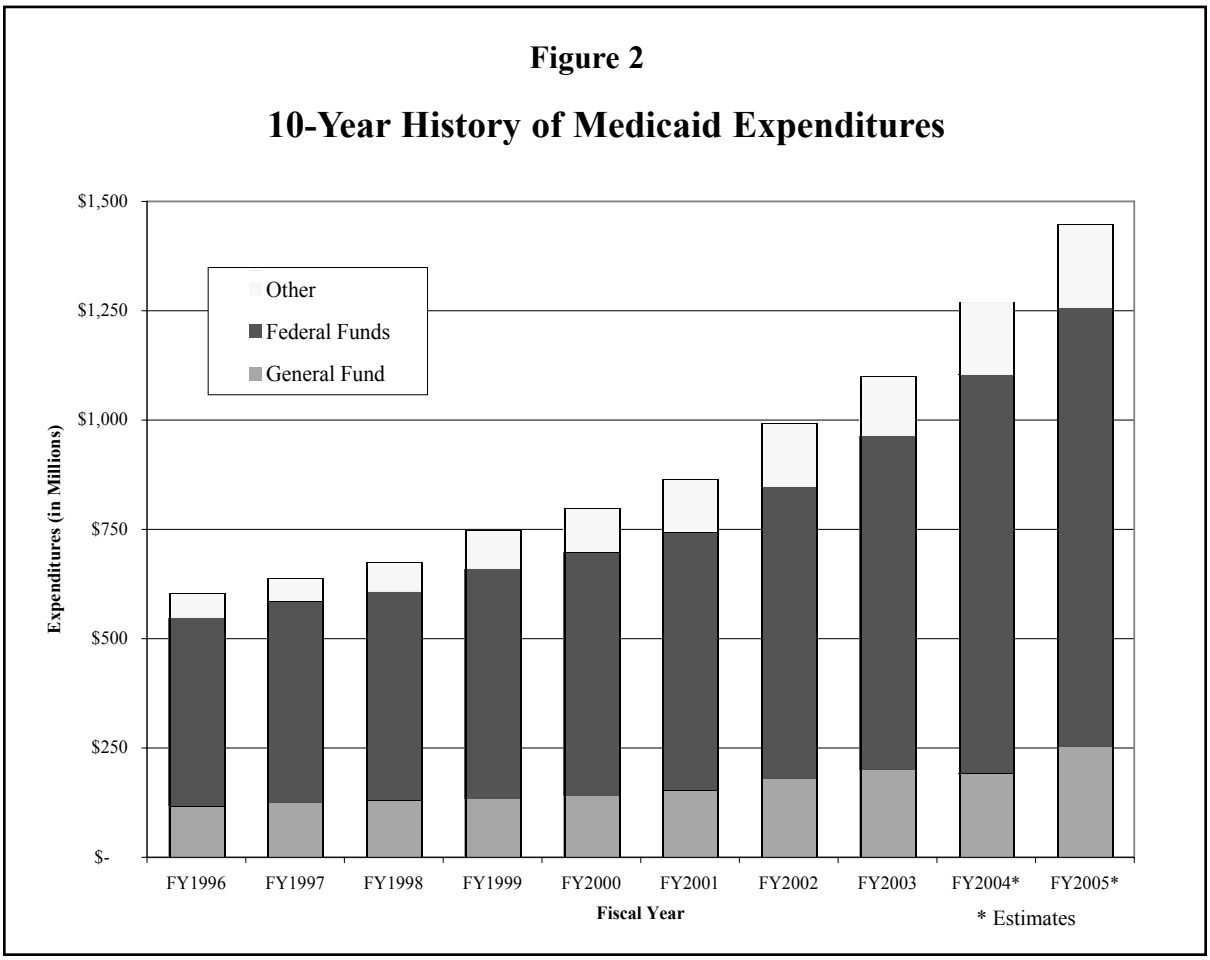

power costs, operation and maintenance costs for new facilities, and some unfunded student growth through internal reallocation of institutional funds. The institutions were granted full flexibility in how they will reallocate funds.

Commerce and Revenue

The budget for commerce and revenue increased by $16.8 million in state funds for FY 2005. The legislature appropriated $10 million for Utah's Comprehensive Health Insurance Pool, which provides access to health insurance for individuals who are otherwise considered uninsurable. The increase helps the program avoid enrollment caps in the pool, which could have serious consequences in the private insurance market. Other significant increases included $2.4 million for General Assistance, $1.4 million for caseload growth and federal match in the Food Stamps program, and $3.7 million to complete the e-REP system that determines eligibility for various programs assisting low-income individuals and families.

Compensation

The legislature appropriated funds for a 1.0 percent COLA for all state employees and public and higher education faculty and staff. In addition, funds equivalent to a 1.0 percent COLA were made available for a one-time bonus for employees. Additional amounts of $785,000 and $500,000 in

state funds were made available to Public Safety and the Office of the Attorney General for salary adjustments. The increased costs for health, dental, and retirement were funded by the legislature. Market comparability adjustments were also funded for certain benchmark positions. The increased costs of these changes were funded with $38.7 million in state funds. However, the termination pool was not funded for FY 2005.

Bonding

The legislature authorized the State Bonding Commission to issue $137.4 million of general obligation bonds for highways and capital facilities. House Bill 2, *General Obligation Bond Authorization* (Pace), authorizes $87.4 million for capital facility projects. Senate Bill 248, *Transportation General Obligation Bond* (Eastman), authorizes $50 million for highway projects.

The State Building Ownership Authority was authorized by House Bill 328, *Revenue Bond and Capital Facilities Authorizations* (Pace), to issue $25.7 million of lease revenue bonds to fund certain capital projects (See page 178).

Rainy Day Fund

The Rainy Day Fund has a current balance of $27.1 million. The legislature appropriated $4.2 million of one-time money to the fund in FY 2004. House Bill 330, *Allocation of Tobacco Fund Amendments* (Peterson), deposits 30 percent of the state's FY 2005 tobacco settlement money, estimated to be $7.8 million, into the Rainy Day Fund. This deposit is in addition to any year-end surplus that is distributed by statute.

Tax Policy

The legislature passed two bills that affect tax collections. Senate Bill 195, *Taxation of Multichannel Video or Audio Service* (Waddoups), changed the sales tax on cable and satellite TV services to an excise tax. The net result is a $4.4 million increase in taxes collected. The legislature passed House Bill 273, *Tax and Charge Amendments* (Harper), which requires remote sales tax collections greater than $8.8 million to be deposited into a restricted account.

Legislation

House Bill 66, *State Spending and Debt Limitations Amendments* (Hughes), modified the formula for calculating the appropriations spending limit and exempted certain appropriations from the limit. In general, Uniform School Fund, Transportation Fund, and Centennial Highway Fund appropriations are exempt from the limit. All unrestricted General Fund appropriations are subject to a limit based upon the combined changes in population and inflation. The outstanding general obligation debt of the state may not exceed 45 percent of the maximum allowable appropriations limit unless approved by more than a two-thirds vote of both houses of the legislature.

House Bill 231, *Review and Approval of Federal Monies Received by the State* (Bennion), requires legislative review of all federal funds received by the state. If the funds exceed $1.0 million, require a state match, or necessitate hiring permanent new employees, legislative approval will be required unless the funds were approved as part of the appropriations process. Certain programs are, however, exempted from the review process.

Figure 3

Rainy Day Fund - Historic Balances

General Fund and School Funds
(In Millions)

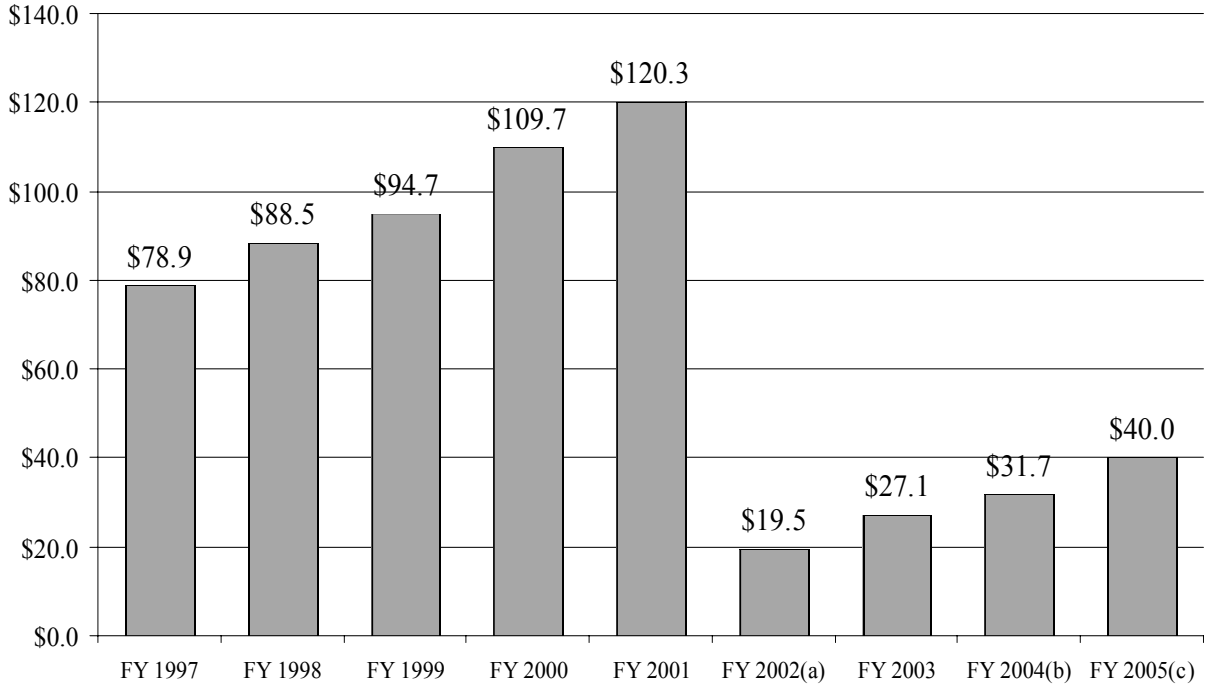

(a) *$105.3 million was transferred from the Rainy Day Fund to the General Fund to help balance the FY 2002 budget. This balance also includes $4.4 million in transfers from interest earnings and the FY 2001 surplus.*

(b) *Includes $4.2 million transfer from the General Fund per House Bill 3,* Supplemental Appropriations Act II*, Item 83, 2004 General Session, and estimated interest earnings.*

(c) *Includes $7.8 million transfer from the Permanent Tobacco Trust Fund per House Bill 330,* Allocation of Tobacco Fund Amendments*, 2004 General Session, and estimated interest earnings.*

Figure 4

WHERE STATE DOLLARS COME FROM

General Fund and School Funds

FY 2005

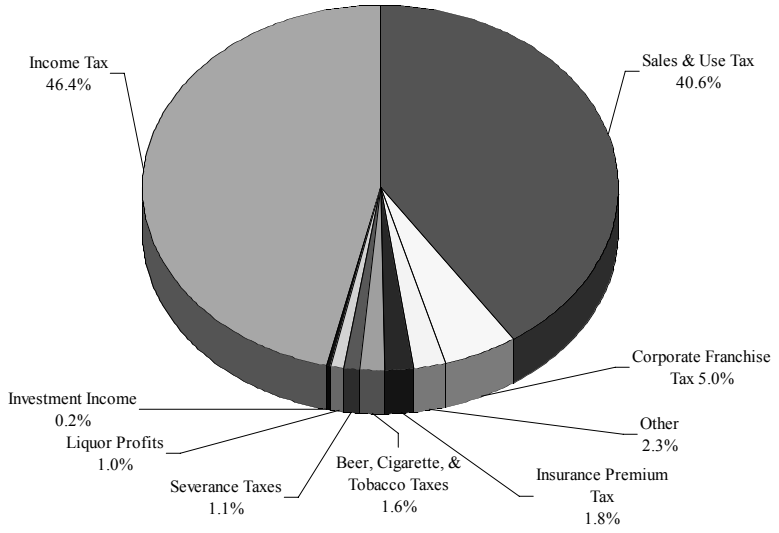

Figure 4 shows the estimated sources of state revenue (General Fund and school funds) for FY 2005.

Figure 5

WHERE STATE DOLLARS GO

General Fund and School Funds

FY 2005

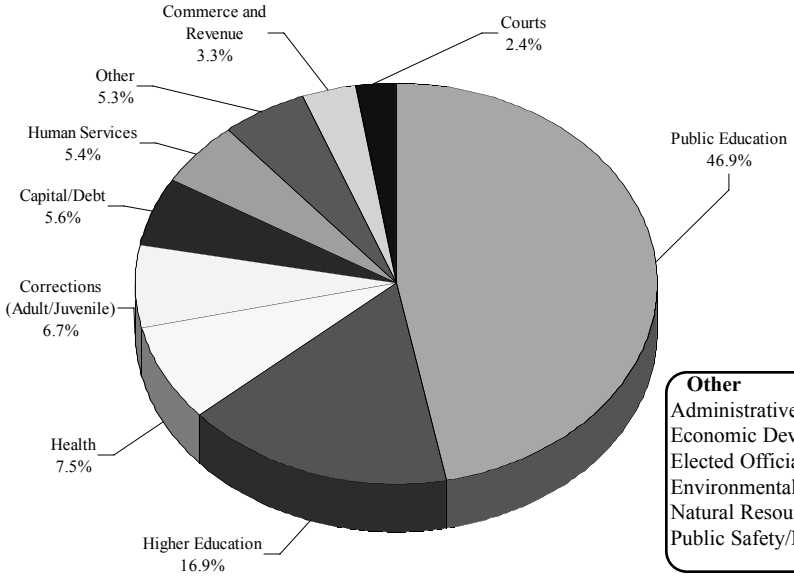

Other	
Administrative Services	0.4%
Economic Dev./Human Resources	1.0%
Elected Officials/Legislature	1.2%
Environmental Quality/Transportation	0.3%
Natural Resources/Agriculture and Food	1.1%
Public Safety/National Guard	1.3%

Figure 5 shows how state funds (General Fund and school funds) will be expended in FY 2005. The largest portion, amounting to 63.8 percent, goes to public and higher education.

Figure 6

WHERE ALL DOLLARS COME FROM

All Sources of Funding
FY 2005

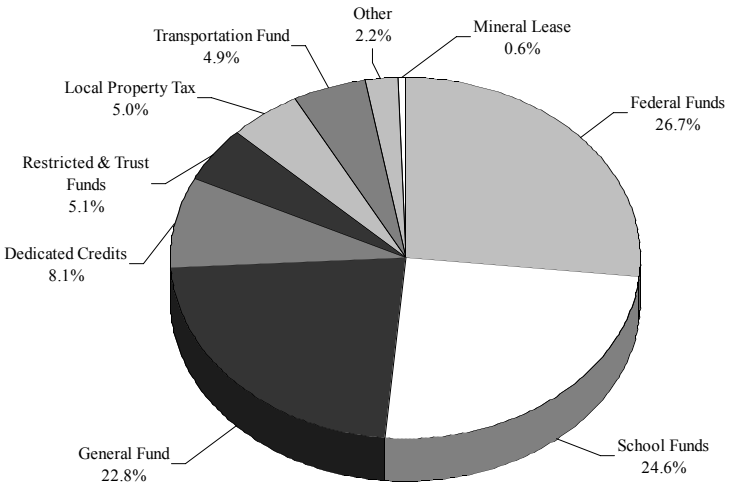

Figure 6 shows the total estimated sources of revenue for the FY 2005 budget. The General Fund and school funds, consisting primarily of sales and income taxes respectively, generate just under one-half (47.4 percent) of the total state budget.

Figure 7

WHERE ALL DOLLARS GO

All Sources of Funding
FY 2005

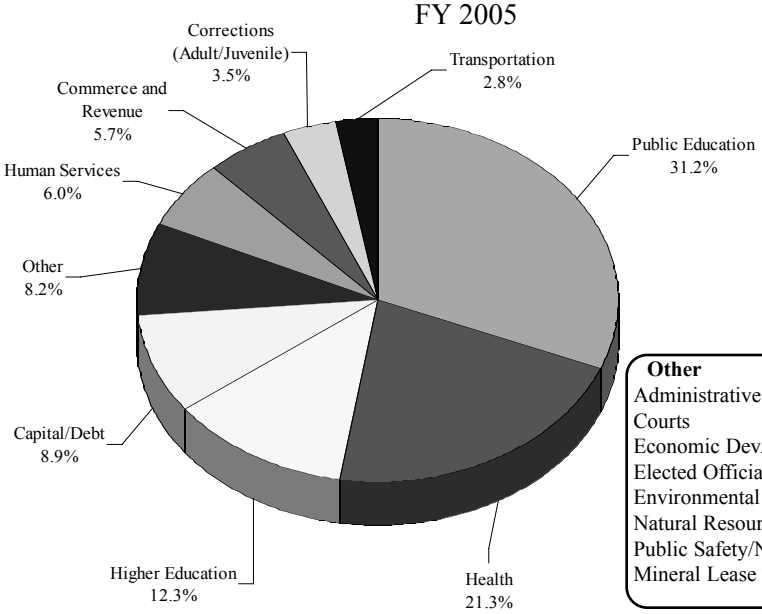

Other	
Administrative Services	0.3%
Courts	1.4%
Economic Dev./Human Resources	1.1%
Elected Officials/Legislature	1.0%
Environmental Quality	0.5%
Natural Resources/Agriculture and Food	1.8%
Public Safety/National Guard	1.8%
Mineral Lease Transfers	0.3%

Figure 7 shows total state budget expenditures for FY 2005 from all sources of funding. Public and higher education receive nearly half of total state resources.

Figure 8

THREE-YEAR BUDGET CHANGES

General Fund and School Funds

FY 2002 to FY 2005

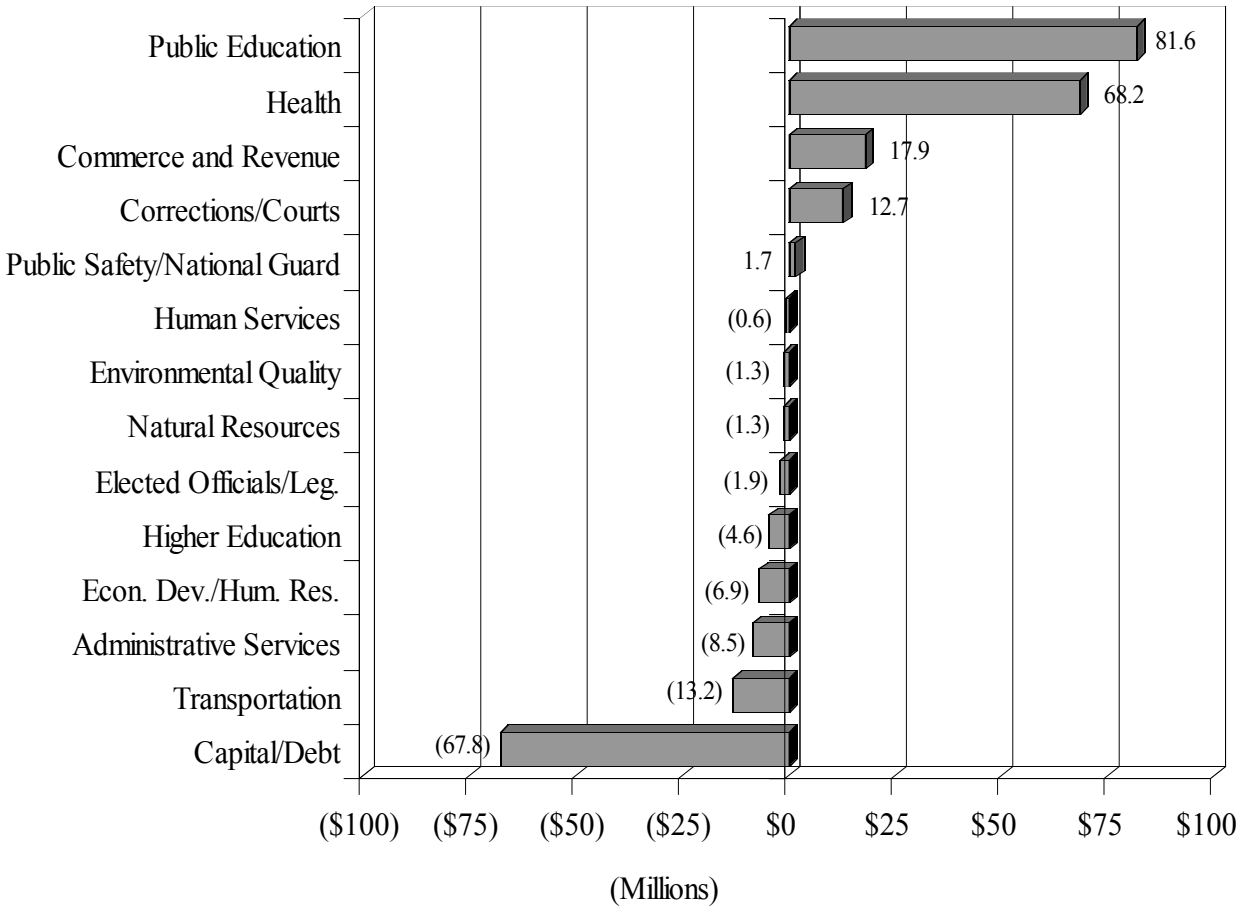

The total change between FY 2002 and FY 2005 is a $76.0 million increase.

Figure 8 reflects changes from FY 2002 to FY 2005 in General Fund and school funds. Data includes one-time and supplemental appropriations for all years.

Table 1
STATE FISCAL PLAN
General Fund and School Funds*
(In Thousands of Dollars)

		Actual FY 2003	Author-ized FY 2004	Percent Change 03/04	Appro-priated FY 2005	Percent Change 04/05
	Sources of Funding					
	Beginning Balance	$1,072	$16,118		$0	
(a)	General Fund Estimates	$1,745,017	$1,762,120		$1,771,485	
(a)	School Funds Estimates	1,749,357	1,828,050		1,920,787	
	Subtotal GF/SF Estimates	*$3,494,374*	*$3,590,170*	*2.7%*	*$3,692,272*	*2.8%*
(b)	Transfers - Other	$19,370	$10,218		$1,438	
	Transfer - Mineral Lease	541	0		3,703	
	Transfer - Tobacco Settlement Funds	44,435	9,822		0	
	Tax Commission - Accounts Receivable	0	0		7,000	
	Ogden/Weber ATC Land Purchase Rescinded	500	0		0	
	Sale of Iron County Jail	0	1,550		0	
	Lapsing Balances	0	13,987		0	
	Other	2,482	2,157		(13)	
	Bond for Prior Year Capital Authorization	35,000	0		0	
	Solid Waste Fee and Tax Amendments	0	(357)		0	
	Transfer (to)/from Rainy Day Fund	(7,314)	(4,238)		0	
	IAF Reserve from Prior Fiscal Year	0	5,184		0	
	IAF Reserve for Following Fiscal Year	(5,184)	0		0	
	Reserve from Prior Fiscal Year	2,000	35,648		107,220	
	Reserve for Following Fiscal Year	(35,648)	(107,220)		0	
	Total Sources of Funding	**$3,551,628**	**$3,573,038**	**0.6%**	**$3,811,621**	**6.7%**
	Appropriations					
(c)	Operations Budget	$3,338,403	$3,367,266		$3,594,898	
(c)	Capital Budget	130,806	130,245		134,877	
(c)	Debt Service	66,301	75,528		78,886	
	Total Appropriations	**$3,535,510**	**$3,573,038**	**1.1%**	**$3,808,661**	**6.6%**
	Ending Balance	**$16,118**	**$0**		**$2,960**	

* *Includes Uniform School Fund and income tax revenue for higher education*
NOTE: Minor differences on summary tables are due to rounding numbers to the nearest thousand.

(a) *See Table 4*
(b) *See Table 2 and Table 3*
(c) *See Table 6*

Table 1 shows all the sources of funding used to balance the General Fund (Table 2) and school funds (Table 3) portions of the budget. The Authorized FY 2004 column includes the original appropriation by the 2003 legislature, plus supplemental appropriations made by the 2004 legislature. For an analysis of the Authorized FY 2004 original and supplemental appropriations, see Table 48.

Table 2
STATE FISCAL PLAN
General Fund
(In Thousands of Dollars)

	Actual FY 2003	Author-ized FY 2004	Percent Change 03/04	Appro-priated FY 2005	Percent Change 04/05
Sources of Funding					
Beginning Balance	$1,072	$14,316		$0	
(a) General Fund Estimates	1,745,017	1,762,120	1.0%	1,771,485	0.5%
(b) Transfers - Other	19,370	7,718		1,438	
Transfer - Mineral Lease	541	0		3,703	
Transfer - Tobacco Settlement Funds	44,435	9,822		0	
Tax Commission - Accounts Receivable	0	0		7,000	
Ogden/Weber ATC Land Purchase Rescinded	500	0		0	
Sale of Iron County Jail	0	1,550		0	
Other	3,506	2,157		(21)	
Bond for Prior Year Capital Authorization	35,000	0		0	
Transfer (to)/from Rainy Day Fund	(6,713)	(4,238)		0	
IAF Reserve from Prior Fiscal Year	0	5,184		0	
IAF Reserve for Following Fiscal Year	(5,184)	0		0	
Reserve from Prior Fiscal Year	2,000	74		53,015	
Reserve for Following Fiscal Year	(74)	(53,015)		0	
Total Sources of Funding	**$1,839,470**	**$1,745,687**	**(5.1%)**	**$1,836,620**	**5.2%**
Appropriations					
Operations Budget	$1,672,772	$1,601,867		$1,682,841	
Capital Budget	97,548	85,456		90,588	
Debt Service	54,834	58,364		61,722	
Total Appropriations	**$1,825,154**	**$1,745,687**	**(4.4%)**	**$1,835,151**	**5.1%**
Ending Balance	**$14,316**	**$0**		**$1,469**	

(a) See Table 4.
(b) See footnotes on next page

Continued on following page

Table 2 shows all the sources of funding used to balance the General Fund portion of the budget. The Authorized FY 2004 column includes the original appropriation by the 2003 legislature, plus supplemental appropriations made by the 2004 legislature.

Table 2 (Continued)
Footnote b to Table 2
Transfers - Other Detail
(In Thousands of Dollars)

Source	Legislative Session	Approp. Bill	Line Item		FY 2003 Amount	FY 2004 Amount	FY 2005 Amount
DNA Specimen Account	2002 General	HB 3	14		($268)		
DAS ISFs	2002 General	SB 1	65		1,647		
Liquor Control Fund	2002 General	SB 1	96		1,000		
Commerce Service Fund	2002 General	SB 1	96		100		
Centennial Highway Fund	2002 General	SB 1	243		10,800		
Securities Fines	2002 General	N/A	N/A	*	500		
Additional Broker License Fees	2002 General	N/A	N/A	*	500		
Discontinue Public Service Announcements	2002 General	N/A	N/A	*	50		
Other small bills affecting revenue	2002 General	N/A	N/A		254		
General Fund Restricted (GFR) - Env. Quality	2002 5th Special	HB 5009	16		200		
GFR - State Court Complex and DAS ISFs	2002 5th Special	HB 5009	33		650		
DAS Purchasing and General Services ISFs	2002 6th Special	HB 6001	41		782		
DAS State Debt Collection	2002 6th Special	HB 6001	41		500		
DAS beg. nonlapsing - annual leave conversion	2002 6th Special	HB 6001	41		145		
DAS beg. nonlapsing - information technology	2002 6th Special	HB 6001	41		113		
Liquor Control Fund	2002 6th Special	HB 6001	59		111		
Industrial Assistance Fund	2002 6th Special	HB 6001	62.5		1,000		
Ford Motor Company settlement	2003 General	SB 1	11	**	300		
Household Finance settlement	2003 General	SB 1	11	**	50		
Drug Forfeiture Account and State court fees	2003 General	SB 1	23		529		
DAS Risk Management ISF	2003 General	SB 1	34		100		
Liquor Control Fund	2003 General	SB 3	93		307		
DNA Specimen Account	2003 General	HB 1	44			(268)	
DNA Specimen Account	2003 General	HB 1	45			190	
Public Safety Support Restricted Account	2003 General	HB 1	45			1,000	
Information Technology to General Fund	2003 General	HB 1	65			452	
Risk ISF Contributed Capital	2003 General	HB 1	65			223	
Commerce Service Fund	2003 General	HB 1	96			2,000	
Industrial Assistance Fund - UTFC liquidation	2003 General	HB 1	111			564	
DAS Risk Management	2003 General	SB 3	34			202	
DAS Risk Management ISF	2004 General	HB 1	28			3,355	
Utah Correctional Industries Enterprise Fund	2004 General	HB 3	15				1,540
DCED Project Fund Restricted	2004 General	HB 3	35				166
DNA Specimen Account	2004 General	SB 1	43				(268)
Total Transfers - Other					**$19,370**	**$7,718**	**$1,438**

* *These increased fee estimates are not included in an appropriations bill, but are included in the legislature's overall revenue estimate for FY 2003.*

** *These settlement funds will be deposited in the General Fund. Expenditures related to these increased funds are appropriated in SB 1, (2003 General Session) Item 11.*

Table 3
STATE FISCAL PLAN
School Funds*
(In Thousands of Dollars)

		Actual FY 2003	Author-ized FY 2004	Percent Change 03/04	Appro-priated FY 2005	Percent Change 04/05
	Sources of Funding					
	Beginning Balance	$0	$1,802		$0	
(a)	School Funds Estimates	1,749,357	1,828,050	4.5%	1,920,787	5.1%
	Lapsing Balances	0	13,987		0	
(b)	Transfers - Other	0	2,500		0	
	Solid Waste Fee and Tax Amendments	0	(357)		0	
	Other	(1,024)	0		8	
	Transfer (to)/from Rainy Day Fund	(601)	0		0	
	Reserve from Prior Fiscal Year	0	35,574		54,205	
	Reserve for Following Fiscal Year	(35,574)	(54,205)		0	
	Total Sources of Funding	**$1,712,158**	**$1,827,352**	**6.7%**	**$1,975,000**	**8.1%**
	Appropriations					
	Operations Budget	$1,665,631	$1,765,399		$1,912,057	
	Capital Budget	33,258	44,789		44,289	
	Debt Service	11,467	17,164		17,164	
	Total Appropriations	**$1,710,356**	**$1,827,352**	**6.8%**	**$1,973,510**	**8.0%**
	Ending Balance	**$1,802**	**$0**		**$1,490**	

* *Includes Uniform School Fund and income tax revenue for higher education*

(a) *See Table 4*

(b) *FY 2004 transfers to state funds from SB 3 (2003 General Session) includes:*
Item 83: $800,000 School Trust Lands interest
FY 2004 transfers to state funds from HB 1 (2004 General Session) includes:
Item 68: $1,700,000 from Charter School Revolving Loan Fund

Table 3 shows all the sources of funding used to balance the school funds portion of the budget. The Authorized FY 2004 column includes the original appropriation by the 2003 legislature, plus supplemental appropriations made by the 2004 legislature.

Table 4
REVENUE ESTIMATES
Three-Year Comparison
(In Thousands of Dollars)

	Actual FY 2003	Authorized FY 2004	Adopted FY 2005	Legislation[a] FY 2005	Total FY 2005
General Fund (GF)					
Sales and Use Tax	$1,443,974	$1,469,000	$1,497,500	($250)	$1,497,250
Cable/Satellite Excise Tax	0	0	14,000	4,421	18,421
Liquor Profits	33,168	36,450	37,050	0	37,050
Insurance Premiums	58,989	62,550	65,150	0	65,150
Beer, Cigarette, and Tobacco	54,214	56,000	59,000	680	59,680
Oil and Gas Severance Tax	26,745	35,000	35,100	0	35,100
Metal Severance Tax	5,834	6,500	7,000	0	7,000
Inheritance Tax	32,978	8,600	4,050	0	4,050
Investment Income	6,471	7,750	7,450	0	7,450
Other	50,187	47,800	47,350	(1,516)	45,834
Temporary Federal Relief	37,970	37,970	0	0	0
Property and Energy Credit	(5,513)	(5,500)	(5,500)	0	(5,500)
Subtotal General Fund	*$1,745,017*	*$1,762,120*	*$1,768,150*	*$3,335*	*$1,771,485*
School Funds (SF)					
(Includes Uniform School Fund and income tax revenue for higher education)					
Individual Income Tax	$1,575,486	$1,642,950	$1,712,950	$0	$1,712,950
Corporate Franchise Tax	152,429	161,000	183,900	0	183,900
Permanent School Fund Interest	8,388	8,600	8,900	0	8,900
Gross Receipts Tax	8,093	7,950	8,050	0	8,050
Other	4,961	7,550	7,700	(713)	6,987
Subtotal School Funds	*$1,749,357*	*$1,828,050*	*$1,921,500*	*($713)*	*$1,920,787*
Pass-thru Perm Sch Fund Int.	($8,388)	($8,600)	($8,900)	$0	($8,900)
Total GF/SF	**$3,485,986**	**$3,581,570**	**$3,680,750**	**$2,622**	**$3,683,372**
Transportation Fund					
Motor Fuel Tax	$236,639	$237,033	$240,367	$0	$240,367
Special Fuel Tax	84,523	85,750	87,850	0	87,850
Other	65,396	64,750	65,800	0	65,800
Total Transportation Fund	**$386,558**	**$387,533**	**$394,017**	**$0**	**$394,017**
Mineral Lease (Table 5)					
Royalties	$41,452	$55,000	$44,000	$0	$44,000
Bonus	11,656	11,000	8,700	0	8,700
Total Mineral Lease	**$53,108**	**$66,000**	**$52,700**	**$0**	**$52,700**

(a) See Table 44 for all legislation impacting ongoing state revenues.

Table 4 shows actual revenue collections for FY 2003 and estimated revenue collections for FY 2004 and FY 2005. These include state revenues only. Nonfederal relief funds, restricted licenses, fees, etc. are not included.

Table 5
MINERAL LEASE FUNDS
Three-Year Comparison

	Actual FY 2003	Authorized FY 2004[a]	Estimated FY 2004[b]	Appropriated FY 2005[c]	Estimated FY 2005[d]
MINERAL LEASE ACCOUNT					
Sources of Funding					
Revenue					
Federal Mineral Lease Royalties	$37,116,000	$29,863,500	$49,195,100	$39,356,100	$39,356,100
Exchanged Lands Mineral Lease Royalties	4,280,100	2,315,600	5,703,100	4,562,500	4,562,500
National Monument Mineral Lease Royalties	56,300	70,900	101,800	81,400	81,400
Subtotal Mineral Lease Royalties	*41,452,400*	*32,250,000*	*55,000,000*	*44,000,000*	*44,000,000*
Federal Mineral Lease Bonus	9,162,900	1,750,000	10,857,000	8,586,900	8,586,900
Exchanged Lands Mineral Lease Bonus	2,492,900	0	143,000	113,100	113,100
Subtotal Mineral Lease Bonus	*11,655,800*	*1,750,000*	*11,000,000*	*8,700,000*	*8,700,000*
TOTAL REVENUE	**$53,108,200**	**$34,000,000**	**$66,000,000**	**$52,700,000**	**$52,700,000**
Appropriations[e]					
Community Impact Fund	$17,018,500	$14,959,900	$23,441,500	$16,387,500	$18,259,400
DCED - Special Service Districts	2,024,900	1,550,300	2,685,000	1,698,200	2,148,000
USU Water Research Lab	911,200	752,600	1,208,300	799,600	966,600
Board of Education	933,700	954,400	1,249,000	971,900	999,200
Utah Geological Survey	912,500	732,800	1,210,600	809,400	968,400
Transportation - Special Service Districts	16,221,400	13,900,000	21,520,800	14,800,000	17,216,800
Payment in Lieu of Taxes	2,521,400	2,429,200	2,469,000	2,469,000	2,469,000
Discretionary	2,748,900	0	3,257,100	0	2,576,100
Subtotal Appropriations	*43,292,500*	*35,279,200*	*57,041,300*	*37,935,600*	*45,603,500*
Statutory Allocations[f]					
Constitutional Defense Restricted Account	1,637,000	208,400	570,500	455,900	455,900
Permanent School Fund	10,000	12,600	18,100	14,500	14,500
Rural Development Fund	398,400	138,900	350,300	280,200	280,200
Rural Electronic Commerce Fund	750,000	138,900	385,100	307,600	307,600
Community Impact Fund	7,020,300	2,053,700	7,634,700	6,038,300	6,038,300
Subtotal Statutory Allocation	*9,815,700*	*2,552,500*	*8,958,700*	*7,096,500*	*7,096,500*
TOTAL APPROPRIATIONS AND ALLOCATIONS	**$53,108,200**	**$37,831,700**	**$66,000,000**	**$45,032,100**	**$52,700,000**
Ending Balance	**$0**	**($3,831,700)**	**$0**	**$7,667,900**	**$0**

Continued on following page

Table 5 (Continued)
MINERAL LEASE FUNDS
Three-Year Comparison

Continued from previous page

(a) Authorized FY 2004 is based on legislative appropriations from the 2003 General Session, supplemental appropriations from the 2004 General Session, plus statutory allocations.
(b) Estimated FY 2004 is based on the formula allocations and appropriations outlined in statute and the estimated revenue projections for FY 2004. Actual distributions to agencies are based solely on the allocations outlined in statute and actual collections.
(c) Appropriated FY 2005 is based on legislative appropriations from the 2004 General Session plus statutory allocations.
(d) Estimated FY 2005 is based on the formula allocations and appropriations outlined in statute and the estimated revenue projections for FY 2005. Actual distributions to agencies are based solely on the allocations outlined in statute and actual collections.
(e) Appropriations are mandated by statute for these programs based upon predetermined percentages.
(f) Statutory allocations are mandated by law for these purposes based upon predetermined percentages and are not included in the appropriations acts.

Table 5 shows the actual, authorized, and estimated allocation of Mineral Lease revenue. This revenue comes from mineral leases on federal lands in Utah. Statutory allocations are set by formula. Discretionary allocations are made from revenues in excess of those allocated by formula.

Table 6
SUMMARY OF APPROPRIATIONS BY DEPARTMENT
General Fund and School Funds*
Three-Year Comparison in Thousands of Dollars

	Initial Appropriated FY 2003	Actual FY 2003	Initial Appropriated FY 2004	Current Authorized FY 2004	Percent Change IA04/CA04	Appropriated FY 2005	Percent Change IA04/A05
Sources of Funding							
General Fund	$1,816,583	$1,825,153	$1,744,483	$1,745,687	0.1%	$1,835,151	5.2%
School Funds*	1,903,467	1,710,356	1,851,472	1,827,352	(1.3)	1,973,511	6.6
TOTAL FUNDING	**$3,720,050**	**$3,535,509**	**$3,595,955**	**$3,573,039**	**(0.6%)**	**$3,808,662**	**5.9%**
Operations Budget							
Administrative Services	$15,557	$13,498	$13,929	$17,257	23.9%	$14,068	1.0%
Commerce and Revenue	109,010	100,057	108,311	108,259	0.0	125,073	15.5
Corrections (Adult and Juvenile)	253,875	242,426	246,032	245,781	(0.1)	256,674	4.3
Courts	93,937	87,819	89,060	89,618	0.6	92,644	4.0
Economic Dev. and Human Res.	47,605	45,092	35,006	40,200	14.8	37,407	6.9
Elected Officials	30,636	27,679	28,286	29,766	5.2	29,247	3.4
Environmental Quality	10,458	9,539	9,239	9,739	5.4	9,572	3.6
Health	239,622	233,461	263,765	226,767	(14.0)	287,097	8.8
Higher Education	623,128	616,919	618,121	618,121	0.0	641,614	3.8
Human Services	208,777	200,510	199,642	200,491	0.4	206,681	3.5
Legislature	13,819	13,563	14,022	14,580	4.0	14,419	2.8
National Guard	4,319	4,086	3,981	4,279	7.5	4,499	13.0
Natural Resources	42,977	51,862	40,598	41,598	2.5	42,005	3.5
Public Education	1,664,833	1,648,453	1,678,002	1,677,093	(0.1)	1,787,416	6.5
Public Safety	44,674	42,720	43,568	43,568	0.0	46,396	6.5
Transportation	1,061	721	150	150	0.0	88	(41.3)
Subtotal Operations	*3,404,288*	*3,338,403*	*3,391,712*	*3,367,266*	*(0.7)*	*3,594,899*	*6.0*
Capital Budget							
Administrative Services	55,378	40,407	40,385	40,385	0.0	45,517	12.7
Higher Education	13,019	0	0	0	0.0	0	0.0
Natural Resources	2,707	2,447	2,477	2,477	0.0	2,477	0.0
Public Education	28,358	28,358	27,789	27,789	0.0	27,289	(1.8)
Transportation	150,000	59,595	59,594	59,595	0.0	59,595	0.0
Subtotal Capital	*249,462*	*130,806*	*130,245*	*130,245*	*0.0*	*134,877*	*3.6*
Debt Service	66,300	66,300	73,998	75,529	2.1	78,886	6.6
TOTAL APPROPRIATIONS	**$3,720,050**	**$3,535,509**	**$3,595,955**	**$3,573,039**	**(0.6%)**	**$3,808,662**	**5.9%**

** Includes Uniform School Fund and income tax revenue for higher education*

Table 6 shows the appropriations by state agency from major tax revenue (sales and income taxes). The Initial Appropriated FY 2003 column reflects original appropriations in the 2002 General Session. The Current Authorized FY 2004 column includes the original appropriation by the 2003 legislature, plus supplemental appropriations by the 2004 legislature.

Table 7
SUMMARY OF APPROPRIATIONS BY DEPARTMENT
All Sources of Funding
Three-Year Comparison in Thousands of Dollars

	Initial Appropriated FY 2003	Actual FY 2003	Initial Appropriated FY 2004	Current Authorized FY 2004	Percent Change IA04/CA04	Appropriated FY 2005	Percent Change IA04/A05
Sources of Funding							
General Fund	$1,816,583	$1,825,153	$1,744,483	$1,745,687	0.1%	$1,835,151	5.2%
School Funds*	1,903,467	1,710,356	1,851,472	1,827,352	(1.3)	1,973,511	6.6
Transportation Fund	390,938	397,422	397,861	398,155	0.1	394,018	(1.0)
Federal Funds	1,708,024	1,934,004	1,916,662	2,064,959	7.7	2,147,705	12.1
Dedicated Credits	476,434	520,938	570,735	553,986	(2.9)	648,017	13.5
Mineral Lease	49,296	53,108	37,832	65,555	73.3	45,362	19.9
Restricted and Trust Funds	308,732	330,171	340,231	367,812	8.1	409,881	20.5
Transfers	163,689	203,959	141,406	186,118	31.6	160,191	13.3
Other Funds	0	(118,682)	3,425	71,234	1,979.8	16,166	372.0
Pass-through Funds	0	110	0	735	--	735	--
Local Property Tax	369,419	369,419	386,838	386,838	0.0	404,900	4.7
TOTAL FUNDING	**$7,186,582**	**$7,225,959**	**$7,390,945**	**$7,668,430**	**3.8%**	**$8,035,635**	**8.7%**
Operations Budget							
Administrative Services	$18,838	$20,640	$21,901	$26,730	22.0%	$23,747	8.4%
Commerce and Revenue	396,450	412,061	402,048	442,368	10.0	461,785	14.9
Corrections (Adult and Juvenile)	278,109	267,417	273,247	278,349	1.9	283,485	3.7
Courts	103,502	97,465	101,121	102,772	1.6	108,391	7.2
Economic Dev. and Human Res.[(a)]	85,040	72,719	76,258	86,829	13.9	89,484	17.3
Elected Officials	65,937	66,348	63,524	71,426	12.4	67,375	6.1
Environmental Quality	42,013	37,487	40,789	43,229	6.0	42,332	3.8
Health	1,233,090	1,343,098	1,462,964	1,536,133	5.0	1,708,925	16.8
Higher Education	886,810	884,510	936,527	928,424	(0.9)	987,710	5.5
Human Services	463,816	453,129	457,096	472,072	3.3	484,773	6.1
Legislature	14,287	14,172	14,513	15,177	4.6	15,041	3.6
National Guard	22,036	25,123	25,760	26,561	3.1	27,000	4.8
Natural Resources	132,500	144,653	136,248	145,581	6.8	145,259	6.6
Public Education	2,298,183	2,303,381	2,352,422	2,412,591	2.6	2,510,189	6.7
Public Safety	105,466	102,116	101,904	107,966	5.9	115,725	13.6
Transportation	213,334	221,476	223,728	228,864	2.3	223,754	0.0
Subtotal Operations	*6,359,411*	*6,465,793*	*6,690,049*	*6,925,072*	*3.5*	*7,294,976*	*9.0*
Capital Budget							
Administrative Services	64,554	49,107	44,585	44,585	0.0	50,768	13.9
Economic Dev. and Human Res.	2,004	2,025	1,550	2,685	73.2	1,698	9.5
Higher Education	13,019	0	0	0	0.0	0	0.0
Natural Resources	12,004	26,893	9,510	22,899	140.8	9,660	1.6
Public Education	28,358	28,358	27,789	27,789	0.0	27,289	(1.8)
Transportation	502,844	435,179	394,434	393,201	(0.3)	358,102	(9.2)
Subtotal Capital	*622,783*	*541,562*	*477,868*	*491,159*	*2.8*	*447,517*	*(6.4)*
Debt Service	180,850	189,021	205,515	216,542	5.4	269,329	31.1
Mineral Lease Transfers	23,538	29,583	17,512	35,657	103.6	23,814	36.0
TOTAL APPROPRIATIONS	**$7,186,582**	**$7,225,959**	**$7,390,945**	**$7,668,430**	**3.8%**	**$8,035,635**	**8.7%**

** Includes Uniform School Fund and income tax revenue for higher education*

(a) Utah State Retirement Systems, included in the Governor's Budget Recommendations - FY 2005 *for purposes of presentation, is not included here because no actual appropriation is made.*

Table 7 shows the appropriations by state agency from all sources of funding, including state taxes, federal funds, fees, etc. The Initial Appropriated FY 2003 column reflects original appropriations in the 2002 General Session. The Current Authorized FY 2004 column includes the original appropriation by the 2003 legislature, plus supplemental appropriations by the 2004 legislature.

Table 8
SUMMARY PLAN OF FINANCING BY DEPARTMENT AND SOURCES OF FUNDING

	General Fund	School Funds	Transporta-tion Fund	Federal Funds	Dedicated Credits	Mineral Lease	Restricted and Trust Funds	Other	Property Tax	Total
Administrative Services										
Actual FY 2003	$13,497,700	$0	$450,000	$0	$2,451,500	$0	$4,576,100	($335,700)	$0	$20,639,600
Authorized FY 2004	17,257,100	0	450,000	474,000	3,783,100	0	4,156,400	609,500	0	26,730,100
Appropriated FY 2005	14,067,800	0	450,000	500,000	2,605,400	0	5,479,100	644,800	0	23,747,100
Commerce and Revenue										
Actual FY 2003	84,576,900	15,479,600	5,857,400	219,244,400	14,559,400	0	63,172,200	9,170,700	0	412,060,600
Authorized FY 2004	91,497,900	16,761,000	5,857,400	225,183,900	18,402,800	0	74,818,900	9,845,900	0	442,367,800
Appropriated FY 2005	107,642,700	17,430,500	5,857,400	206,720,900	37,105,700	0	71,438,200	15,590,000	0	461,785,400
Corrections (Adult and Juvenile)										
Actual FY 2003	242,426,400	0	0	2,918,700	5,253,400	0	2,255,300	14,563,500	0	267,417,300
Authorized FY 2004	245,780,600	0	0	2,841,100	5,670,100	0	2,584,400	21,472,700	0	278,348,900
Appropriated FY 2005	256,673,900	0	0	2,916,900	5,848,700	0	2,613,400	15,432,400	0	283,485,300
Courts										
Actual FY 2003	87,818,600	0	0	53,400	1,185,100	0	7,666,300	741,700	0	97,465,100
Authorized FY 2004	89,617,600	0	0	52,700	890,400	0	9,287,000	2,924,400	0	102,772,100
Appropriated FY 2005	92,644,400	0	0	53,300	996,500	0	12,129,100	2,567,300	0	108,390,600
Economic Dev. and Human Resources										
Actual FY 2003	45,092,200	0	118,000	30,735,900	4,456,000	0	3,126,300	(10,809,800)	0	72,718,600
Authorized FY 2004	40,200,200	0	118,000	40,846,400	4,307,400	0	1,957,000	(599,600)	0	86,829,400
Appropriated FY 2005	37,407,200	0	118,000	48,509,400	4,179,900	0	1,631,200	(2,361,400)	0	89,484,300
Elected Officials										
Actual FY 2003	27,678,900	0	0	16,499,900	15,057,000	0	7,202,000	(90,000)	0	66,347,800
Authorized FY 2004	29,766,000	0	0	19,319,600	14,055,600	0	6,902,700	1,381,900	0	71,425,800
Appropriated FY 2005	29,246,500	0	0	15,415,600	14,476,100	0	7,083,500	1,153,000	0	67,374,700
Environmental Quality										
Actual FY 2003	9,539,100	0	0	13,841,400	6,755,100	0	8,694,600	(1,343,100)	0	37,487,100
Authorized FY 2004	9,738,800	0	0	16,778,800	6,828,300	0	8,682,000	1,200,700	0	43,228,600
Appropriated FY 2005	9,571,500	0	0	16,060,600	6,894,000	0	8,857,000	949,300	0	42,332,400
Health										
Actual FY 2003	233,460,500	0	0	907,792,300	85,923,300	0	16,483,700	99,437,800	0	1,343,097,600
Authorized FY 2004	226,766,700	0	0	1,074,005,800	101,081,100	0	22,034,300	112,244,900	0	1,536,132,800
Appropriated FY 2005	287,096,500	0	0	1,166,397,900	110,190,400	0	26,893,300	118,347,200	0	1,708,925,300
Higher Education										
Actual FY 2003	614,965,600	1,953,700	0	9,244,600	266,493,000	911,200	8,284,500	(17,343,000)	0	884,509,600
Authorized FY 2004	546,321,000	71,800,000	0	9,411,900	291,154,200	1,208,300	8,284,500	244,400	0	928,424,300
Appropriated FY 2005	532,748,700	108,865,500	0	8,909,500	328,039,900	799,600	8,284,500	62,600	0	987,710,300
Human Services										
Actual FY 2003	200,509,600	0	0	107,495,100	8,237,300	0	4,047,200	132,840,000	0	453,129,200
Authorized FY 2004	200,490,600	0	0	119,567,200	11,568,900	0	4,282,200	136,163,400	0	472,072,300
Appropriated FY 2005	206,680,500	0	0	122,090,300	12,024,900	0	3,947,200	140,030,200	0	484,773,100

	General Fund	School Funds	Transporta-tion Fund	Federal Funds	Dedicated Credits	Mineral Lease	Restricted and Trust Funds	Other	Property Tax	Total
Legislature										
Actual FY 2003	13,562,900	0	0	0	234,200	0	0	375,300	0	14,172,400
Authorized FY 2004	14,580,300	0	0	0	320,500	0	0	276,300	0	15,177,100
Appropriated FY 2005	14,419,200	0	0	0	320,500	0	0	301,700	0	15,041,400
National Guard										
Actual FY 2003	4,086,200	0	0	19,172,300	1,843,300	0	0	20,700	0	25,122,500
Authorized FY 2004	4,279,100	0	0	20,059,000	1,928,100	0	0	294,600	0	26,560,800
Appropriated FY 2005	4,498,500	0	0	20,478,200	1,939,300	0	0	84,200	0	27,000,200
Natural Resources										
Actual FY 2003	51,861,500	0	0	28,417,800	19,597,100	912,500	48,855,500	(4,991,400)	0	144,653,000
Authorized FY 2004	41,597,800	0	0	28,797,800	12,340,800	1,210,600	57,737,000	3,896,500	0	145,580,500
Appropriated FY 2005	42,004,700	0	0	28,189,200	13,366,600	809,400	60,434,000	454,600	0	145,258,500
Public Education										
Actual FY 2003	254,900	1,648,198,000	0	287,708,900	22,511,500	933,800	532,200	(26,177,100)	369,419,000	2,303,381,200
Authorized FY 2004	254,900	1,676,838,000	0	288,981,300	23,467,300	803,900	560,800	34,847,400	386,837,800	2,412,591,400
Appropriated FY 2005	1,654,900	1,785,761,400	0	289,363,600	23,846,600	971,800	580,700	3,110,000	404,899,600	2,510,188,600
Public Safety										
Actual FY 2003	42,720,000	0	5,495,500	18,260,700	5,247,500	0	28,073,800	2,318,300	0	102,115,800
Authorized FY 2004	43,567,900	0	5,495,500	21,555,300	5,080,100	0	29,391,300	2,875,700	0	107,965,800
Appropriated FY 2005	46,396,100	0	5,495,500	22,029,600	6,070,600	0	34,053,000	1,679,700	0	115,724,500
Transportation										
Actual FY 2003	720,800	0	155,945,300	41,971,200	23,009,400	0	7,946,900	(8,118,000)	0	221,475,600
Authorized FY 2004	150,100	0	161,638,300	39,849,200	15,617,400	0	10,767,600	841,600	0	228,864,200
Appropriated FY 2005	88,100	0	156,304,300	40,485,200	15,654,900	0	11,221,300	0	0	223,753,800
TOTAL OPERATIONS BUDGET										
Actual FY 2003	$1,672,771,800	$1,665,631,300	$167,866,200	$1,703,356,600	$482,814,100	$2,757,500	$210,916,600	$190,259,900	$369,419,000	$6,465,793,000
Authorized FY 2004	1,601,866,600	1,765,399,000	173,559,200	1,907,724,000	516,496,100	3,222,800	241,446,100	328,520,300	386,837,800	6,925,071,900
Appropriated FY 2005	1,682,841,200	1,912,057,400	168,225,200	1,988,120,200	583,560,000	2,580,800	254,645,500	298,045,600	404,899,600	7,294,975,500
Capital Budget										
Actual FY 2003	$97,547,900	$33,258,000	$229,556,100	$230,647,300	$11,895,900	$20,767,800	$34,636,400	($116,747,700)	$0	$541,561,700
Authorized FY 2004	85,455,900	44,788,900	224,595,700	157,234,700	7,097,000	26,674,800	24,623,000	(79,311,300)	0	491,158,700
Appropriated FY 2005	90,588,100	44,288,900	225,792,700	159,584,700	1,575,000	18,967,200	27,674,000	(120,953,500)	0	447,517,100
Debt Service										
Actual FY 2003	54,833,700	11,466,700	0	0	26,227,500	0	84,618,200	11,874,700	0	189,020,800
Authorized FY 2004	58,364,300	17,164,300	0	0	30,392,900	0	101,742,400	8,878,400	0	216,542,300
Appropriated FY 2005	61,721,600	17,164,300	0	0	62,881,500	0	127,561,500	0	0	269,328,900
Mineral Lease Transfers										
Actual FY 2003	0	0	0	0	0	29,583,100	0	0	0	29,583,100
Authorized FY 2004	0	0	0	0	0	35,657,300	0	0	0	35,657,300
Appropriated FY 2005	0	0	0	0	0	23,813,700	0	0	0	23,813,700
GRAND TOTALS										
Actual FY 2003	$1,825,153,400	$1,710,356,000	$397,422,300	$1,934,003,900	$520,937,500	$53,108,400	$330,171,200	$85,386,900	$369,419,000	$7,225,958,600
Authorized FY 2004	1,745,686,800	1,827,352,200	398,154,900	2,064,958,700	553,986,000	65,554,900	367,811,500	258,087,400	386,837,800	7,668,430,200
Appropriated FY 2005	1,835,150,900	1,973,510,600	394,017,900	2,147,704,900	648,016,500	45,361,700	409,881,000	177,092,100	404,899,600	8,035,635,200

Table 9
SUMMARY OF APPROPRIATIONS BY DEPARTMENT
Operations and Capital Budgets Combined
General Fund and School Funds*
Three-Year Comparison in Thousands of Dollars

	Actual FY 2003	Authorized FY 2004	Change 03/04	Appropriated FY 2005	Change 04/05
Appropriations					
Administrative Services	$53,904	$57,642	6.9%	$59,585	3.4%
Commerce and Revenue	100,057	108,259	8.2	125,073	15.5 *(d)*
Corrections (Adult and Juvenile)	242,426	245,781	1.4	256,674	4.4
Courts	87,819	89,618	2.0	92,644	3.4
Economic Dev. and Human Res.	45,092	40,200	(10.8) *(a)*	37,407	(6.9)
Elected Officials	27,679	29,766	7.5	29,247	(1.7)
Environmental Quality	9,539	9,739	2.1	9,572	(1.7)
Health	233,461	226,767	(2.9)	287,097	26.6 *(e)*
Higher Education	616,919	618,121	0.2	641,614	3.8
Human Services	200,510	200,491	(0.0)	206,681	3.1
Legislature	13,563	14,580	7.5	14,419	(1.1)
National Guard	4,086	4,279	4.7	4,499	5.1
Natural Resources	54,308	44,074	(18.8) *(b)*	44,481	0.9
Public Education	1,676,811	1,704,882	1.7	1,814,705	6.4
Public Safety	42,720	43,568	2.0	46,396	6.5
Transportation	60,316	59,745	(0.9)	59,683	(0.1)
Debt Service	66,300	75,529	13.9 *(c)*	78,886	4.4
TOTAL APPROPRIATIONS	**$3,535,509**	**$3,573,039**	**1.1%**	**$3,808,662**	**6.6%**

* *Includes Uniform School Fund and income tax revenue for higher education*

(a) The FY 2004 decrease is due mainly to one-time FY 2003 appropriations for various projects including tourism promotion, business attraction, and contributions to the Industrial Assistance Fund.

(b) The FY 2004 decrease is due mainly to an $11.5 million appropriation for fire suppression costs that was appropriated for FY 2003 only.

(c) The FY 2004 increase includes $3.8 million from additional bonds issued for buildings and $5.4 million to replace one-time dedicated credits and restricted funds used in FY 2003.

(d) The FY 2005 increase is due mainly to a one-time $10 million appropriation for Utah's high risk pool (HIP Utah) and a one-time appropriation of $2.4 million to the Department of Workforce Services for General Assistance caseload growth.

(e) The FY 2005 increase reflects $37.3 million to replace one-time federal and restricted funds appropriated for FY 2004 only; $18.6 million for Medicaid caseload growth; and $6.8 million for pharmacy, hospital, and other provider inflation.

Table 9 shows the combined operations and capital budgets for General Fund and school funds by department. It is a summary of the department tables found in the Operating and Capital Budgets by Department section. Debt Service is shown as a total and is not allocated to the departments.

Table 10
SUMMARY OF APPROPRIATIONS BY DEPARTMENT
Operations and Capital Budgets Combined
All Sources of Funding
Three-Year Comparison in Thousands of Dollars

	Actual FY 2003	Authorized FY 2004	Change 03/04	Appropriated FY 2005	Change 04/05
Appropriations					
Administrative Services	$69,747	$71,315	2.2%	$74,515	4.5%
Commerce and Revenue	412,061	442,368	7.4	461,785	4.4
Corrections (Adult and Juvenile)	267,417	278,349	4.1	283,485	1.8
Courts	97,465	102,772	5.4	108,391	5.5
Economic Dev. and Human Res.	74,744	89,514	19.8 *(a)*	91,183	1.9
Elected Officials	66,348	71,426	7.7	67,375	(5.7)
Environmental Quality	37,487	43,229	15.3 *(b)*	42,332	(2.1)
Health	1,343,098	1,536,133	14.4 *(c)*	1,708,925	11.2 *(e)*
Higher Education	884,510	928,424	5.0	987,710	6.4
Human Services	453,129	472,072	4.2	484,773	2.7
Legislature	14,172	15,177	7.1	15,041	(0.9)
National Guard	25,123	26,561	5.7	27,000	1.7
Natural Resources	171,546	168,480	(1.8)	154,919	(8.0)
Public Education	2,331,739	2,440,380	4.7	2,537,478	4.0
Public Safety	102,116	107,966	5.7	115,725	7.2
Transportation	656,655	622,065	(5.3)	581,856	(6.5)
Debt Service	189,021	216,542	14.6 *(d)*	269,329	24.4 *(f)*
Mineral Lease Transfers	29,583	35,657	20.5	23,814	(33.2)
TOTAL APPROPRIATIONS	**$7,225,959**	**$7,668,430**	**6.1%**	**$8,035,635**	**4.8%**

(a) The FY 2004 increase is due to additional federal funds as well as one-time General Fund appropriations for various projects including tourism promotion, business attraction, and contributions to the Industrial Assistance Fund.

(b) The FY 2004 increase is due mainly to additional federal funds and changes in closing and lapsing balances.

(c) The FY 2004 increase includes $68 million for Medicaid caseload growth, $18 million for Medicaid pharmacy inflation, and $16.2 million to restore Medicaid eligibility for the aged/blind/disabled population.

(d) The FY 2004 increase is mainly from additional highway bonds issued and additional principal payments being made on outstanding highway bonds.

(e) The FY 2005 increase reflects $83.3 million for Medicaid caseload growth, $35 million for a Medicaid nursing care facility rate increase, and $25.9 million for other Medicaid provider increases.

(f) The FY 2005 increase includes $21.3 million from additional principal payments being made on outstanding highway bonds and $31.5 million due to a zero coupon bond issued for student housing at the University of Utah.

Table 10 shows the combined operations and capital budgets for all sources of funding by department. It is a summary of the department tables found in the Operating and Capital Budgets by Department section. Debt Service is shown as a total and is not allocated to the departments.

State of Utah

Operating and Capital Budgets by Department

- This section summarizes legislative action by department and shows a three-year comparison of funding for operating and capital budgets. It also includes legislative intent statements for FY 2005 and FY 2004 supplemental appropriations.

ADMINISTRATIVE SERVICES

Randa Bezzant, Analyst

Where Will My Taxes Go for Administrative Services?
(Figure Based on Total FY 2005 Operating Funding)

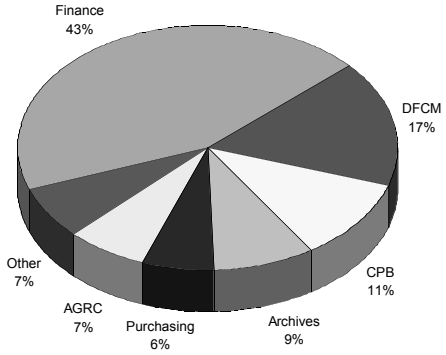

Highlighted Services

$10 million for Finance
- Prepares the state's Comprehensive Annual Financial Report
- Operates and maintains the state's financial accounting system, and processed 12.8 million records in FY 2003
- Issued 2.6 million warrants (checks) and sent 696,887 electronic funds transfers
- Collected $8.9 million of debts owed the state through the FINDER system

$4 million for Division of Facilities Construction and Management (DFCM)
- Oversaw 537 construction projects with expenditures of $224.7 million
- Managed 354 leases with annual rentals of $19 million

$3 million for Capitol Preservation Board
- Provides ongoing building operation and maintenance (O&M) for seven buildings on the Capitol Hill Complex

$2 million for Archives

$2 million for Automated Geographic Reference Center (AGRC)

$1 million for Purchasing

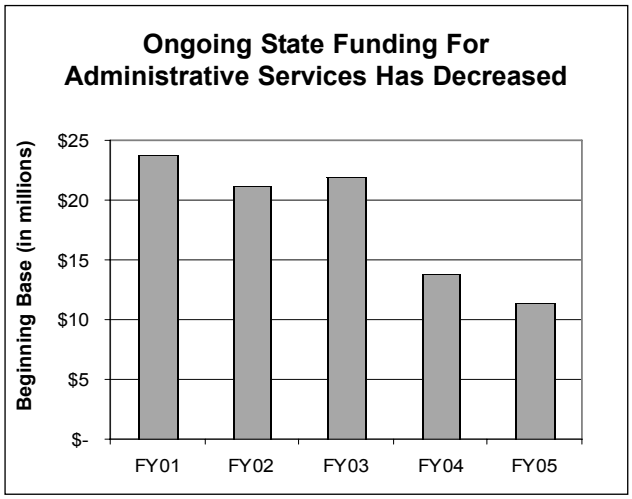

General Session Highlights
(All Funding Sources)

- $239,000 - Creation of the Office of Child Welfare Parental Defense
- $250,000 - Enhance digital mapping standards
- $3,000,000 - FY 2004 supplemental to upgrade the state's central accounting system
- $300,000 - FY 2004 supplemental for additional matching funds to protect open space

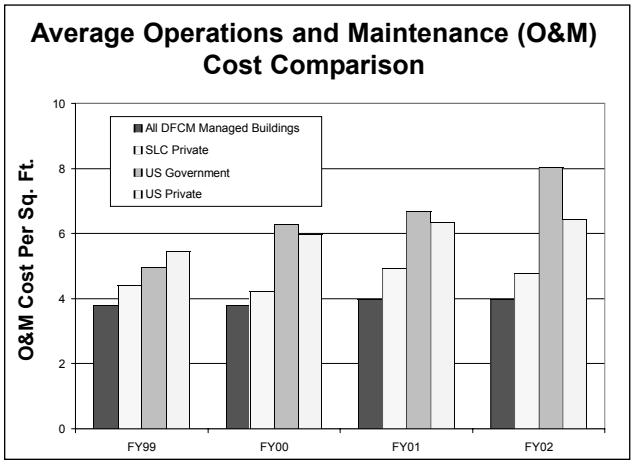

Overview

Administrative services includes the Department of Administrative Services (DAS) and the Capitol Preservation Board (CPB). Their primary focus is to provide specialized agency support services, eliminate unnecessary duplication of services within state government, and preserve the State Capitol building and grounds.

Capital facility projects for the state are overseen by DAS's Division of Facilities Construction and Management (DFCM). Debt service is overseen by DAS's Division of Finance. The capital and debt service budgets are presented in a separate section of the *Budget Summary*.

The total administrative services operating budget for FY 2005 is $23,747,100. The General Fund appropriation is $14,067,800, an 18.5 percent decrease from FY 2004. This reduction occurred because of one-time and supplemental General Fund increases for FY 2004.

Budget Adjustments

For FY 2005 the legislature appropriated a total ongoing increase in General Fund of $397,400 to the administrative services operating budget. This amount includes the following increases: creation of the Office of Child Welfare Parental Defense, House Bill 268, *Child Welfare Processes* (Thompson), $239,000; operations and maintenance on new archives building, $94,800; new purchasing agent, $75,000; compensation and benefit rate increases, $243,300; and rent increase to the Archives Record Center, $10,200. Also included in the FY 2005 budget is an ongoing decrease in General Fund of $264,900 for internal service fund (ISF) rate changes.

For FY 2005 the legislature provided a total one-time appropriation of $103,500, including General Fund of $76,800 for employee bonuses.

For FY 2005 House Bill 36, *Management, Enhancement, and Funding of 911 System* (Dee), appropriated an ongoing increase in restricted funds of $250,000 to enhance and upgrade statewide digital mapping standards.

For FY 2004 the legislature appropriated a total supplemental increase in General Fund of $3,328,400 to the administrative services operating budget. This amount includes the following increases: upgrade to the state's central accounting system, $3,000,000; additional matching funds for protection of open space, $300,000; tuition tax credit study, $150,000; and temporary position to help with administrative rule process, $55,000. Also included in the FY 2004 budget is a supplemental decrease in General Fund of $176,600 for ISF rate changes.

Future Budget Issues

The legislature funded most of DFCM's operating budget with the Project Reserve Fund, the Contingency Reserve Fund, and the Capital Improvement Fund. Alternative sources of funding will be required in the future.

Internal Service Funds

DAS includes several ISF agencies that provide products and services to state and other governmental agencies on a cost-reimbursement basis. They are set up to account for the cost of certain governmental services and to avoid duplication of effort among agencies, thus providing savings statewide. ISF agencies must receive legislative approval for all capital acquisitions and full-time equivalent positions (FTEs). State agency budgets include funding for ISF services.

The accompanying table shows the amount each DAS ISF is expected to collect from user agencies, the maximum dollar amount of capital assets that may be acquired by ISF agencies, and the authorized number of FTEs in each ISF.

	Actual FY 2003	Estimated/Authorized FY 2004	Approved FY 2005
Debt Collection			
Revenue Estimate	$1,244,300	$1,198,100	$1,198,100
Capital Acquisition Limit	$0	$0	$0
FTE	4.9	5.0	5.0
Purchasing and General Services			
Revenue Estimate	$13,931,400	$14,308,000	$14,589,100
Capital Acquisition Limit	$1,432,100	$4,683,900	$2,816,000
FTE	62.9	63.0	63.5
Information Technology Services (ITS)			
Revenue Estimate	$49,376,900	$47,070,200	$47,553,800
Capital Acquisition Limit	$6,683,900	$9,127,800	$6,072,500
FTE	262.9	240.0	241.0
Fleet Operations			
Revenue Estimate	$38,462,300	$38,490,300	$38,082,100
Capital Acquisition Limit	$13,909,800	$25,360,300 *(a)*	$13,870,200
FTE	44.5	47.5	45.0
Risk Management			
Revenue Estimate	$32,230,700	$35,928,700	$36,948,300
Capital Acquisition Limit	$0	$12,000	$120,000
FTE	24.0	25.0	25.0
Facilities Management			
Revenue Estimate	$18,972,000	$19,675,300	$19,815,700
Capital Acquisition Limit	$5,500	$125,600	$70,500
FTE	136.7	121.0	121.0
Total Administrative Services			
Revenue Estimate	$154,217,600	$156,670,600	$158,187,100
Capital Acquisition Limit	$22,031,300	$39,309,600	$22,949,200
FTE	535.9	501.5	500.5

(a) Fleet Operations expects to use less than $14 million of its FY 2004 capital authorization.

The FY 2005 revenue estimates include ongoing rate decreases for the following: ITS storage rates, $1,030,200; telephone rates, $520,400; ITS Tape I/O, $295,300; and liability insurance, $883,700.

The FY 2005 revenue estimates include ongoing rate increases for the following: video conferencing and bridging, $61,200; LAN desktop management, $76,800; ITS hosting rates, $130,500; ITS printing, $259,100; fleet vehicle lease rate, $583,500; DFCM building maintenance, $117,000; worker's compensation, $971,000; and auto and property insurance, $42,700.

The FY 2004 revenue estimates include supplemental rate decreases of $686,400 for ITS storage.

Legislative Intent Statements

Senate Bill 1

FY 2005, Item

44 Funds for CPB are nonlapsing and shall be used for the design and construction costs associated with the Capitol restoration.

47 Funds for the Division of Administrative Rules are nonlapsing and shall be used to fund an FTE or contract position on a temporary basis.

49 Funds for the Division of Archives are nonlapsing and are to be used to digitize and microfilm documents generated by former Utah governors for preservation and access.

50 Funds for the Division of Finance are nonlapsing and are to be used for maintenance, operation, and development of statewide accounting systems.

DAS shall develop and implement a mileage reimbursement program that requires agencies to reimburse employees for personal vehicle use at a rate equal to, or less than, the per-mile cost of a mid-size sedan operated by the Division of Fleet Operations. These rules shall be applied to legislative staff, the judicial branch, and higher education. The rule should make exception for instances where a state fleet vehicle is not available to the employee and for mileage reimbursements for elected state officials and members of boards and commissions who do not have access to the state fleet for use in their official duties.

51 Funds for the LeRay McAllister Critical Land Conservation Fund are nonlapsing.

52 Funds for the Post Conviction Indigent Defense Fund are nonlapsing.

53 Funds for the Judicial Conduct Commission are nonlapsing and are to be used to hire temporary contractors when needed.

57 ITS may add FTEs beyond the authorized level if it represents a benefit to the state and a decrease of FTEs in the user agency. Total FTEs within state government shall not change with this shift of FTEs. Prior to transferring FTEs to ITS, DAS shall report to the Executive Appropriations Committee decreased personal service expenditures in the originating agency and corresponding increased ISF charges resulting from the transfer.

60 DCFM's ISF may add FTEs beyond the authorized level if new facilities come on line or maintenance agreements are requested. Any added FTEs will be reviewed and approved by the legislature in the next legislative session.

House Bill 3

FY 2004, Item

81 Funds received under the federal Jobs and Growth Tax Relief Reconciliation Act of 2003, carried over from FY 2003, and received in FY 2004 are included in the appropriations for necessary programs and services for FY 2004 and are to be expended prior to other funding sources. None of these funds shall be transferred to the General Fund Restricted-Budget Reserve Account.

82 Funds for Finance Mandated Studies shall be used to hire a consultant to study the impact of tuition tax credits on the state. The Legislative Management

Committee shall have the sole discretion to hire and compensate consultants for this project.

House Bill 1

FY 2004, Item

16 Funds for the Division of Administrative Rules are nonlapsing and shall be used to fund an FTE or contract position on a temporary basis.

19 Funds for the LeRay McAllister Critical Land Conservation Fund are nonlapsing.

20 Funds for the Division of Purchasing are nonlapsing and shall be used for electronic commerce.

21 The Office of State Debt Collection ISF shall lapse all capital outlay authority on June 30, 2004.

22 The General Services ISF shall lapse all capital outlay authority on June 30, 2004.

23 Carryforward capital outlay authority of $1,078,000 granted to ITS during the 2003 General Session at Item 59 in House Bill 1, *Annual Appropriations Act* (Bigelow), is rescinded. The remaining nonlapsing authority shall be used for the following: $250,000 for a voice over internet protocol pilot project and $500,000 for a communications upgrade to Richfield.

All but $1,261,300 in unexercised capital outlay authority granted for FY 2004 shall lapse on June 30, 2004. The $1,261,300 that does not lapse shall be used for the following: better billing, $125,000; Netcool hardware and software, $163,800; Shark alternatives, $200,000; backup infrastructure, $50,000; authentication software, $100,000; microwave site improvements, $247,100; and PBX and Key systems, $375,500.

24 The Fleet Operations ISF shall lapse all capital outlay authority on June 30, 2004.

25 The Risk Management ISF shall lapse all capital outlay authority on June 30, 2004.

26 The Facility Management ISF shall lapse all capital outlay authority on June 30, 2004.

Table 11
ADMINISTRATIVE SERVICES
Operations Budget by Funding Source
Three-Year Comparison

	General Fund	School Funds	Transporta-tion Fund	Dedicated Credits	Restricted/ Trust Funds	Other	Total	Posi-tions
Executive Director								
Actual FY 2003	$761,700	$0	$0	$0	$0	$130,000	$891,700	--
Authorized FY 2004	787,200	0	0	74,400	0	0	861,600	8.0
Appropriated FY 2005	772,100	0	0	72,500	0	0	844,600	8.0
Administrative Rules								
Actual FY 2003	272,200	0	0	0	0	(2,900)	269,300	--
Authorized FY 2004	335,500	0	0	0	0	8,200	343,700	4.0
Appropriated FY 2005	287,600	0	0	0	0	0	287,600	4.0
Archives								
Actual FY 2003	2,000,400	0	0	39,600	0	(66,300)	1,973,700	--
Authorized FY 2004	1,874,300	0	0	40,200	0	65,400	1,979,900	28.0
Appropriated FY 2005	2,025,400	0	0	41,100	0	0	2,066,500	28.0
DFCM - Administration								
Actual FY 2003	81,300	0	0	170,200	3,086,600	(223,400)	3,114,700	--
Authorized FY 2004	81,300	0	0	1,202,300	2,666,400	(95,100)	3,854,900	42.0
Appropriated FY 2005	81,300	0	0	0	3,956,700	(87,400)	3,950,600	42.0
Finance - Administration								
Actual FY 2003	5,906,000	0	450,000	1,905,500	1,489,500	532,300	10,283,300	--
Authorized FY 2004	8,942,500	0	450,000	1,673,700	1,490,000	1,161,500	13,717,700	81.0
Appropriated FY 2005	6,030,600	0	450,000	1,694,000	1,272,400	989,900	10,436,900	81.0
Finance - Mandated - Judicial Conduct Commission								
Actual FY 2003	218,500	0	0	0	0	(20,800)	197,700	--
Authorized FY 2004	221,100	0	0	0	0	7,000	228,100	2.0
Appropriated FY 2005	224,200	0	0	0	0	9,500	233,700	2.0
Finance - Mandated - Post Conviction Indigent Defense Fund								
Actual FY 2003	0	0	0	0	0	63,800	63,800	--
Authorized FY 2004	0	0	0	0	0	74,000	74,000	0.0
Appropriated FY 2005	0	0	0	0	0	74,000	74,000	0.0
Finance - Mandated - Other								
Actual FY 2003	482,600	0	0	0	0	(482,600)	0	--
Authorized FY 2004	932,600	0	0	0	0	(782,600)	150,000	0.0
Appropriated FY 2005	482,600	0	0	0	0	(482,600)	0	0.0

Continued on next page

Table 11 (Continued)
ADMINISTRATIVE SERVICES
Operations Budget by Funding Source
Three-Year Comparison

	General Fund	School Funds	Transporta-tion Fund	Dedicated Credits	Restricted/ Trust Funds	Other	Total	Posi-tions
Continued from previous page								
ITS - Automated Geographic Reference Center								
Actual FY 2003	360,600	0	0	0	0	(360,600)	0	--
Authorized FY 2004	674,300	0	0	499,500	0	474,000	1,647,800	16.0
Appropriated FY 2005	393,900	0	0	501,500	250,000	500,000	1,645,400	13.0
Purchasing								
Actual FY 2003	1,212,400	0	0	66,900	0	(10,100)	1,269,200	--
Authorized FY 2004	1,242,300	0	0	65,000	0	29,700	1,337,000	21.0
Appropriated FY 2005	1,353,800	0	0	68,000	0	0	1,421,800	22.0
Child Welfare Parental Defense								
Actual FY 2003	0	0	0	0	0	0	0	--
Authorized FY 2004	0	0	0	0	0	0	0	0.0
Appropriated FY 2005	239,000	0	0	0	0	0	239,000	2.0
Total Administrative Services								
Actual FY 2003	$11,295,700	$0	$450,000	$2,182,200	$4,576,100	($440,600)	$18,063,400	--
Authorized FY 2004	15,091,100	0	450,000	3,555,100	4,156,400	942,100	24,194,700	202.0
Appropriated FY 2005	11,890,500	0	450,000	2,377,100	5,479,100	1,003,400	21,200,100	202.0
Capitol Preservation Board								
Actual FY 2003	$2,202,000	$0	$0	$269,300	$0	$104,900	$2,576,200	--
Authorized FY 2004	2,166,000	0	0	228,000	0	141,400	2,535,400	3.0
Appropriated FY 2005	2,177,300	0	0	228,300	0	141,400	2,547,000	3.0
TOTAL OPERATIONS BUDGET								
Actual FY 2003	$13,497,700	$0	$450,000	$2,451,500	$4,576,100	($335,700)	$20,639,600	--
Authorized FY 2004	17,257,100	0	450,000	3,783,100	4,156,400	1,083,500	26,730,100	205.0
Appropriated FY 2005	14,067,800	0	450,000	2,605,400	5,479,100	1,144,800	23,747,100	205.0

Table 12
ADMINISTRATIVE SERVICES
Capital Budget by Funding Source
Three-Year Comparison

	General Fund	School Funds	Transporta-tion Fund	Dedicated Credits	Restricted/ Trust Funds	Other	Total	Est. Posi-tions
Statewide Capital Improvements								
Actual FY 2003	$35,506,700	$4,900,000	$0	$0	$100,000	$0	$40,506,700	--
Authorized FY 2004	21,514,700	17,000,000	0	0	0	0	38,514,700	0.0
Appropriated FY 2005	26,976,900	17,000,000	0	0	0	0	43,976,900	0.0
Statewide Capital Planning								
Actual FY 2003	0	0	0	0	100,000	0	100,000	--
Authorized FY 2004	0	0	0	0	0	0	0	0.0
Appropriated FY 2005	0	0	0	0	0	0	0	0.0
Capitol Preservation Board								
Actual FY 2003	0	0	0	0	0	0	0	--
Authorized FY 2004	0	0	0	4,200,000	0	0	4,200,000	0.0
Appropriated FY 2005	0	0	0	0	0	0	0	0.0
Corrections								
Actual FY 2003	0	0	0	0	0	0	0	--
Authorized FY 2004	1,870,000	0	0	0	0	0	1,870,000	0.0
Appropriated FY 2005	1,540,000	0	0	0	0	2,200,000	3,740,000	0.0
Juvenile Justice Services								
Actual FY 2003	0	0	0	0	0	7,900,300	7,900,300	--
Authorized FY 2004	0	0	0	0	0	0	0	0.0
Appropriated FY 2005	0	0	0	0	0	0	0	0.0
National Guard								
Actual FY 2003	0	0	0	0	600,000	0	600,000	--
Authorized FY 2004	0	0	0	0	0	0	0	0.0
Appropriated FY 2005	0	0	0	0	0	0	0	0.0
Natural Resources								
Actual FY 2003	0	0	0	0	0	0	0	--
Authorized FY 2004	0	0	0	0	0	0	0	0.0
Appropriated FY 2005	0	0	0	0	250,000	0	250,000	0.0
Workforce Services								
Actual FY 2003	0	0	0	0	0	0	0	--
Authorized FY 2004	0	0	0	0	0	0	0	0.0
Appropriated FY 2005	0	0	0	0	2,801,000	0	2,801,000	0.0
TOTAL CAPITAL BUDGET								
Actual FY 2003	$35,506,700	$4,900,000	$0	$0	$800,000	$7,900,300	$49,107,000	--
Authorized FY 2004	23,384,700	17,000,000	0	4,200,000	0	0	44,584,700	0.0
Appropriated FY 2005	28,516,900	17,000,000	0	0	3,051,000	2,200,000	50,767,900	0.0

TOTAL OPERATIONS AND CAPITAL BUDGET								
Actual FY 2003	$49,004,400	$4,900,000	$450,000	$2,451,500	$5,376,100	$7,564,600	$69,746,600	--
Authorized FY 2004	40,641,800	17,000,000	450,000	7,983,100	4,156,400	1,083,500	71,314,800	205.0
Appropriated FY 2005	42,584,700	17,000,000	450,000	2,605,400	8,530,100	3,344,800	74,515,000	205.0

ADMINISTRATIVE SERVICES - BUDGET DETAIL

		General Fund	School Funds	Transportation Fund	Dedicated Credits	Restricted/ Trust Funds	Other Funds	Total Funds
	Beginning Base Budget							
A1	FY 2004 appropriated budget	$11,762,700	$0	$450,000	$3,393,600	$4,156,400	($365,600)	$19,397,100
A2	Adjustments for one-time FY 2004 appropriations	(300,000)	0	0	0	0	0	(300,000)
A3	Adjustments for FY 2004 extra working day	(34,500)	0	0	(5,000)	(7,700)	0	(47,200)
A4	Adjustments for ISF overhead funds not available	0	0	0	0	(217,600)	0	(217,600)
A5	Reclassify capital improvement funds as restricted	0	0	0	(1,202,300)	1,202,300	0	0
A6	Adjustments to funding levels	0	0	0	172,800	0	1,369,000	1,541,800
	Total Beginning Base Budget - Administrative Services	**11,428,200**	**0**	**450,000**	**2,359,100**	**5,133,400**	**1,003,400**	**20,374,100**
	Statewide Ongoing Adjustments							
A7	Cost-of-living adjustments of 1%	79,700	0	0	5,800	21,900	0	107,400
A8	Internal service fund adjustments	(263,400)	0	0	(3,900)	6,100	0	(261,200)
A9	Market comparability adjustments	2,500	0	0	0	0	0	2,500
A10	Retirement rate adjustments	92,100	0	0	6,500	28,700	0	127,300
A11	Health and dental insurance rate adjustments	57,100	0	0	4,500	17,900	0	79,500
	Subtotal Statewide Ongoing Adjustments - Adm. Services	*(32,000)*	*0*	*0*	*12,900*	*74,600*	*0*	*55,500*
	Ongoing Adjustments							
A12	O&M for new archives building	85,800	0	0	0	0	0	85,800
A13	O&M for new archives automated storage system	9,000	0	0	0	0	0	9,000
A14	Rent increase for archives record center	10,200	0	0	0	0	0	10,200
A15	Increase for one purchasing agent	75,000	0	0	0	0	0	75,000
A16	Enhance and upgrade statewide digital mapping standards (HB 36)	0	0	0	0	250,000	0	250,000
A17	Child Welfare Parental Defense (HB 268)	239,000	0	0	0	0	0	239,000
	Subtotal Ongoing Adjustments - Administrative Services	*419,000*	*0*	*0*	*0*	*250,000*	*0*	*669,000*
	One-time Adjustments							
A18	One-time employee bonus	75,300	0	0	5,100	21,100	0	101,500
	Subtotal One-time Adjustments - Administrative Services	*75,300*	*0*	*0*	*5,100*	*21,100*	*0*	*101,500*
	Total FY 2005 Administrative Services Adjustments	**462,300**	**0**	**0**	**18,000**	**345,700**	**0**	**826,000**
	Total FY 2005 Administrative Services Operating Budget	**$11,890,500**	**$0**	**$450,000**	**$2,377,100**	**$5,479,100**	**$1,003,400**	**$21,200,100**

ADMINISTRATIVE SERVICES - BUDGET DETAIL (Continued)

		General Fund	School Funds	Transportation Fund	Dedicated Credits	Restricted/ Trust Funds	Other Funds	Total Funds
	Supplemental Adjustments							
A19	Internal service fund adjustments	($176,600)	$0	$0	$0	$0	$0	($176,600)
A20	Increase to LeRay McAllister Critical Land Conservation Fund	300,000	0	0	0	0	(300,000)	0
A21	Increase to Administrative Rules for a temporary position	55,000	0	0	0	0	0	55,000
A22	Increase to upgrade Finance FINET system	3,000,000	0	0	0	0	0	3,000,000
A23	Increase to Finance Mandated for tuition tax credit study	150,000	0	0	0	0	0	150,000
A24	Increase to AGRC for additional services to users	0	0	0	148,000	0	474,000	622,000
	Subtotal Supplemental Adjustments - Administrative Services	*3,328,400*	*0*	*0*	*148,000*	*0*	*174,000*	*3,650,400*
	Total FY 2004 Administrative Services Budget Adjustments	**$3,328,400**	**$0**	**$0**	**$148,000**	**$0**	**$174,000**	**$3,650,400**
	Beginning Base Budget							
A25	FY 2004 appropriated budget	$23,384,700	$17,000,000	$0	$4,200,000	$0	$0	$44,584,700
A26	Adjustments for one-time FY 2004 appropriations	4,200,000	0	0	(4,200,000)	0	0	0
	Total Beginning Base Budget - Admin. Services Capital	**27,584,700**	**17,000,000**	**0**	**0**	**0**	**0**	**44,584,700**
	Ongoing Adjustments							
A27	Decrease ongoing capital development budget to zero	(607,800)	0	0	0	0	0	(607,800)
	Subtotal Ongoing Adjustments - Admin. Services Capital	*(607,800)*	*0*	*0*	*0*	*0*	*0*	*(607,800)*
	One-time Adjustments							
A28	Corrections - Oxbow Prison purchase	1,540,000	0	0	0	0	2,200,000	3,740,000
A29	DWS - Logan employment center	0	0	0	0	2,801,000	0	2,801,000
A30	DNR - Carbon County land	0	0	0	0	250,000	0	250,000
	Subtotal One-time Adjustments - Admin. Services Capital	*1,540,000*	*0*	*0*	*0*	*3,051,000*	*2,200,000*	*6,791,000*
	Total FY 2005 Admin. Services Capital Adjustments	**932,200**	**0**	**0**	**0**	**3,051,000**	**2,200,000**	**6,183,200**
	Total FY 2005 Administrative Services Capital Budget	**$28,516,900**	**$17,000,000**	**$0**	**$0**	**$3,051,000**	**$2,200,000**	**$50,767,900**
	Beginning Base Budget							
A31	FY 2004 appropriated budget	$2,166,000	$0	$0	$228,200	$0	$109,900	$2,504,100
A32	Adjustments for FY 2004 extra working day	(600)	0	0	0	0	0	(600)
A33	Adjustments to funding levels	0	0	0	100	0	31,500	31,600
	Total Beginning Base Budget - Capitol Preserv. Brd.	**2,165,400**	**0**	**0**	**228,300**	**0**	**141,400**	**2,535,100**

ADMINISTRATIVE SERVICES - BUDGET DETAIL (Continued)

		General Fund	School Funds	Transportation Fund	Dedicated Credits	Restricted/ Trust Funds	Other Funds	Total Funds
	Statewide Ongoing Adjustments							
A34	Cost-of-living adjustments of 1%	4,600	0	0	0	0	0	4,600
A35	Internal service fund adjustments	(1,500)	0	0	0	0	0	(1,500)
A36	Retirement rate adjustments	2,900	0	0	0	0	0	2,900
A37	Health and dental insurance rate adjustments	4,400	0	0	0	0	0	4,400
	Subtotal Statewide Ongoing Adjustments - Cap. Pres. Brd.	*10,400*	*0*	*0*	*0*	*0*	*0*	*10,400*
	One-time Adjustments							
A38	One-time employee bonus	1,500	0	0	0	0	0	1,500
	Subtotal One-time Adjustments - Capitol Preserv. Board	*1,500*	*0*	*0*	*0*	*0*	*0*	*1,500*
	Total FY 2005 Capitol Preservation Board Adjustments	**11,900**	**0**	**0**	**0**	**0**	**0**	**11,900**
	Total FY 2005 Capitol Preservation Board Operating Budget	**$2,177,300**	**$0**	**$0**	**$228,300**	**$0**	**$141,400**	**$2,547,000**
	ADMINISTRATIVE SERVICES TOTALS							
	FY 2005 Operating Base Budget	$13,593,600	$0	$450,000	$2,587,400	$5,133,400	$1,144,800	$22,909,200
	FY 2005 Operating Ongoing and One-time Adjustments	474,200	0	0	18,000	345,700	0	837,900
	FY 2005 Operating Appropriation	14,067,800	0	450,000	2,605,400	5,479,100	1,144,800	23,747,100
	FY 2004 Operating Adjustments	3,328,400	0	0	148,000	0	174,000	3,650,400
	FY 2005 Capital Base Budget	27,584,700	17,000,000	0	0	0	0	44,584,700
	FY 2005 Capital Ongoing and One-time Adjustments	932,200	0	0	0	3,051,000	2,200,000	6,183,200
	FY 2005 Capital Appropriation	28,516,900	17,000,000	0	0	3,051,000	2,200,000	50,767,900

COMMERCE AND REVENUE

Daniel Frei, Analyst

Where Will My Taxes and Fees Go for Commerce and Revenue?
(Figure Based on Total FY 2005 Funding)

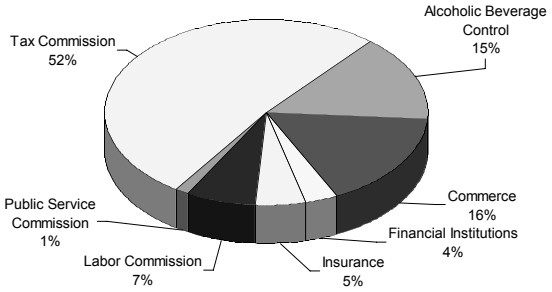

Figure excludes Workforce Services and enterprise funds

Highlighted Services

$66 million for the Tax Commission
- Collect $4.8 billion in revenue in FY 2005 from over 40 various tax types

$19 million for Alcoholic Beverage Control
- Regulate and operate the retail sales of $170 million in alcoholic beverages throughout Utah

$22 million for the Department of Commerce
- License 125,000 licensees in 89 classifications
- Provide technical staff and rate payer representation in the regulation of 151 utilities

$5 million for Financial Institutions
- Monitor 130 depository institutions with assets totaling $109 billion

$6 million for the Insurance Commission
- Regulate 1,440 licensed insurers with annual premiums exceeding $7.4 billion

$2 million for the Public Service Commission
- Regulate 151 utilities with gross intrastate revenues exceeding $2.4 billion

$276 million for Workforce Services
- Provide financial assistance to 184,000 low income and/or unemployed households

Average Monthly Caseloads Have Risen Sharply Since FY 2001

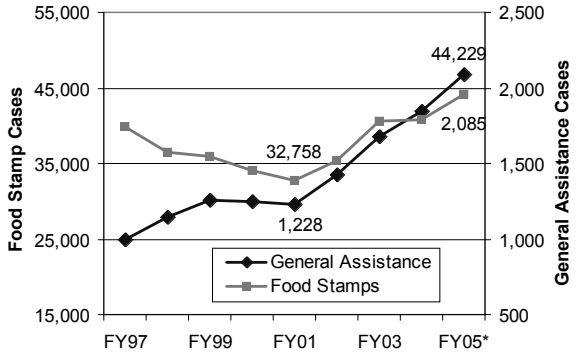

**Estimated*

General Session Highlights
(All Funding Sources)

Comprehensive Health Insurance Pool
- $10 million - Subsidy for uninsurable

Workforce Services
- $2.4 million - General Assistance caseload
- $1.4 million - Food Stamp caseload and match rate change

Where Will My Taxes Go For Workforce Services?
(Figure Based on Total FY 2005 Funding)

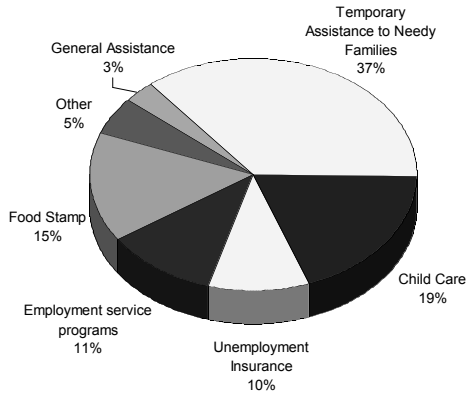

The Unemployment Insurance and Food Stamp programs do not include benefit payments.

Overview

Commerce and revenue consists of state agencies that encourage employment, provide temporary assistance, collect taxes, and maintain an appropriate balance between business development and regulation. These agencies include the Labor, Public Service, and Tax commissions and the departments of Alcoholic Beverage Control, Commerce, Financial Institutions, Insurance, and Workforce Services (DWS).

The total FY 2005 commerce and revenue appropriated budget is $461,785,350. The state funds total is $125,073,200, representing a 15.5 percent increase from the FY 2004 authorized amount. This increase includes $2,400,000 in one-time General Fund appropriated to DWS to fund caseload growth and $10,000,000 in one-time General Fund appropriated to Insurance to fund the HIPUtah high risk pool.

Budget Adjustments

For FY 2005 an ongoing total of $5,783,200, including $2,550,300 in state funds, was appropriated to provide commerce and revenue agencies with a 1.0 percent cost-of-living salary adjustment, health and dental insurance rate increases, market comparability adjustments, and retirement rate increases. Another $1,917,200, including $540,300 in state funds, was appropriated for a one-time employee bonus.

Alcoholic Beverage Control

For FY 2005 the Department of Alcoholic Beverage Control received $448,400 in ongoing restricted funds. The appropriation will be used for additional staff and bond payments related to store expansions and general package increases.

Commerce

Funding for the Department of Commerce was increased by $773,250 in ongoing restricted funds and $5,000 in ongoing dedicated credits for FY 2005. The appropriation will fund critical staffing needs in the Division of Real Estate and the Division of Occupational and Professional Licensing. The increase will also fund full-time equivalent positions required by bills passed in the 2004 legislative session.

Insurance

For FY 2005 the Insurance Commission received $10,000,000 in one-time General Fund to maintain the HIPUtah high risk pool and $55,000 in one-time General Fund for the maintenance of the COSMOS computer system.

Labor

The Labor Commission received $138,400 in ongoing General Fund beginning in FY 2005 to fund two critical positions that will improve customer services. The commission also received an ongoing restricted fund appropriation to restore $38,000 to the Workplace Safety Fund.

Tax Commission

For FY 2005 the Tax Commission received $374,600 in ongoing General Fund to maintain four auditors and four collectors. The commission also received $110,000 in ongoing General Fund for office space associated with the Davis County Division of Motor Vehicles.

Workforce Services

DWS received $454,800 in one-time and $945,200 in ongoing General Fund appropriated for food stamp caseload growth and match rate changes for FY 2005. The department also received $3,600,000 in one-time General Fund and $3,000,000 in one-time restricted fund to add the Medicaid and Food Stamp modules to the electronic Resource Eligibility Program (known as e-REP). In addition, DWS received $2,400,000 in ongoing General Fund for General Assistance caseload growth.

Future Budget Issues

Budget reductions of state match money for child care have required that approximately $5,000,000 of federal Temporary Assistance to Needy Families (TANF) funds be used to meet existing demand on the child care program. The TANF block grant reauthorization is being debated in Congress and has been funded on continuing resolutions through June 2004. There is no guarantee that the reauthorized TANF grant will be sufficient to continue funding child care. The child care grant is also being renewed in Congress. As a result, the state will need to track reauthorizations of both programs closely; and depending on the outcome of the reauthorizations, the state may need to increase the General Fund appropriation for child care next year or reduce services.

Legislative Intent Statements

Senate Bill 1

FY 2005, Item

64 The Tax Commission may carry forward unexpended year-end balances for costs directly related to the modernization of tax and motor vehicle systems and processes.

The Tax Commission will report to the Commerce and Revenue Appropriations Subcommittee interim meeting about the progress made towards incorporating recommendations from the Legislative Auditor's Report.

77, 82, 83
Funds appropriated for FY 2005 are nonlapsing and include appropriations to the following: 1) Workforce Services; 2) Commerce for Public Utilities Professional and Technical Services; and 3) Commerce for Committee of Consumer Services Professional and Technical Services.

77 Employment Service Administration will receive $2,160,000 from the Unemployment Compensation Trust Fund.

DWS is encouraged to expand the trial implementation of longer office hours and to implement longer office hours when department management finds it advisable.

79 Fees collected by the Labor Commission for sponsoring and holding seminars are nonlapsing.

86 HIPUtah will be provided sufficient funding so enrollment will not be capped. If the amount appropriated is not sufficient, HIPUtah should request a supplemental appropriation that will be given a high priority in the next legislative session.

House Bill 1

FY 2004, Item

29 The Tax Commission may carry forward unexpended funds related to implementing Streamlined Sales Tax legislation.

31 The Department of Commerce may provide capital from existing funds to the Division of Fleet Operations to purchase a new vehicle.

32, 33
Funds appropriated for FY 2004 are nonlapsing and include appropriations to the following: 1) Commerce for Real Estate Education and 2) Commerce for Committee of Consumer Services Professional and Technical Services.

34	Financial Institutions may use $30,000 for computer equipment and software.	
35	The Insurance Department may use $122,000 for capital equipment and improvements, computer equipment and software, and employee training and incentives.	The Insurance Department may provide capital from existing funds to the Division of Fleet Operations to purchase a new vehicle.

Table 13
COMMERCE AND REVENUE
Operations Budget by Funding Source
Three-Year Comparison

	General Fund/ School Funds	Transporta-tion Fund	Federal Funds	Dedicated Credits	Restricted/ Trust Funds	Other	Total	Est. Posi-tions
Alcoholic Beverage Control								
Actual FY 2003	$0	$0	$0	$0	$16,696,600	($20,500)	$16,676,100	--
Authorized FY 2004	0	0	0	0	18,494,600	21,300	18,515,900	309.5
Appropriated FY 2005	0	0	0	0	19,389,200	0	19,389,200	312.5
Commerce								
Actual FY 2003	0	0	211,800	803,200	17,409,400	(1,502,300)	16,922,100	--
Authorized FY 2004	0	0	204,400	1,467,800	18,116,100	817,000	20,605,300	253.0
Appropriated FY 2005	0	0	217,600	1,542,000	19,336,900	550,200	21,646,700	261.0
Financial Institutions								
Actual FY 2003	0	0	0	0	4,181,600	(213,400)	3,968,200	--
Authorized FY 2004	0	0	0	0	4,476,000	0	4,476,000	50.0
Appropriated FY 2005	0	0	0	0	4,674,300	0	4,674,300	50.0
Insurance								
Actual FY 2003	4,051,100	0	0	1,435,500	22,100	150,300	5,659,000	--
Authorized FY 2004	4,190,500	0	0	1,814,500	22,100	(15,800)	6,011,300	82.0
Appropriated FY 2005	4,403,200	0	0	1,848,600	22,100	(2,200)	6,271,700	82.0
Insurance - Comprehensive Health Insurance Pool								
Actual FY 2003	2,916,200	0	0	0	9,565,100	4,838,000	17,319,300	--
Authorized FY 2004	6,916,200	0	0	0	13,456,300	4,525,800	24,898,300	0.0
Appropriated FY 2005	16,203,900	0	0	17,725,500	0	9,999,000	43,928,400	0.0
Labor Commission								
Actual FY 2003	4,348,400	0	2,445,700	0	1,798,100	(376,900)	8,215,300	--
Authorized FY 2004	4,437,900	0	2,471,200	0	1,789,000	38,000	8,736,100	115.0
Appropriated FY 2005	4,687,500	0	2,381,500	0	1,845,600	25,000	8,939,600	117.0
Public Service Commission								
Actual FY 2003	1,427,400	0	0	60,500	0	(19,500)	1,468,400	--
Authorized FY 2004	1,520,300	0	0	121,200	0	176,000	1,817,500	17.0
Appropriated FY 2005	0	0	0	121,200	1,561,700	0	1,682,900	17.0
Public Service Commission - Speech and Hearing Impaired Fund								
Actual FY 2003	0	0	0	1,344,700	0	22,100	1,366,800	--
Authorized FY 2004	0	0	0	1,248,900	0	224,100	1,473,000	0.0
Appropriated FY 2005	0	0	0	1,246,500	0	416,400	1,662,900	0.0
Public Service Commission - Universal Telecommunications Service Support Fund								
Actual FY 2003	0	0	0	0	4,476,700	4,107,900	8,584,600	--
Authorized FY 2004	0	0	0	0	8,517,500	361,300	8,878,800	0.0
Appropriated FY 2005	0	0	0	0	9,048,900	(170,100)	8,878,800	0.0

Continued on next page

Table 13 (Continued)
COMMERCE AND REVENUE
Operations Budget by Funding Source
Three-Year Comparison

	General Fund/ School Funds	Transporta-tion Fund	Federal Funds	Dedicated Credits	Restricted/ Trust Funds	Other	Total	Est. Posi-tions
Continued from previous page								
Tax Commission								
Actual FY 2003	35,176,600	5,857,400	514,500	7,851,100	6,653,900	(826,700)	55,226,800	--
Authorized FY 2004	35,862,000	5,857,400	455,600	10,862,400	7,624,800	732,300	61,394,500	847.5
Appropriated FY 2005	38,402,300	5,857,400	455,600	11,875,100	10,399,500	2,007,900	68,997,800	859.5
Workforce Services								
Actual FY 2003	52,136,800	0	216,072,400	3,064,400	2,368,700	3,011,700	276,654,000	--
Authorized FY 2004	55,332,000	0	222,052,700	2,888,000	2,322,500	2,965,900	285,561,100	1,963.0
Appropriated FY 2005	61,376,300	0	203,666,200	2,746,800	5,160,000	2,763,800	275,713,100	1,945.0
TOTAL OPERATIONS BUDGET								
Actual FY 2003	$100,056,500	$5,857,400	$219,244,400	$14,559,400	$63,172,200	$9,170,700	$412,060,600	--
Authorized FY 2004	108,258,900	5,857,400	225,183,900	18,402,800	74,818,900	9,845,900	442,367,800	3,637.0
Appropriated FY 2005	125,073,200	5,857,400	206,720,900	37,105,700	71,438,200	15,590,000	461,785,400	3,644.0

COMMERCE AND REVENUE - BUDGET DETAIL

		General and School Funds	Transportation Fund	Federal Funds	Dedicated Credits	Restricted/ Trust Funds	Other Funds	Total Funds
	Beginning Base Budget							
B1	FY 2004 appropriated budget	$0	$0	$0	$0	$18,494,600	$0	$18,494,600
B2	Adjustments for FY 2004 extra working day	0	0	0	0	(29,400)	0	(29,400)
	Total Beginning Base Budget - Alcoholic Beverage Control	**0**	**0**	**0**	**0**	**18,465,200**	**0**	**18,465,200**
	Statewide Ongoing Adjustments							
B3	Cost-of-living adjustments of 1%	0	0	0	0	100,900	0	100,900
B4	Internal service fund adjustments	0	0	0	0	9,300	0	9,300
B5	Market comparability adjustments	0	0	0	0	9,700	0	9,700
B6	Retirement rate adjustments	0	0	0	0	101,200	0	101,200
B7	Health and dental insurance rate adjustments	0	0	0	0	93,100	0	93,100
	Subtotal Statewide Ongoing Adj. - Alcoholic Beverage Control	*0*	*0*	*0*	*0*	*314,200*	*0*	*314,200*
	Ongoing Adjustments							
B8	Bond payments - Tooele store and warehouse expansion	0	0	0	0	341,800	0	341,800
B9	Tooele staff - 3 FTEs	0	0	0	0	75,000	0	75,000
B10	Package agency volume increase	0	0	0	0	31,600	0	31,600
	Subtotal Ongoing Adjustments - Alcoholic Beverage Control	*0*	*0*	*0*	*0*	*448,400*	*0*	*448,400*
	One-time Adjustments							
B11	One-time employee bonus	0	0	0	0	161,400	0	161,400
	Subtotal One-time Adjustments - Alcoholic Beverage Control	*0*	*0*	*0*	*0*	*161,400*	*0*	*161,400*
	Total FY 2005 Alcoholic Beverage Control Adjustments	**0**	**0**	**0**	**0**	**924,000**	**0**	**924,000**
	Total FY 2005 Alcoholic Beverage Control Operating Budget	**$0**	**$0**	**$0**	**$0**	**$19,389,200**	**$0**	**$19,389,200**
	Beginning Base Budget							
B12	FY 2004 appropriated budget	$0	$0	$204,400	$1,469,000	$18,152,300	$75,200	$19,900,900
B13	Adjustments for one-time FY 2004 appropriations	0	0	0	0	(99,000)	0	(99,000)
B14	Adjustments for FY 2004 extra working day	0	0	0	0	(42,800)	0	(42,800)
B15	Adjustments to funding levels	0	0	13,200	68,000	0	475,000	556,200
	Total Beginning Base Budget - Commerce	**0**	**0**	**217,600**	**1,537,000**	**18,010,500**	**550,200**	**20,315,300**
	Statewide Ongoing Adjustments							
B16	Cost-of-living adjustments of 1%	0	0	0	0	182,000	0	182,000
B17	Internal service fund adjustments	0	0	0	0	(50,200)	0	(50,200)
B18	Market comparability adjustments	0	0	0	0	35,300	0	35,300
B19	Retirement rate adjustments	0	0	0	0	132,200	0	132,200
B20	Health and dental insurance rate adjustments	0	0	0	0	104,600	0	104,600
	Subtotal Statewide Ongoing Adjustments - Commerce	*0*	*0*	*0*	*0*	*403,900*	*0*	*403,900*

COMMERCE AND REVENUE - BUDGET DETAIL (Continued)

		General and School Funds	Transportation Fund	Federal Funds	Dedicated Credits	Restricted/ Trust Funds	Other Funds	Total Funds
	Ongoing Adjustments							
B21	DOPL Manager - Investigator	0	0	0	0	78,600	0	78,600
B22	Real Estate License Technician	0	0	0	0	45,900	0	45,900
B23	Real Estate current expense	0	0	0	0	25,000	0	25,000
B24	Real Estate Board Secretary	0	0	0	0	49,300	0	49,300
B25	Child Protection Registry (HB 165; HB 3, Item 24)	0	0	0	0	78,800	0	78,800
B26	Electronic Filing of Pre Lien Documents (HB 136; HB 3, Item 25)	0	0	0	0	338,100	0	338,100
B27	Licensing of Plumbing and Elect. Trades (HB 209; HB 3, Item 26)	0	0	0	0	1,900	0	1,900
B28	Amendments to Prescription Drugs (SB 114; HB 3, Item 27)	0	0	0	5,000	27,200	0	32,200
B29	Geriatric Care Managers (HB 70; HB 3, Item 28)	0	0	0	0	26,500	0	26,500
B30	Mortgage Broker Amendments (SB 178; HB 3, Item 29)	0	0	0	0	40,700	0	40,700
B31	Mortgage Act Amendments (HB 160)	0	0	0	0	61,300	0	61,300
	Subtotal Ongoing Adjustments - Commerce	*0*	*0*	*0*	*5,000*	*773,300*	*0*	*778,300*
	One-time Adjustments							
B32	DOPL Manager - Investigator (vehicle)	0	0	0	0	19,000	0	19,000
B33	One-time employee bonus	0	0	0	0	130,200	0	130,200
	Subtotal One-time Adjustments - Commerce	*0*	*0*	*0*	*0*	*149,200*	*0*	*149,200*
	Total FY 2005 Commerce Adjustments	**0**	**0**	**0**	**5,000**	**1,326,400**	**0**	**1,331,400**
	Total FY 2005 Commerce Operating Budget	**$0**	**$0**	**$217,600**	**$1,542,000**	**$19,336,900**	**$550,200**	**$21,646,700**
	Supplemental Adjustments							
B34	Internal service fund adjustments	$0	$0	$0	($1,200)	($36,200)	$0	($37,400)
	Subtotal Supplemental Adjustments - Commerce	*0*	*0*	*0*	*(1,200)*	*(36,200)*	*0*	*(37,400)*
	Total FY 2004 Commerce Budget Adjustments	**$0**	**$0**	**$0**	**($1,200)**	**($36,200)**	**$0**	**($37,400)**
	Beginning Base Budget							
B35	FY 2004 appropriated budget	$0	$0	$0	$0	$4,476,000	$0	$4,476,000
B36	Adjustments for FY 2004 extra working day	0	0	0	0	(12,100)	0	(12,100)
	Total Beginning Base Budget - Financial Institutions	**0**	**0**	**0**	**0**	**4,463,900**	**0**	**4,463,900**

COMMERCE AND REVENUE - BUDGET DETAIL (Continued)

		General and School Funds	Transportation Fund	Federal Funds	Dedicated Credits	Restricted/ Trust Funds	Other Funds	Total Funds
	Statewide Ongoing Adjustments							
B37	Cost-of-living adjustments of 1%	0	0	0	0	116,800	0	116,800
B38	Internal service fund adjustments	0	0	0	0	1,300	0	1,300
B39	Retirement rate adjustments	0	0	0	0	43,900	0	43,900
B40	Health and dental insurance rate adjustments	0	0	0	0	22,600	0	22,600
	Subtotal Statewide Ongoing Adjustments - Financial Inst.	*0*	*0*	*0*	*0*	*184,600*	*0*	*184,600*
	One-time Adjustments							
B41	One-time employee bonus	0	0	0	0	25,800	0	25,800
	Subtotal One-time Adjustments - Financial Institutions	*0*	*0*	*0*	*0*	*25,800*	*0*	*25,800*
	Total FY 2005 Financial Institutions Adjustments	**0**	**0**	**0**	**0**	**210,400**	**0**	**210,400**
	Total FY 2005 Financial Institutions Operating Budget	**$0**	**$0**	**$0**	**$0**	**$4,674,300**	**$0**	**$4,674,300**
	Beginning Base Budget							
B42	FY 2004 appropriated budget	$4,190,500	$0	$0	$1,665,900	$22,100	($79,000)	$5,799,500
B43	Adjustments for FY 2004 extra working day	(12,600)	0	0	(1,900)	0	0	(14,500)
B44	Adjustments to funding levels	0	0	0	155,600	0	76,800	232,400
	Total Beginning Base Budget - Insurance	**4,177,900**	**0**	**0**	**1,819,600**	**22,100**	**(2,200)**	**6,017,400**
	Statewide Ongoing Adjustments							
B45	Cost-of-living adjustments of 1%	34,400	0	0	6,200	0	0	40,600
B46	Internal service fund adjustments	9,800	0	0	3,600	0	0	13,400
B47	Market comparability adjustments	14,700	0	0	0	0	0	14,700
B48	Retirement rate adjustments	43,900	0	0	8,100	0	0	52,000
B49	Health and dental insurance rate adjustments	30,900	0	0	5,400	0	0	36,300
	Subtotal Statewide Ongoing Adjustments - Insurance	*133,700*	*0*	*0*	*23,300*	*0*	*0*	*157,000*
	One-time Adjustments							
B50	Annual software upgrade and maintenance agreement	55,000	0	0	0	0	0	55,000
B51	One-time employee bonus	36,600	0	0	5,700	0	0	42,300
	Subtotal One-time Adjustments - Insurance	*91,600*	*0*	*0*	*5,700*	*0*	*0*	*97,300*
	Total FY 2005 Insurance Adjustments	**225,300**	**0**	**0**	**29,000**	**0**	**0**	**254,300**
	Total FY 2005 Insurance Operating Budget	**$4,403,200**	**$0**	**$0**	**$1,848,600**	**$22,100**	**($2,200)**	**$6,271,700**

COMMERCE AND REVENUE - BUDGET DETAIL (Continued)

		General and School Funds	Transportation Fund	Federal Funds	Dedicated Credits	Restricted/ Trust Funds	Other Funds	Total Funds
	Beginning Base Budget							
B52	FY 2004 appropriated budget	$4,437,900	$0	$2,471,200	$0	$1,789,000	$38,000	$8,736,100
B53	Adjustments for FY 2004 extra working day	(12,700)	0	(6,600)	0	(4,300)	0	(23,600)
B54	Adjustments to funding levels	0	0	(155,100)	0	(81,800)	(13,000)	(249,900)
	Total Beginning Base Budget - Labor Commission	**4,425,200**	**0**	**2,309,500**	**0**	**1,702,900**	**25,000**	**8,462,600**
	Statewide Ongoing Adjustments							
B55	Cost-of-living adjustments of 1%	59,400	0	17,200	0	12,600	0	89,200
B56	Internal service fund adjustments	7,300	0	(600)	0	(1,400)	0	5,300
B57	Market comparability adjustments	0	0	100	0	5,600	0	5,700
B58	Retirement rate adjustments	44,100	0	22,500	0	14,000	0	80,600
B59	Health and dental insurance rate adjustments	26,300	0	14,900	0	8,500	0	49,700
	Subtotal Statewide Ongoing Adjustments - Labor Commission	*137,100*	*0*	*54,100*	*0*	*39,300*	*0*	*230,500*
	Ongoing Adjustments							
B60	Administrative Secretary - Industrial Accidents	0	0	0	0	54,400	0	54,400
B61	Adjudicator- Utah Labor Adjudication Division	95,000	0	0	0	0	0	95,000
B62	Workplace Safety funds	0	0	0	0	38,000	0	38,000
	Subtotal Ongoing Adjustments - Labor Commission	*95,000*	*0*	*0*	*0*	*92,400*	*0*	*187,400*
	One-time Adjustments							
B63	One-time employee bonus	30,200	0	17,900	0	11,000	0	59,100
	Subtotal One-time Adjustments - Labor Commission	*30,200*	*0*	*17,900*	*0*	*11,000*	*0*	*59,100*
	Total FY 2005 Labor Commission Adjustments	**262,300**	**0**	**72,000**	**0**	**142,700**	**0**	**477,000**
	Total FY 2005 Labor Commission Operating Budget	**$4,687,500**	**$0**	**$2,381,500**	**$0**	**$1,845,600**	**$25,000**	**$8,939,600**
	Beginning Base Budget							
B64	FY 2004 appropriated budget	$1,520,300	$0	$0	$181,600	$0	$63,500	$1,765,400
B65	Adjustments for FY 2004 extra working day	(4,400)	0	0	0	0	0	(4,400)
B66	Change funding category	(1,515,900)	0	0	0	1,515,900	0	0
B67	Adjustments to funding levels	0	0	0	(60,400)	0	(63,500)	(123,900)
	Total Beginning Base Budget - Public Service Commission	**0**	**0**	**0**	**121,200**	**1,515,900**	**0**	**1,637,100**

COMMERCE AND REVENUE - BUDGET DETAIL (Continued)

		General and School Funds	Transportation Fund	Federal Funds	Dedicated Credits	Restricted/ Trust Funds	Other Funds	Total Funds
	Statewide Ongoing Adjustments							
B68	Cost-of-living adjustments of 1%	0	0	0	0	12,600	0	12,600
B69	Internal service fund adjustments	0	0	0	0	2,300	0	2,300
B70	Retirement rate adjustments	0	0	0	0	15,100	0	15,100
B71	Health and dental insurance rate adjustments	0	0	0	0	7,000	0	7,000
	Subtotal Statewide Ongoing Adjustments - PSC	*0*	*0*	*0*	*0*	*37,000*	*0*	*37,000*
	One-time Adjustments							
B72	One-time employee bonus	0	0	0	0	8,800	0	8,800
	Subtotal One-time Adjustments - Public Service Commission	*0*	*0*	*0*	*0*	*8,800*	*0*	*8,800*
	Total FY 2005 Public Service Commission Adjustments	**0**	**0**	**0**	**0**	**45,800**	**0**	**45,800**
	Total FY 2005 Public Service Commission Operating Budget	**$0**	**$0**	**$0**	**$121,200**	**$1,561,700**	**$0**	**$1,682,900**
	Beginning Base Budget							
B73	FY 2004 appropriated budget	$35,885,100	$5,857,400	$476,600	$7,707,900	$7,630,700	$1,883,300	$59,441,000
B74	Adjustments for one-time FY 2004 appropriations	968,600	0	0	0	(659,200)	(1,000,000)	(690,600)
B75	Adjustments for FY 2004 extra working day	(103,300)	0	0	(14,500)	(16,700)	0	(134,500)
B76	Adjustments to funding levels	0	0	(21,000)	4,169,600	0	1,124,600	5,273,200
B77	2003 Second Special Session adjustments	(600,000)	0	0	0	3,133,700	0	2,533,700
	Total Beginning Base Budget - Tax Commission	**36,150,400**	**5,857,400**	**455,600**	**11,863,000**	**10,088,500**	**2,007,900**	**66,422,800**
	Statewide Ongoing Adjustments							
B78	Cost-of-living adjustments of 1%	308,600	0	0	0	54,800	0	363,400
B79	Internal service fund adjustments	27,700	0	0	0	(1,100)	0	26,600
B80	Market comparability adjustments	353,900	0	0	0	72,700	0	426,600
B81	Retirement rate adjustments	405,500	0	0	12,100	72,100	0	489,700
B82	Health and dental insurance rate adjustments	292,300	0	0	0	49,200	0	341,500
	Subtotal Statewide Ongoing Adjustments - Tax Commission	*1,388,000*	*0*	*0*	*12,100*	*247,700*	*0*	*1,647,800*
	Ongoing Adjustments							
B83	Auditors - 4 FTEs	220,700	0	0	0	0	0	220,700
B84	Collection agents - 4 FTEs	153,900	0	0	0	0	0	153,900
B85	Davis County office space for Division of Motor Vehicles	110,000	0	0	0	0	0	110,000
	Subtotal Ongoing Adjustments - Tax Commission	*484,600*	*0*	*0*	*0*	*0*	*0*	*484,600*

COMMERCE AND REVENUE - BUDGET DETAIL (Continued)

		General and School Funds	Transportation Fund	Federal Funds	Dedicated Credits	Restricted/ Trust Funds	Other Funds	Total Funds
	One-time Adjustments							
B86	One-time employee bonus	379,300	0	0	0	63,300	0	442,600
	Subtotal One-time Adjustments - Tax Commission	*379,300*	*0*	*0*	*0*	*63,300*	*0*	*442,600*
	Total FY 2005 Tax Commission Adjustments	**2,251,900**	**0**	**0**	**12,100**	**311,000**	**0**	**2,575,000**
	Total FY 2005 Tax Commission Operating Budget	**$38,402,300**	**$5,857,400**	**$455,600**	**$11,875,100**	**$10,399,500**	**$2,007,900**	**$68,997,800**
	Supplemental Adjustments							
B87	Internal service fund adjustments	($23,100)	$0	$0	($600)	($5,900)	$0	($29,600)
	Subtotal Supplemental Adjustments - Tax Commission	*(23,100)*	*0*	*0*	*(600)*	*(5,900)*	*0*	*(29,600)*
	Total FY 2004 Tax Commission Budget Adjustments	**($23,100)**	**$0**	**$0**	**($600)**	**($5,900)**	**$0**	**($29,600)**
	Beginning Base Budget							
B88	FY 2004 appropriated budget	$55,360,800	$0	$205,387,200	$3,830,200	$2,160,000	$3,506,500	$270,244,700
B89	Adjustments for one-time FY 2004 appropriations	(2,402,100)	0	0	0	0	0	(2,402,100)
B90	Adjustments for FY 2004 extra working day	(100,000)	0	0	0	0	0	(100,000)
B91	Adjustments to funding levels	0	0	(4,525,200)	(1,083,400)	0	(742,700)	(6,351,300)
	Total Beginning Base Budget - Workforce Services	**52,858,700**	**0**	**200,862,000**	**2,746,800**	**2,160,000**	**2,763,800**	**261,391,300**
	Statewide Ongoing Adjustments							
B92	Cost-of-living adjustments of 1%	289,400	0	583,700	0	0	0	873,100
B93	Internal service fund adjustments	17,900	0	(28,500)	0	0	0	(10,600)
B94	Market comparability adjustments	13,900	0	53,200	0	0	0	67,100
B95	Retirement rate adjustments	349,200	0	690,800	0	0	0	1,040,000
B96	Health and dental insurance rate adjustments	283,800	0	552,200	0	0	0	836,000
	Subtotal Statewide Ongoing Adjustments - Workforce Services	*954,200*	*0*	*1,851,400*	*0*	*0*	*0*	*2,805,600*
	Ongoing Adjustments							
B97	Food Stamp match rate change	454,800	0	0	0	0	0	454,800
	Subtotal Ongoing Adjustments Workforce Services	*454,800*	*0*	*0*	*0*	*0*	*0*	*454,800*

COMMERCE AND REVENUE - BUDGET DETAIL (Continued)

		General and School Funds	Transportation Fund	Federal Funds	Dedicated Credits	Restricted/ Trust Funds	Other Funds	Total Funds
	One-time Adjustments							
B98	General Assistance caseload growth	2,424,300	0	0	0	0	0	2,424,300
B99	e-REP development project	3,644,900	0	0	0	3,000,000	0	6,644,900
B100	Food Stamp caseload increase	945,200	0	0	0	0	0	945,200
B101	One-time employee bonus	94,200	0	952,800	0	0	0	1,047,000
	Subtotal One-time Adjustments - Workforce Services	*7,108,600*	*0*	*952,800*	*0*	*3,000,000*	*0*	*11,061,400*
	Total FY 2005 Workforce Services Adjustments	**8,517,600**	**0**	**2,804,200**	**0**	**3,000,000**	**0**	**14,321,800**
	Total FY 2005 Workforce Services Operating Budget	**$61,376,300**	**$0**	**$203,666,200**	**$2,746,800**	**$5,160,000**	**$2,763,800**	**$275,713,100**
	Supplemental Adjustments							
B102	Internal service fund adjustments	($28,800)	$0	($102,600)	($200)	$0	($3,100)	($134,700)
	Subtotal Supplemental Adjustments - Workforce Services	*(28,800)*	*0*	*(102,600)*	*(200)*	*0*	*(3,100)*	*(134,700)*
	Total FY 2004 Workforce Services Budget Adjustments	**($28,800)**	**$0**	**($102,600)**	**($200)**	**$0**	**($3,100)**	**($134,700)**
	Beginning Base Budget							
B103	FY 2004 appropriated budget	$6,916,200	$0	$0	$0	$0	$0	$6,916,200
B104	Adjustments for one-time FY 2004 appropriations	(712,300)	0	0	0	0	0	(712,300)
B105	Adjustments to funding levels	0	0	0	17,725,500	0	9,999,000	27,724,500
	Total Beginning Base Budget - Comp. Health Ins. Pool	**6,203,900**	**0**	**0**	**17,725,500**	**0**	**9,999,000**	**33,928,400**
	One-time Adjustments							
B106	General Fund subsidy	10,000,000	0	0	0	0	0	10,000,000
	Subtotal One-time Adjustments - Comp. Health Ins. Pool	*10,000,000*	*0*	*0*	*0*	*0*	*0*	*10,000,000*
	Total FY 2005 Comp. Health Ins. Pool Adjustments	**10,000,000**	**0**	**0**	**0**	**0**	**0**	**10,000,000**
	Total FY 2005 Comp. Health Insurance Pool Operating Budget	**$16,203,900**	**$0**	**$0**	**$17,725,500**	**$0**	**$9,999,000**	**$43,928,400**
	Beginning Base Budget							
B107	FY 2004 appropriated budget	$0	$0	$0	$1,362,300	$0	$270,400	$1,632,700
B108	Adjustments to funding levels	0	0	0	(115,800)	0	146,000	30,200
	Total Beginning Base Budget - Speech/Hearing Impaired	**0**	**0**	**0**	**1,246,500**	**0**	**416,400**	**1,662,900**
	Total FY 2005 Speech and Hearing Impaired Operating Budget	**$0**	**$0**	**$0**	**$1,246,500**	**$0**	**$416,400**	**$1,662,900**

COMMERCE AND REVENUE - BUDGET DETAIL (Continued)

	General and School Funds	Transportation Fund	Federal Funds	Dedicated Credits	Restricted/ Trust Funds	Other Funds	Total Funds
Beginning Base Budget							
B109 FY 2004 appropriated budget	$0	$0	$0	$0	$6,459,300	$341,700	$6,801,000
B110 Adjustments to funding levels	0	0	0	0	2,589,600	(511,800)	2,077,800
Total Beginning Base Budget - Universal Telecom.	**0**	**0**	**0**	**0**	**9,048,900**	**(170,100)**	**8,878,800**
Total FY 2005 Universal Telecommunications Operating Budget	**$0**	**$0**	**$0**	**$0**	**$9,048,900**	**($170,100)**	**$8,878,800**

COMMERCE AND REVENUE TOTALS

FY 2005 Operating Beginning Base Budget	$103,816,100	$5,857,400	$203,844,700	$37,059,600	$65,477,900	$15,590,000	$431,645,700
FY 2005 Operating Ongoing and One-time Adjustments	21,257,100	0	2,876,200	46,100	5,960,300	0	30,139,700
FY 2005 Operating Appropriation	125,073,200	5,857,400	206,720,900	37,105,700	71,438,200	15,590,000	461,785,400
FY 2004 Operating Adjustments	(51,900)	0	(102,600)	(2,000)	(42,100)	(3,100)	(201,700)

CORRECTIONS (ADULT AND JUVENILE)

Dave Walsh, Analyst

Where Will My Taxes Go for Corrections?
(Figure Based on Total FY 2005 Funding)

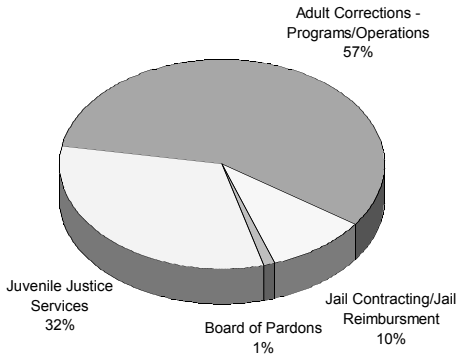

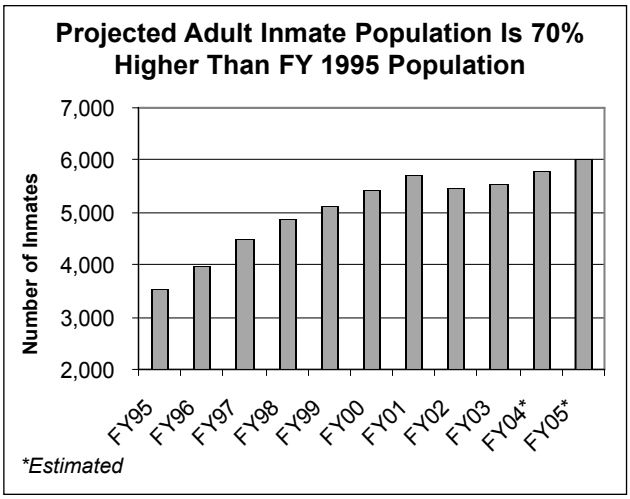

Highlighted Services

$162 million for Adult Corrections - Programs and Operations
- Incarcerate 6,000 inmates
- Supervise 15,000 offenders under probation or parole

$18 million for Jail Contracting
- House 1,168 inmates in county jails

$9 million for Jail Reimbursement
- Fund a daily average of 828 beds in county jails as a condition of probation

$92 million for Juvenile Justice Services
- Provide services for approximately 1,800 juveniles per day, including 232 juvenile offenders in secure facilities
- Genesis work crews perform 87,500 hours of work, which represents a return of over $450,000 in services to the community

$3 million for the Board of Pardons and Parole
- Five member board conducts 11,600 hearings annually

General Session Highlights
(All Funding Sources)

- $2.2 million - Central Utah Correctional Facility (192 bed O&M)
- $0.6 million - Growth in jail reimbursement
- $1.2 million - Operational costs for the Canyonlands youth facility in Blanding and the Dixie Area Detention facility in St. George

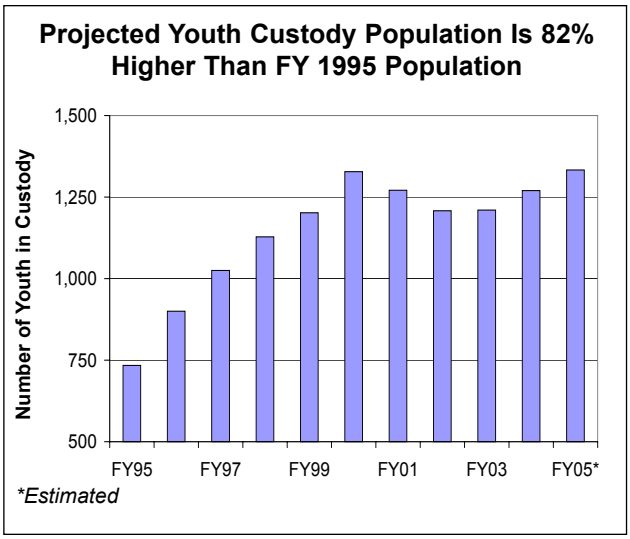

Overview

Corrections consists of state agencies that protect the public, provide rehabilitation programs for young offenders, and provide adult offenders with skills training to enhance their prospects for success after release. These agencies include the Department of Corrections, the Board of Pardons and Parole, the Youth Parole Authority, and the Division of Juvenile Justice Services, which is a division of the Department of Human Services but is included here for purposes of the appropriations summary.

The total FY 2004 budget for corrections is $278,348,900. Appropriated state funds total $245,780,600, a 1.4 percent increase from the FY 2003 actual amount.

For FY 2005 the total appropriation is $283,485,300. The General Fund appropriation of $256,673,900 represents a 4.4 percent increase from the FY 2004 authorized amount.

Budget Adjustments

For FY 2005 a total of $5,990,800, including $5,851,700 in General Fund, was appropriated to provide corrections with a 1.0 percent cost-of-living salary adjustment, health and dental insurance rate increases, market comparability adjustments, and retirement rate increases. Another $1,642,700 in total funds, including $1,596,500 in General Fund, was appropriated for a one-time employee bonus.

Adult Corrections

For FY 2005 the legislature combined the administration, adult probation and parole, institutional operations, and medical services operational budgets items into one line item to allow for greater flexibility in dealing with budgetary constraints. The legislature approved $2,199,700 in ongoing General Fund to the Department of Corrections to pay for the annual operating costs of a 192-bed pod at the Central Utah Correctional Facility at Gunnison. An ongoing General Fund appropriation of $565,100 was approved to cover increased costs associated with growth in jail reimbursement.

The legislature enacted two bills with fiscal notes that allocate monies to the Department of Corrections. Senate Bill 16, *Identity Fraud* (Walker), provides $35,700 in ongoing General Fund to pay for increased prison and probation costs related to identity theft. Senate Bill 137, *Interstate Compact for Adult Offender Supervision - Application Fees* (Hale), provides $29,000 in ongoing dedicated credits to fund the costs of supervising adult offenders from other states in Utah. These dedicated credits are generated through fees assessed against the offender for the cost of this supervision.

Juvenile Justice Services

For FY 2005 the Division of Juvenile Justice Services received funding to staff and operate two new youth facilities in Blanding and St. George. Ongoing General Fund of $1,157,000 was appropriated for these two facilities. This funding level is not sufficient to operate all beds in these facilities. Eight observation and assessment beds in the Blanding facility and 28 detention beds in St. George will not be operating because of insufficient funding. The legislature also approved an ongoing General Fund appropriation of $155,000 which allows the division to provide a 1.0 percent cost-of-living adjustment to private providers who offer services for juvenile offenders.

Internal Service Funds

The Department of Corrections includes a data processing (DP) internal service fund (ISF) that provides DP services to the department on a cost-reimbursement basis. An ISF is set up to account for the cost of certain governmental services and to

	Actual FY 2003	Estimated/Authorized FY 2004	Approved FY 2005
Corrections - Data Processing			
Revenue Estimate	$1,743,000	$1,625,600	$1,700,700
Capital Acquisition Limit	$150,800	$429,500	$315,500
FTE	4.6	4.5	7.0

avoid duplication of effort among agencies, thus providing savings statewide. ISF agencies must receive legislative approval for all capital acquisitions and full-time equivalent positions (FTEs). State agency budgets include funding for ISF services.

The accompanying table shows the amount the corrections ISF is expected to collect from user agencies, the maximum dollar amount of capital assets that may be acquired by ISF agencies, and the authorized number of FTEs in each ISF.

Future Budget Issues

Additional funding will be necessary to handle growth in offenders under the jurisdiction of the Department of Corrections. The legislature approved the purchase and renovation of the Salt Lake County 550 bed Oxbow jail as a women's prison. If this purchase is finalized between the State of Utah and Salt Lake County, it is anticipated that an additional $7,500,000 will be needed in FY 2006 to adequately fund the operations of the facility.

Increased funding will also be necessary to comply with the statutory requirement to fund jail reimbursement at 70 percent of the negotiated cost of housing felons in the county jail as a condition of probation.

It is anticipated that the $750,000 appropriation from the Crime Victim Reparations Trust Fund for operating the prison diagnostic unit will be switched back to ongoing General Fund. Finally, the Division of Juvenile Justice Services will need increased funding to open beds that have been constructed but not yet funded.

Legislative Intent Statements

Senate Bill 1

FY 2005, Item

23 The Department of Corrections shall pursue the following performance goals in FY 2005: housing utilization - 95 percent of maximum capacity; parolee rate of return - 25 percent of new prison admission of parolees; and probationer rate of return - 3.5 percent of new prison admission of probationers.

The line items of Programs and Operations, Medical Services, and Utah Correctional Industries should be consolidated for FY 2005. The line items of Jail Contracting, Jail Reimbursement, and DP ISF will remain separate line items.

Funds for the Department of Corrections - Programs and Operations are nonlapsing.

25 Funds for the Department of Corrections - Jail Contracting are nonlapsing.

26 Funds for the Department of Corrections - Jail Reimbursement are nonlapsing.

The Department of Corrections shall adjust its rule on jail reimbursement so that it more closely conforms with Section 64-13c, UCA. The department shall reimburse core inmate incarceration costs from the jail reimbursement line item at the rate of 70 percent. The department shall reimburse costs related to transportation and/or medical care of probationers sentenced to county jail from the jail reimbursement line item as remaining funding allows up to the rate of 70 percent.

28 Funds for the Board of Pardons and Parole are nonlapsing.

29 Funds for the Department of Human Services - Juvenile Justice Services - Programs and Operations Services are nonlapsing.

Juvenile Justice Services may provide capital to fleet operations for the purchase of no more than two vehicles for use at the new Washington County facility.

30 Funds for the Department of Human Services - Juvenile Justice Services - Youth Parole Authority are nonlapsing.

House Bill 3

FY 2005, Item

10 The Department of Corrections will open and operate the Oxbow Jail incrementally as necessary. Corrections will open the jail in a manner that minimizes average per bed costs for all state adult corrections capacity, including contract beds. The department shall report monthly to the Executive Appropriations Committee on the progress of transitioning inmates to the new facility.

House Bill 1

FY 2004, Item

8 The line items of Programs and Operations, Medical Services, and Utah Correctional Industries should be consolidated for FY 2004. The line items of Jail Contracting, Jail Reimbursement, and DP ISF will remain separate line items.

10 All but $374,500 in prior year capital outlay authorization granted to the Department of Corrections DP ISF shall lapse on July 1, 2004. The $374,500 in nonlapsing FY 2004 authorization shall be used to upgrade and expand O-TRACK development and production hardware.

Table 14
CORRECTIONS (ADULT AND JUVENILE)
Operations Budget by Funding Source
Three-Year Comparison

	General Fund	Federal Funds	Dedicated Credits	Restricted/ Trust Funds	Other	Total	Est. Posi-tions
Adult Corrections - Programs and Operations[a]							
Actual FY 2003	$129,920,300	$754,400	$2,880,600	$1,636,700	($2,807,500)	$132,384,500	--
Authorized FY 2004	132,356,100	746,300	2,746,800	1,346,700	1,435,700	138,631,600	2,047.0
Appropriated FY 2005	156,117,200	696,300	3,035,800	1,375,700	502,800	161,727,800	2,047.0
Adult Corrections - Draper Medical Services[a]							
Actual FY 2003	15,943,900	0	141,200	0	(425,100)	15,660,000	--
Authorized FY 2004	16,206,700	0	151,500	0	493,500	16,851,700	155.7
Appropriated FY 2005	0	0	0	0	0	0	155.7
Adult Corrections - Jail Contracting							
Actual FY 2003	18,086,200	0	0	0	(160,000)	17,926,200	--
Authorized FY 2004	18,086,200	0	0	0	0	18,086,200	0.0
Appropriated FY 2005	18,086,200	0	0	0	0	18,086,200	0.0
Adult Corrections - Jail Reimbursement							
Actual FY 2003	8,515,900	0	0	0	0	8,515,900	--
Authorized FY 2004	9,515,900	0	0	0	0	9,515,900	0.0
Appropriated FY 2005	9,081,000	0	0	0	0	9,081,000	0.0
Total Adult Corrections							
Actual FY 2003	$172,466,300	$754,400	$3,021,800	$1,636,700	($3,392,600)	$174,486,600	--
Authorized FY 2004	176,164,900	746,300	2,898,300	1,346,700	1,929,200	183,085,400	2,202.7
Appropriated FY 2005	183,284,400	696,300	3,035,800	1,375,700	502,800	188,895,000	2,202.7
Board of Pardons and Parole							
Actual FY 2003	$2,580,100	$0	$900	$77,400	$24,500	$2,682,900	--
Authorized FY 2004	2,556,700	0	2,200	77,400	144,800	2,781,100	33.0
Appropriated FY 2005	2,649,500	0	2,200	77,400	144,800	2,873,900	33.0
Juvenile Justice Services - Services							
Actual FY 2003	$67,106,500	$2,145,000	$2,230,700	$541,200	$17,965,200	$89,988,600	--
Authorized FY 2004	66,791,600	2,081,000	2,769,600	1,160,300	19,357,200	92,159,700	997.6
Appropriated FY 2005	70,465,000	2,206,800	2,810,700	1,160,300	14,784,800	91,427,600	1,017.9
Juvenile Justice Services - Youth Parole Authority							
Actual FY 2003	273,500	19,300	0	0	(33,600)	259,200	--
Authorized FY 2004	267,400	13,800	0	0	41,500	322,700	4.0
Appropriated FY 2005	275,000	13,800	0	0	0	288,800	4.0

Continued on next page

Table 14 (Continued)
CORRECTIONS (ADULT AND JUVENILE)
Operations Budget by Funding Source
Three-Year Comparison

	General Fund	Federal Funds	Dedicated Credits	Restricted/ Trust Funds	Other	Total	Est. Posi-tions
Continued from previous page							
Total Juvenile Justice Services							
Actual FY 2003	$67,380,000	$2,164,300	$2,230,700	$541,200	$17,931,600	$90,247,800	--
Authorized FY 2004	67,059,000	2,094,800	2,769,600	1,160,300	19,398,700	92,482,400	1,001.6
Appropriated FY 2005	70,740,000	2,220,600	2,810,700	1,160,300	14,784,800	91,716,400	1,021.9
TOTAL OPERATIONS BUDGET							
Actual FY 2003	$242,426,400	$2,918,700	$5,253,400	$2,255,300	$14,563,500	$267,417,300	--
Authorized FY 2004	245,780,600	2,841,100	5,670,100	2,584,400	21,472,700	278,348,900	3,237.3
Appropriated FY 2005	256,673,900	2,916,900	5,848,700	2,613,400	15,432,400	283,485,300	3,257.6

(a) In FY 2004 the legislature combined the Administration, Field Operations, and the Institutional Operations line items into a single line item called Programs and Operations allowing greater flexibility in meeting budgetary reductions. For FY 2005 the legislature also consolidated Draper Medical Services with the Programs and Operations line item.

CORRECTIONS - BUDGET DETAIL

		General Fund	Transportation Fund	Federal Funds	Dedicated Credits	Restricted/ Trust Funds	Other Funds	Total Funds
	Beginning Base Budget							
C1	FY 2004 appropriated budget	$176,164,900	$0	$1,056,300	$3,148,300	$1,346,700	$982,100	$182,698,300
C2	Adjustments for one-time FY 2004 appropriations	(12,900)	0	0	0	0	0	(12,900)
C3	Adjustments for FY 2004 extra working day	(400,900)	0	0	(3,400)	0	0	(404,300)
C4	Adjustments to funding levels	0	0	(360,000)	(152,300)	0	(479,300)	(991,600)
	Total Beginning Base Budget - Adult Corrections	**175,751,100**	**0**	**696,300**	**2,992,600**	**1,346,700**	**502,800**	**181,289,500**
	Statewide Ongoing Adjustments							
C5	Cost-of-living adjustments of 1%	988,600	0	0	9,000	0	0	997,600
C6	Internal service fund adjustments	(193,400)	0	0	1,100	0	0	(192,300)
C7	Market comparability adjustments	148,300	0	0	400	0	0	148,700
C8	Retirement rate adjustments	1,710,900	0	0	14,900	0	0	1,725,800
C9	Health and dental insurance rate adjustments	972,900	0	0	7,900	0	0	980,800
	Subtotal Statewide Ongoing Adjustments - Adult Corrections	*3,627,300*	*0*	*0*	*33,300*	*0*	*0*	*3,660,600*
	Ongoing Adjustments							
C10	Central Utah Correctional Facility-192 beds	2,199,700	0	0	0	0	0	2,199,700
C11	Jail reimbursement growth	565,100	0	0	0	0	0	565,100
C12	Identity Theft Amendments (SB 16; HB 3, Item 11)	35,700	0	0	0	0	0	35,700
C13	Interstate Compact for Adult Offenders (SB 137; HB 3, Item 12)	0	0	0	0	29,000	0	29,000
	Subtotal Ongoing Adjustments - Adult Corrections	*2,800,500*	*0*	*0*	*0*	*29,000*	*0*	*2,829,500*
	One-time Adjustments							
C14	One-time employee bonus	1,105,500	0	0	9,900	0	0	1,115,400
	Subtotal One-time Adjustments - Adult Corrections	*1,105,500*	*0*	*0*	*9,900*	*0*	*0*	*1,115,400*
	Total FY 2005 Adult Corrections Adjustments	**7,533,300**	**0**	**0**	**43,200**	**29,000**	**0**	**7,605,500**
	Total FY 2005 Adult Corrections Operating Budget	**$183,284,400**	**$0**	**$696,300**	**$3,035,800**	**$1,375,700**	**$502,800**	**$188,895,000**
	Supplemental Adjustments							
C15	Programs and Operations	($1,000,000)	$0	$0	$0	$0	$1,000,000	$0
C16	Jail reimbursement	1,000,000	0	0	0	0	0	1,000,000
	Subtotal Supplemental Adjustments - Adult Corrections	*0*	*0*	*0*	*0*	*0*	*1,000,000*	*1,000,000*
	Total FY 2004 Adult Corrections Budget Adjustments	**$0**	**$0**	**$0**	**$0**	**$0**	**$1,000,000**	**$1,000,000**

CORRECTIONS - BUDGET DETAIL (Continued)

		General Fund	Transportation Fund	Federal Funds	Dedicated Credits	Restricted/ Trust Funds	Other Funds	Total Funds
	Beginning Base Budget							
C17	FY 2004 appropriated budget	$2,556,700	$0	$0	$2,200	$77,400	$140,300	$2,776,600
C18	Adjustments for FY 2004 extra working day	(9,100)	0	0	0	0	0	(9,100)
C19	Adjustments to funding levels	0	0	0	0	0	4,500	4,500
	Total Beginning Base Budget - Bd. of Pardons and Parole	**2,547,600**	**0**	**0**	**2,200**	**77,400**	**144,800**	**2,772,000**
	Statewide Ongoing Adjustments							
C20	Cost-of-living adjustments of 1%	23,400	0	0	0	0	0	23,400
C21	Internal service fund adjustments	20,600	0	0	0	0	0	20,600
C22	Retirement rate adjustments	29,500	0	0	0	0	0	29,500
C23	Health and dental insurance rate adjustments	11,400	0	0	0	0	0	11,400
	Subtotal Statewide Ongoing Adj. - Board of Pardons and Parole	*84,900*	*0*	*0*	*0*	*0*	*0*	*84,900*
	One-time Adjustments							
C24	One-time employee bonus	17,000	0	0	0	0	0	17,000
	Subtotal One-time Adjustments - Board of Pardons and Parole	*17,000*	*0*	*0*	*0*	*0*	*0*	*17,000*
	Total FY 2005 Board of Pardons and Parole Adjustments	**101,900**	**0**	**0**	**0**	**0**	**0**	**101,900**
	Total FY 2005 Board of Pardons and Parole Operating Budget	**$2,649,500**	**$0**	**$0**	**$2,200**	**$77,400**	**$144,800**	**$2,873,900**
	Beginning Base Budget							
C25	FY 2004 appropriated budget	$67,310,500	$0	$1,898,100	$2,800,100	$1,160,300	$14,603,100	$87,772,100
C26	Adjustments for FY 2004 extra working day	(125,800)	0	(8,800)	(500)	0	0	(135,100)
C27	Program transfers (Human Services)	(251,500)	0	0	0	0	0	(251,500)
C28	Adjustments to funding levels	0	0	214,700	(16,100)	0	109,900	308,500
	Total Beginning Base Budget - Juvenile Justice Services	**66,933,200**	**0**	**2,104,000**	**2,783,500**	**1,160,300**	**14,713,000**	**87,694,000**
	Statewide Ongoing Adjustments							
C29	Cost-of-living adjustments of 1%	339,600	0	23,200	4,100	0	0	366,900
C30	Internal service fund adjustments	(28,400)	0	(300)	200	0	0	(28,500)
C31	Market comparability adjustments	834,800	0	10,800	8,300	0	0	853,900
C32	Retirement rate adjustments	416,400	0	29,200	5,200	0	0	450,800
C33	Health and dental insurance rate adjustments	375,900	0	21,600	4,000	0	500	402,000
	Subtotal Statewide Ongoing Adjustments - Juvenile Justice Services	*1,938,300*	*0*	*84,500*	*21,800*	*0*	*500*	*2,045,100*

CORRECTIONS - BUDGET DETAIL (Continued)

		General Fund	Transportation Fund	Federal Funds	Dedicated Credits	Restricted/ Trust Funds	Other Funds	Total Funds
	Ongoing Adjustments							
C34	Dixie area detention operating costs	807,000	0	0	0	0	0	807,000
C35	Canyonlands operating costs	350,000	0	0	0	0	0	350,000
C36	Provider cost-of-living adjustments of 1%	155,000	0	0	0	0	0	155,000
C37	Medicaid match rate change	(72,500)	0	1,800	0	0	70,700	0
	Subtotal Ongoing Adjustments - Juvenile Justice Services	*1,239,500*	*0*	*1,800*	*0*	*0*	*70,700*	*1,312,000*
	One-time Adjustments							
C38	One-time funding adjustments for providers	155,000	0	0	0	0	0	155,000
C39	One-time employee bonus	474,000	0	30,300	5,400	0	600	510,300
	Subtotal One-time Adjustments - Juvenile Justice Services	*629,000*	*0*	*30,300*	*5,400*	*0*	*600*	*665,300*
	Total FY 2005 Juvenile Justice Services	**3,806,800**	**0**	**116,600**	**27,200**	**0**	**71,800**	**4,022,400**
	Total FY 2005 Juvenile Justice Services Operating Budget	**$70,740,000**	**$0**	**$2,220,600**	**$2,810,700**	**$1,160,300**	**$14,784,800**	**$91,716,400**
	Supplemental Adjustments							
C40	Program transfers (Human Services)	($251,500)	$0	$0	$0	$0	$0	($251,500)
	Subtotal Supplemental Adjustments - Juvenile Justice Services	*(251,500)*	*0*	*0*	*0*	*0*	*0*	*(251,500)*
	Total FY 2004 Juvenile Justice Services Budget Adjustments	**($251,500)**	**$0**	**$0**	**$0**	**$0**	**$0**	**($251,500)**
	CORRECTIONS TOTALS							
	FY 2005 Operating Beginning Base Budget	$245,231,900	$0	$2,800,300	$5,778,300	$2,584,400	$15,360,600	$271,755,500
	FY 2005 Operating Ongoing and One-time Adjustments	11,442,000	0	116,600	70,400	29,000	71,800	11,729,800
	FY 2005 Operating Appropriation	256,673,900	0	2,916,900	5,848,700	2,613,400	15,432,400	283,485,300
	FY 2004 Operating Adjustments	(251,500)	0	0	0	0	1,000,000	748,500

COURTS

Dave Walsh, Analyst

Where Will My Taxes Go for Courts?
(Figure Based on Total FY 2005 Funding)

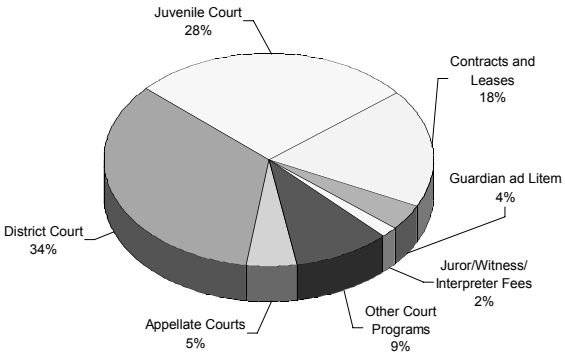

Highlighted Services

$34 million for District Court
- Handles 264,000 cases, including 21,500 domestic case filings

$29 million for Juvenile Court
- Receives 50,000 juvenile court referrals
- Receives 3,900 dependency, neglect, and abuse referrals

$20 million for Contracts and Leases
- Provides funding for 54 lease facilities and courthouses

$5 million for Appellate Courts
- 600 cases are filed in Supreme Court
- 800 cases are filed in Court of Appeals

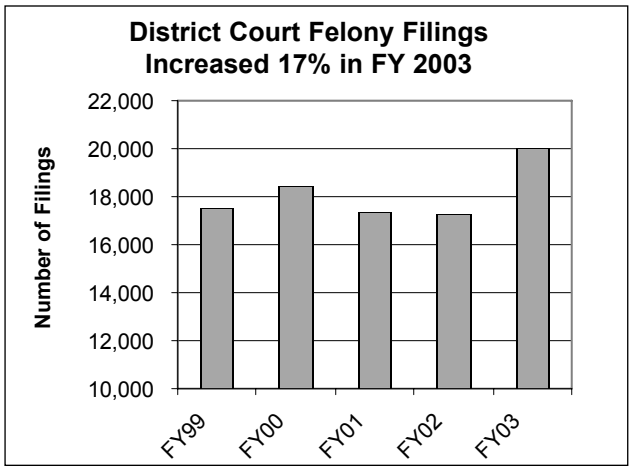

General Session Highlights
(All Funding Sources)

- $127,500 - Day reporting center in Sanpete County
- $157,800 - To continue the appellate mediation program
- $227,800 - New district court judge and support staff in 2nd district

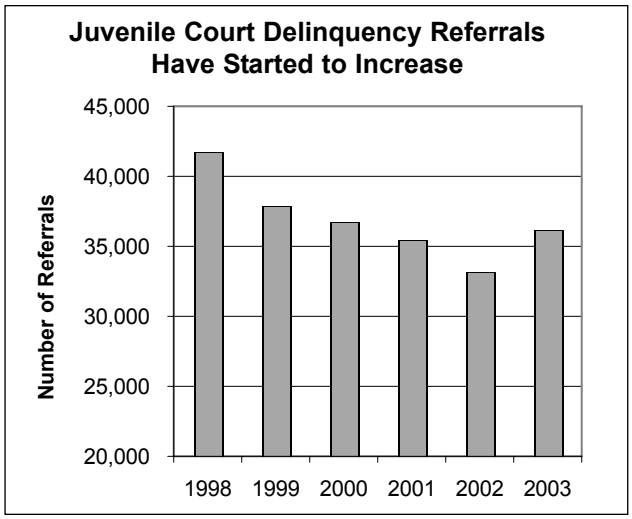

Overview

The FY 2004 budget for courts is $102,772,100 in total funds, a $5,307,000 increase from the FY 2003 actual expenditures. The General Fund budget of $89,617,600 represents a 2.0 percent increase in state funds from the FY 2003 actual expenditures.

The total courts budget for FY 2005 is $108,390,600, including $92,644,400 from the General Fund. This represents a 3.4 percent increase in General Fund over FY 2004.

Budget Adjustments

For FY 2005 a total of $2,138,400, including $2,127,700 in General Fund, was appropriated to provide courts with a 1.0 percent cost-of-living salary adjustment, health and dental insurance rate increases, market comparability adjustments, and retirement rate increases. Another $620,200 in total funds, including $616,700 in General Fund, was appropriated for a one-time employee bonus.

For FY 2004 the legislature approved a $559,300 General Fund supplemental appropriation for the Juror/Witness/Interpreter Fees Program. This appropriation will pay off prior deficits for this program that were created because of inadequate appropriations from past legislatures.

For FY 2005 the legislature approved $171,400 in ongoing General Fund to cover increased costs associated with contracts and leases, as well as a $300,000 switch in ongoing funding from the Court Complex Restricted Account to the General Fund for contracts and leases. The legislature appropriated $157,800 in ongoing General Fund to restore funding for the appellate mediation program. In addition, the courts were appropriated $127,500 in ongoing General Fund to establish a day reporting center for juveniles in Sanpete County. This day reporting center will provide services to juveniles in the Sixth Judicial District.

The courts also received ongoing funding to cover the costs associated with implementing two bills enacted by the legislature. Senate Bill 141, *New Judge - Second District Court* (Bell), adds $227,800 in ongoing General Fund for another district court judge and two support staff in the Second Judicial District (Davis, Weber, and Morgan Counties).

Senate Bill 196, *Court Fee Adjustments* (Gladwell), imposes a $32 security surcharge in justice courts for criminal convictions and moving violations. It is estimated that this security surcharge will generate approximately $9,000,000 annually and will be dispensed as follows: $900,000 to the Administrative Office of the Courts (AOC) in one-time funding from a newly created restricted account to be used for technology, security, and training needs in justice courts; $1,800,000 to the AOC in one-time funding from the Court Security Restricted Account for juvenile court security needs throughout the state; $4,500,000 to reimburse counties for city prisoners placed in county jails; and $1,800,000 to be retained by local justice courts.

Future Budget Issues

Additional ongoing General Fund for lease expenses in the amount of $300,000 will be needed in FY 2006 to replace one-time funding from the Courts Complex Restricted Account.

Legislative Intent Statements

Senate Bill 1

FY 2005, Item

31 The state court system should examine the possibility of establishing an electronic filing system that could be used for most, if not all, documents filed within the state courts system and report to the Executive Appropriations Committee when such a system could be in place, how much it would cost, and

whether a self-funded system is a feasible alternative.

The legislative fiscal analyst shall examine whether the cost of computer assisted legal research can be reduced.

Funds for Judicial Council/State Court Administrator - Administration are nonlapsing.

32 Funds for the Judicial Council/State Court Administrator - Grand Jury are nonlapsing.

33 Funds for the Judicial Council/State Court Administrator - Contracts and Leases are nonlapsing.

34 Funds for the Judicial Council/State Court Administrator - Jury and Witness Program are nonlapsing.

35 Funds for the Judicial Council/State Court Administrator - Guardian ad Litem Program are nonlapsing.

36 Under provisions of Section 67-62, UCA, the salary for a district court judge for FY 2005 will be set at $104,750. Other judicial salaries will be calculated in accordance with the statutory formula and rounded to the nearest $50.

Table 15
COURTS
Operations Budget by Funding Source
Three-Year Comparison

	General Fund	Federal Funds	Dedicated Credits	Restricted/ Trust Funds	Other	Total	Est. Posi-tions
Judicial Council/State Court Administration							
Actual FY 2003	$69,429,100	$53,400	$987,500	$2,881,600	$482,600	$73,834,200	--
Authorized FY 2004	69,825,700	52,700	665,800	4,444,600	2,964,200	77,953,000	1,152.4
Appropriated FY 2005	72,758,300	53,300	771,900	7,272,200	2,367,500	83,223,200	1,153.9
Contracts/Leases							
Actual FY 2003	14,018,600	0	187,600	4,122,200	(24,700)	18,303,700	--
Authorized FY 2004	14,738,700	0	199,600	4,122,200	288,100	19,348,600	8.0
Appropriated FY 2005	15,247,700	0	199,600	4,122,200	0	19,569,500	8.0
Guardian ad Litem							
Actual FY 2003	2,844,900	0	2,800	662,500	98,900	3,609,100	--
Authorized FY 2004	2,967,900	0	20,000	720,200	30,800	3,738,900	53.9
Appropriated FY 2005	3,112,400	0	20,000	734,700	0	3,867,100	53.9
Grand Jury							
Actual FY 2003	800	0	0	0	(800)	0	--
Authorized FY 2004	800	0	0	0	800	1,600	0.0
Appropriated FY 2005	800	0	0	0	0	800	0.0
Juror/Witness/Interpreter Fees							
Actual FY 2003	1,525,200	0	7,200	0	185,700	1,718,100	--
Authorized FY 2004	2,084,500	0	5,000	0	(359,500)	1,730,000	0.0
Appropriated FY 2005	1,525,200	0	5,000	0	199,800	1,730,000	0.0
TOTAL OPERATIONS BUDGET							
Actual FY 2003	$87,818,600	$53,400	$1,185,100	$7,666,300	$741,700	$97,465,100	--
Authorized FY 2004	89,617,600	52,700	890,400	9,287,000	2,924,400	102,772,100	1,214.3
Appropriated FY 2005	92,644,400	53,300	996,500	12,129,100	2,567,300	108,390,600	1,215.8

COURTS - BUDGET DETAIL

		General Fund	Federal Funds	Dedicated Credits	Restricted/ Trust Funds	Other Funds	Total Funds
	Beginning Base Budget						
D1	FY 2004 appropriated budget	$89,059,600	$97,900	$1,365,100	$9,287,000	$1,311,600	$101,121,200
D2	Adjustments for FY 2004 extra working day	(223,700)	0	0	(1,300)	0	(225,000)
D3	Adjustments to funding levels	0	(44,600)	(368,600)	29,300	1,255,700	871,800
	Total Beginning FY 2005 Courts Base Budget	**88,835,900**	**53,300**	**996,500**	**9,315,000**	**2,567,300**	**101,768,000**
	Statewide Ongoing Adjustments						
D4	Cost-of-living adjustments of 1%	579,400	0	0	3,500	0	582,900
D5	Internal service fund adjustments	79,600	0	0	(100)	0	79,500
D6	Market comparability adjustments	449,700	0	0	0	0	449,700
D7	Retirement rate adjustments	580,500	0	0	4,500	0	585,000
D8	Health and dental insurance rate adjustments	518,100	0	0	2,700	0	520,800
	Subtotal Statewide Ongoing Adjustments - Courts	*2,207,300*	*0*	*0*	*10,600*	*0*	*2,217,900*
	Ongoing Adjustments						
D9	Appellate mediation	157,800	0	0	0	0	157,800
D10	Digital audio and video	0	0	0	100,000	0	100,000
D11	Second district court judge and staff	227,800	0	0	0	0	227,800
D12	Contracts and leases	171,400	0	0	0	0	171,400
D13	Matheson fees replacement	300,000	0	0	0	0	300,000
D14	Sanpete day reporting center	127,500	0	0	0	0	127,500
	Subtotal Ongoing Adjustments - Courts	*984,500*	*0*	*0*	*100,000*	*0*	*1,084,500*
	One-time Adjustments						
D15	One-time employee bonus	616,700	0	0	3,500	0	620,200
D16	Court Fee Adjustments (SB 196)	0	0	0	2,700,000	0	2,700,000
	Subtotal One-time Adjustments - Courts	*616,700*	*0*	*0*	*2,703,500*	*0*	*3,320,200*
	Total FY 2005 Courts Adjustments	**3,808,500**	**0**	**0**	**2,814,100**	**0**	**6,622,600**
Total FY 2005 Courts Operating Budget		**$92,644,400**	**$53,300**	**$996,500**	**$12,129,100**	**$2,567,300**	**$108,390,600**
	Supplemental Adjustments						
D17	Juror/witness/interpreter fees	$559,300	$0	$0	$0	$0	$559,300
D18	Internal service fund adjustments	(1,300)	0	0	0	0	(1,300)
	Subtotal Supplemental Adjustments - Courts	*558,000*	*0*	*0*	*0*	*0*	*558,000*
Total FY 2004 Courts Budget Adjustments		**$558,000**	**$0**	**$0**	**$0**	**$0**	**$558,000**
FY 2005 Operating Base Budget		$88,835,900	$53,300	$996,500	$9,315,000	$2,567,300	$101,768,000
FY 2005 Operating Ongoing and One-time Adjustments		3,808,500	0	0	2,814,100	0	6,622,600
FY 2005 Operating Appropriation		92,644,400	53,300	996,500	12,129,100	2,567,300	108,390,600
FY 2004 Operating Adjustments		558,000	0	0	0	0	558,000

Economic Development and Human Resources

Megan Hough, Analyst

Where Will My Taxes Go for Economic Development & Human Resources?
(Figure Based on Total FY 2005 Funding)

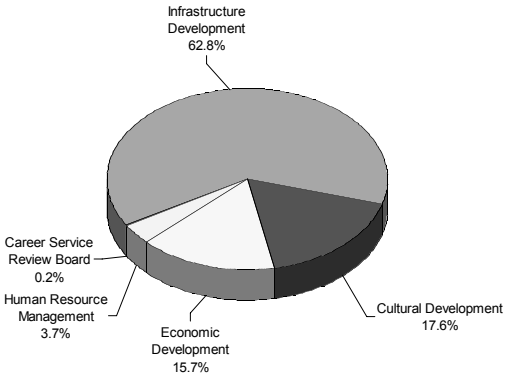

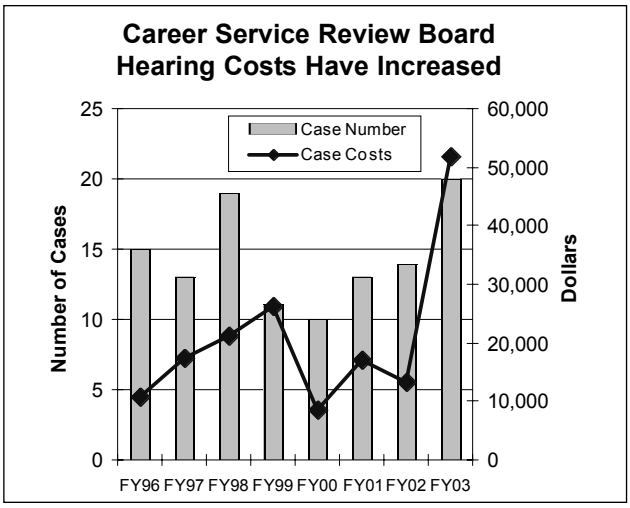

Highlighted Services

$56 million for Infrastructure Development

- Leveraged $340 private and federal funds for every dollar in state funds to weatherize homes for 5,129 people
- Processed 34,086 applications for low income home energy assistance with an average annual utility payment of $250

$16 million for Cultural Development

- Conducted Literature Program workshops for 100 at-risk youth at hospitals, homeless shelters, detention centers, and alternative education facilities
- The Regional Library for the Blind circulated 272,103 cassette tapes, Braille books, large print books, and descriptive videos to 14,577 patrons during 2003

$14 million for Economic Development

- Created 685 jobs in 20 rural counties through 43 Smart Site enterprises, which are projected to create a total of 1,900 jobs by 2005
- Created 428 jobs, paying an average salary of $30,592, with assistance from the Industrial Assistance Fund in FY 2003

General Session Highlights

(All Funding Sources)

- $250,000 - Utah Technology Alliance
- $10,000,000 - Project Based Section 8 Housing Assistance
- $250,000 - Smart Sites
- $200,000 - Olene Walker Housing Loan Fund
- $200,000 - Pamela Atkinson Homeless Trust Fund
- $2,000,000 - Defense Alliance

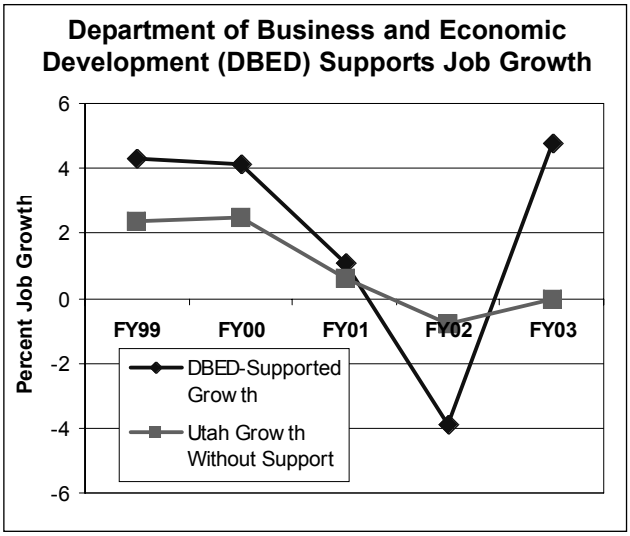

Overview

The economic development and human resources budget includes the Department of Community and Economic Development (DCED), the Department of Human Resource Management (DHRM), and the Career Service Review Board (CSRB).

For FY 2005 final legislative actions appropriated a total of $89,484,300 for economic development and human resources. This was an increase of $2,654,900 in total funds. The General Fund appropriation of $37,407,200 was a decrease of $2,793,000 from FY 2004. The General Fund ongoing base budget from FY 2004 to FY 2005 increased $1,126,200 or 3.5 percent.

Budget Adjustments

Department of Community and Economic Development

For FY 2004 a supplemental appropriation of $5,153,800 in General Fund was made to the Industrial Assistance Fund.

For FY 2005 a total of $589,000 in ongoing funds, including $376,600 in General Fund, was appropriated to provide DCED employees with a 1.0 percent cost-of-living salary adjustment (COLA), health and dental insurance, market comparability adjustments, and retirement rate increases.

The legislature funded the Utah Technology Alliance with $250,000 in ongoing General Fund. The Manufacturing Extension Partnership was appropriated $385,000 in ongoing General Fund. Ongoing General Fund of $58,900 was appropriated to the Humanities Council in FY 2005.

Beginning in FY 2004, increased dedicated credit authority was given to the library for Braille Services, the Multistate Center West, and for bookmobile services to Box Elder County. Community Development received increased authority to receive federal funds beginning in FY 2004 to operate the federal Section 8 project-based subsidy program and for the Commission on Volunteers, the Emergency Food Network, and the State Community Services Office. The legislature also gave the Pamela Atkinson Homeless Trust Fund Board authority to spend funds in the restricted account in FY 2004 and FY 2005.

For FY 2005 the legislature made many one-time appropriations. The legislature funded a bonus for state employees with $127,700 in General Fund. General Fund of $2,000,000 was appropriated for the Hill Air Force Base Defense Alliance. Smart Sites received $250,000 in General Fund. General Fund of $200,000 was appropriated for the Pamela Atkinson Homeless Trust Fund. The Olene Walker Housing Loan Fund was also appropriated $200,000 in General Fund. A total of $132,000 in General Fund was appropriated to the Shakespearean Festival, the Daggett County capital murder case, the Summer Games, the Martin Luther King Commission, and the Emergency Food Network (see E27 through E31 on the following budget detail table for specific amounts).

Department of Human Resource Management

For FY 2005 a total of $59,300 in ongoing General Fund was appropriated to provide DHRM employees with a 1.0 percent COLA, health and dental insurance, market comparability adjustments, and retirement rate increases. A one-time bonus was also funded for all state employees.

Career Service Review Board

For FY 2005 a total of $3,600 in ongoing General Fund was appropriated to provide CSRB employees with a 1.0 percent COLA, health and dental insurance, market comparability adjustments, and retirement rate increases. A one-time bonus was also funded for all state employees.

Future Budget Issues

The Utah Technology Alliance was implemented to accelerate the emergence of Utah as a center for technology and entrepreneurship. The program requested $450,000 in ongoing funds but only received $250,000. This lower level of funding will require a reduction in present activity. Additional funds will be needed in the future to fully pursue the state's business ecosystems.

Legislative Intent Statements

Senate Bill 1

FY 2005, Item

94 Funding for Career Service Review Board is nonlapsing.

95-101, 103-105
Funding for the Department of Human Resource Management, DCED Administration, DCED Incentive Funds, DCED Indian Affairs, DCED Business and Economic Development, DCED Travel Council, DCED State History, DCED Fine Arts, DCED State Library, and DCED Community Development are nonlapsing subject to the provision of Section 63-38-8.1, UCA. Funds encumbered to pay contractual obligations issued prior to May 1 are nonlapsing.

95 Health and dental insurance benefit increases shall be paid as recommended by Group Insurance, with the following changes:

1 - Transfer excess dental reserves to medical reserves;

2 - Increase employee coinsurance for in patient and out patient facilities by 10 percent;

3 - Implement a three-tiered coinsurance for pharmacy benefits and increase brand coinsurance from 25 percent to 30 percent; and

4 - Increase maximum out-of-pocket expense from $1,500 per person to $2,000 per person for single coverage, and from $2,000 to $4,000 for family coverage.

Retirement rates shall be adjusted and paid as recommended by the State Retirement Board.

Fund a 1.0 percent COLA for state employees effective June 19, 2004. Appropriate one-time funds equivalent to a 1.0 percent COLA state-wide to be distributed as a one-time bonus in December 2004 to each state employee, calculated on an FTE basis.

Appropriate $2,674,800 for state employee market comparability adjustments as recommended by the Department of Human Resource Management. This is in addition to Highway Patrol and Attorney General salary equity funds included on the building blocks list.

The Utah Retirement Systems shall study the possibility of establishing a program whereby qualified Utah money managers could manage part of the state's retirement fund and report to the legislature on any progress or with an explanation as to why such a program would not be in the best interest of the state and/or the fund to the Executive Appropriations Committee.

97 Any proceeds in excess of a total of $4,000,000 paid to the state from the liquidation of the Utah Technology Finance

Corporation, whether these proceeds come from cash, sale of real property, or collection of accounts receivable, shall be deposited into the Industrial Assistance Fund.

105 The Permanent Community Impact Fund Board shall consider distributing funds of $385,000 in FY 2005 equally among the associations of governments that are or may be socially or economically impacted, directly or indirectly, by mineral resource development for:

(i) planning;
(ii) construction and maintenance of public facilities; and
(iii) provision of public services.

House Bill 3

FY 2005, Item

32 If Senate Bill 208 and Senate Bill 60 do not pass, $750,000 is appropriated to the Sports Commission.

House Bill 1

FY 2004, Item

38 The State Library may use agency funds to expand the fleet by one vehicle for bookmobile services.

Table 16
ECONOMIC DEVELOPMENT AND HUMAN RESOURCES
Operations Budget by Funding Source
Three-Year Comparison

	General Fund	Federal Funds	Dedicated Credits	Mineral Lease	Restricted/ Trust Funds	Other	Total	Est. Posi-tions
DCED - Administration								
Actual FY 2003	$2,371,900	$0	$0	$0	$0	($20,500)	$2,351,400	--
Authorized FY 2004	2,374,000	0	0	0	0	37,900	2,411,900	25.0
Appropriated FY 2005	4,407,600	0	0	0	0	0	4,407,600	24.0
DCED - Business Development								
Actual FY 2003	9,353,500	759,100	0	0	99,700	(1,569,500)	8,642,800	--
Authorized FY 2004	8,002,300	400,000	90,100	0	0	2,417,800	10,910,200	37.0
Appropriated FY 2005	9,345,500	400,000	90,100	0	0	0	9,835,600	37.0
DCED - Community Development								
Actual FY 2003	6,408,600	27,259,900	1,690,700	0	976,100	201,600	36,536,900	--
Authorized FY 2004	8,017,600	37,627,900	1,125,200	0	1,320,400	1,389,500	49,480,600	56.5
Appropriated FY 2005	6,696,200	45,134,800	858,000	0	1,441,900	(2,361,400)	51,769,500	56.5
DCED - Ethnic Affairs Offices[a]								
Actual FY 2003	202,000	84,600	1,100	0	0	(7,200)	280,500	--
Authorized FY 2004	205,200	0	0	0	0	7,200	212,400	3.0
Appropriated FY 2005	210,500	0	0	0	0	0	210,500	3.0
DCED - Fine Arts								
Actual FY 2003	2,468,300	501,600	116,300	0	13,900	(49,400)	3,050,700	--
Authorized FY 2004	2,484,800	585,000	151,800	0	0	340,200	3,561,800	21.4
Appropriated FY 2005	2,564,700	589,500	151,800	0	0	0	3,306,000	21.4
DCED - Historical Society								
Actual FY 2003	0	158,200	171,200	0	0	(139,500)	189,900	--
Authorized FY 2004	0	225,000	287,000	0	0	193,000	705,000	1.0
Appropriated FY 2005	0	225,100	289,700	0	0	0	514,800	1.0
DCED - Incentive Funds								
Actual FY 2003	7,430,000	0	194,600	0	286,600	(7,537,100)	374,100	--
Authorized FY 2004	5,153,800	0	160,000	0	186,600	(5,153,800)	346,600	3.0
Appropriated FY 2005	0	0	160,000	0	189,300	0	349,300	3.0
DCED - State History								
Actual FY 2003	1,775,400	689,700	0	0	0	83,000	2,548,100	--
Authorized FY 2004	1,733,600	570,000	25,000	0	0	133,800	2,462,400	30.0
Appropriated FY 2005	1,793,500	570,000	25,000	0	0	0	2,388,500	30.0
DCED - State Library								
Actual FY 2003	4,012,800	1,282,800	1,750,300	0	0	(11,600)	7,034,300	--
Authorized FY 2004	4,002,100	1,438,500	1,870,600	0	0	22,700	7,333,900	76.3
Appropriated FY 2005	4,139,600	1,590,000	1,988,600	0	0	0	7,718,200	76.3
DCED - Travel Council								
Actual FY 2003	6,789,500	0	233,300	0	1,750,000	(1,655,500)	7,117,300	--
Authorized FY 2004	3,737,200	0	254,700	0	450,000	(41,900)	4,400,000	23.0
Appropriated FY 2005	3,522,400	0	254,700	0	0	118,000	3,895,100	23.0

Continued on next page

Table 16 (Continued)
ECONOMIC DEVELOPMENT AND HUMAN RESOURCES
Operations Budget by Funding Source
Three-Year Comparison

	General Fund	Federal Funds	Dedicated Credits	Mineral Lease	Restricted/ Trust Funds	Other	Total	Est. Positions
Continued from previous page								
DCED - Zoos								
Actual FY 2003	1,323,700	0	0	0	0	0	1,323,700	--
Authorized FY 2004	1,398,700	0	0	0	0	0	1,398,700	0.0
Appropriated FY 2005	1,598,700	0	0	0	0	0	1,598,700	0.0
Total Community and Economic Development								
Actual FY 2003	$42,135,700	$30,735,900	$4,157,500	$0	$3,126,300	($10,705,700)	$69,449,700	--
Authorized FY 2004	37,109,300	40,846,400	3,964,400	0	1,957,000	(653,600)	83,223,500	276.2
Appropriated FY 2005	34,278,700	48,509,400	3,817,900	0	1,631,200	(2,243,400)	85,993,800	275.2
Human Resource Management								
Actual FY 2003	$2,797,000	$0	$298,500	$0	$0	($28,500)	$3,067,000	--
Authorized FY 2004	2,888,200	0	343,000	0	0	171,900	3,403,100	36.5
Appropriated FY 2005	2,961,700	0	362,000	0	0	0	3,323,700	36.5
Career Service Review Board								
Actual FY 2003	159,500	0	0	0	0	42,400	201,900	--
Authorized FY 2004	202,700	0	0	0	0	100	202,800	2.0
Appropriated FY 2005	166,800	0	0	0	0	0	166,800	2.0
TOTAL OPERATIONS BUDGET								
Actual FY 2003	$45,092,200	$30,735,900	$4,456,000	$0	$3,126,300	($10,691,800)	$72,718,600	--
Authorized FY 2004	40,200,200	40,846,400	4,307,400	0	1,957,000	(481,600)	86,829,400	314.7
Appropriated FY 2005	37,407,200	48,509,400	4,179,900	0	1,631,200	(2,243,400)	89,484,300	313.7

(a) The Ethnic Affairs Offices were comprised of Indian Affairs, Asian Affairs, Black Affairs, Hispanic Affairs, and Pacific Islander Affairs. In FY 2003, all these offices, except for Indian Affairs, were moved into Community Development.

Table 17
ECONOMIC DEVELOPMENT AND HUMAN RESOURCES
Capital Budget by Funding Source
Three-Year Comparison

	General Fund	Federal Funds	Dedicated Credits	Mineral Lease	Restricted/ Trust Funds	Other	Total	Est. Posi-tions
Special Service Districts								
Actual FY 2003	$0	$0	$0	$2,024,900	$0	$0	$2,024,900	--
Authorized FY 2004	0	0	0	2,685,000	0	0	2,685,000	0.0
Appropriated FY 2005	0	0	0	1,698,200	0	0	1,698,200	0.0
TOTAL CAPITAL BUDGET								
Actual FY 2003	$0	$0	$0	$2,024,900	$0	$0	$2,024,900	--
Authorized FY 2004	0	0	0	2,685,000	0	0	2,685,000	0.0
Appropriated FY 2005	0	0	0	1,698,200	0	0	1,698,200	0.0
TOTAL OPERATIONS AND CAPITAL BUDGET								
Actual FY 2003	$45,092,200	$30,735,900	$4,456,000	$2,024,900	$3,126,300	($10,691,800)	$74,743,500	--
Authorized FY 2004	40,200,200	40,846,400	4,307,400	2,685,000	1,957,000	(481,600)	89,514,400	314.7
Appropriated FY 2005	37,407,200	48,509,400	4,179,900	1,698,200	1,631,200	(2,243,400)	91,182,500	313.7

ECONOMIC DEVELOPMENT AND HUMAN RESOURCES - BUDGET DETAIL

		General Fund	Federal Funds	Dedicated Credits	Mineral Lease	Restricted/ Trust Funds	Other Funds	Total Funds
	Beginning Base Budget							
E1	FY 2004 appropriated budget	$31,955,500	$38,112,000	$3,653,000	$0	$1,207,000	($2,063,400)	$72,864,100
E2	Adjustments for one-time FY 2004 appropriations	(2,838,600)	0	0	0	0	0	(2,838,600)
E3	Adjustments for FY 2004 extra working day	(42,900)	0	0	0	0	0	(42,900)
E4	Adjustments to funding levels	0	75,900	(138,600)	0	119,100	220,000	276,400
	Total Beginning Base Budget - DCED	**29,074,000**	**38,187,900**	**3,514,400**	**0**	**1,326,100**	**(1,843,400)**	**70,259,000**
	Statewide Ongoing Adjustments							
E5	Cost-of-living adjustments of 1%	110,900	10,400	3,600	0	500	0	125,400
E6	Internal service fund adjustments	(21,900)	500	600	0	0	0	(20,800)
E7	Market comparability adjustments	57,200	9,700	35,300	0	0	0	102,200
E8	Retirement rate adjustments	122,400	11,300	3,700	0	600	0	138,000
E9	Health and dental insurance rate adjustments	86,100	8,800	3,900	0	1,800	0	100,600
	Subtotal Statewide Ongoing Adjustments - DCED	*354,700*	*40,700*	*47,100*	*0*	*2,900*	*0*	*445,400*
	Ongoing Adjustments							
E10	Business Development - Utah Technology Alliance	250,000	0	0	0	0	0	250,000
E11	Business Development - Manufacturer's Extension Partnership	385,000	0	0	0	0	0	385,000
E12	Fine Arts - Humanities Council	58,900	0	0	0	0	0	58,900
E13	State Library - increased Braille Services	0	0	108,400	0	0	0	108,400
E14	State Library - Box Elder County Bookmobile	0	0	35,600	0	0	0	35,600
E15	State Library - increased workload at Multistate Center West	0	0	33,300	0	0	0	33,300
E16	Community Development - operate federal Section 8 subsidy program	0	10,000,000	0	0	0	0	10,000,000
E17	Community Development - homeless trust fund spending authority	0	0	0	0	300,000	0	300,000
E18	Community Development - Commission on Volunteers	0	0	72,900	0	0	0	72,900
E19	Community Development - Emergency Food	0	11,400	0	0	0	0	11,400
E20	Community Development - State Community Services Office	0	254,200	0	0	0	0	254,200
	Subtotal Ongoing Adjustments - DCED	*693,900*	*10,265,600*	*250,200*	*0*	*300,000*	*0*	*11,509,700*
	One-time Adjustments							
E21	One-time employee bonus	118,100	15,200	6,200	0	2,200	0	141,700
E22	Administration - HAFB Defense Alliance	2,000,000	0	0	0	0	0	2,000,000
E23	Business Development - Smart Sites	250,000	0	0	0	0	0	250,000
E24	Community Development - Museum Grants	100,000	0	0	0	0	0	100,000
E25	Business Development - Sports Commission	750,000	0	0	0	0	0	750,000
E26	Business Development - Outsourcing State Jobs (SB 199; HB 3, Item 33)	206,000	0	0	0	0	0	206,000
E27	Community Development - Daggett County capital murder case	45,000	0	0	0	0	0	45,000
E28	Community Development - Shakespearean Festival	12,500	0	0	0	0	0	12,500

ECONOMIC DEVELOPMENT AND HUMAN RESOURCES - BUDGET DETAIL (Continued)

		General Fund	Federal Funds	Dedicated Credits	Mineral Lease	Restricted/ Trust Funds	Other Funds	Total Funds
E29	Community Development - Summer Games	37,500	0	0	0	0	0	37,500
E30	Community Development - Martin Luther King Commission	7,000	0	0	0	0	0	7,000
E31	Community Development - Emergency Food	30,000	0	0	0	0	0	30,000
E32	Community Development - Pamela Atkinson Homeless Trust Fund	200,000	0	0	0	0	(200,000)	0
E33	Community Development - Olene Walker Housing Loan Fund	200,000	0	0	0	0	(200,000)	0
E34	Zoos - Hogle Zoo Planning	200,000	0	0	0	0	0	200,000
	Subtotal One-time Adjustments - DCED	*4,156,100*	*15,200*	*6,200*	*0*	*2,200*	*(400,000)*	*3,779,700*
	Total FY 2005 DCED Adjustments	**5,204,700**	**10,321,500**	**303,500**	**0**	**305,100**	**(400,000)**	**15,734,800**
Total FY 2005 DCED Operating Budget		**$34,278,700**	**$48,509,400**	**$3,817,900**	**$0**	**$1,631,200**	**($2,243,400)**	**$85,993,800**
	Supplemental Adjustments							
E35	Travel Council - Tourism Marketing Perf. Fund spending authority	$0	$0	$0	$0	$450,000	$0	$450,000
E36	State Library - increased Braille Services	0	0	54,200	0	0	0	54,200
E37	State Library - Box Elder County Bookmobile	0	0	22,100	0	0	0	22,100
E38	State Library - increased workload at Multistate Center West	0	0	32,900	0	0	0	32,900
E39	Community Development - operate federal Section 8 subsidy program	0	2,500,000	0	0	0	0	2,500,000
E40	Community Development - Commission on Volunteers	0	0	112,900	0	0	0	112,900
E41	Community Development - Emergency Food	0	11,400	0	0	0	0	11,400
E42	Community Development - State Community Services Office	0	280,000	0	0	0	0	280,000
E43	Community Development - homeless trust fund spending authority	0	0	0	0	300,000	0	300,000
E44	Industrial Assistance Fund - earned credits	5,153,800	0	0	0	0	(5,153,800)	0
	Subtotal Supplemental Adjustments - DCED	*5,153,800*	*2,791,400*	*222,100*	*0*	*750,000*	*(5,153,800)*	*3,763,500*
Total FY 2004 DCED Budget Adjustments		**$5,153,800**	**$2,791,400**	**$222,100**	**$0**	**$750,000**	**($5,153,800)**	**$3,763,500**
	Beginning Base Budget							
E45	FY 2004 appropriated budget	$0	$0	$0	$1,550,300	$0	$0	$1,550,300
E46	Adjustments to funding levels	0	0	0	147,900	0	0	147,900
	Total FY 2005 DCED Capital Base Budget	**0**	**0**	**0**	**1,698,200**	**0**	**0**	**1,698,200**
Total FY 2005 DCED Capital Budget		**$0**	**$0**	**$0**	**$1,698,200**	**$0**	**$0**	**$1,698,200**

ECONOMIC DEVELOPMENT AND HUMAN RESOURCES - BUDGET DETAIL (Continued)

		General Fund	Federal Funds	Dedicated Credits	Mineral Lease	Restricted/ Trust Funds	Other Funds	Total Funds
	Beginning Base Budget							
E47	FY 2004 appropriated budget	$2,888,200	$0	$343,000	$0	$0	$80,000	$3,311,200
E48	Adjustment for FY 2004 extra working day	(8,900)	0	0	0	0	0	(8,900)
E49	Adjustments to funding levels	0	0	19,000	0	0	(80,000)	(61,000)
	Total Beginning FY 2005 DHRM Base Budget	**2,879,300**	**0**	**362,000**	**0**	**0**	**0**	**3,241,300**
	Statewide Ongoing Adjustments							
E50	Cost-of-living adjustments of 1%	19,800	0	0	0	0	0	19,800
E51	Internal service fund adjustments	4,400	0	0	0	0	0	4,400
E52	Market comparability adjustments	1,500	0	0	0	0	0	1,500
E53	Retirement rate adjustments	24,300	0	0	0	0	0	24,300
E54	Health and dental insurance rate adjustments	13,700	0	0	0	0	0	13,700
	Subtotal Statewide Ongoing Adjustments - DHRM	*63,700*	*0*	*0*	*0*	*0*	*0*	*63,700*
	One-time Adjustments							
E55	One-time employee bonus	18,700	0	0	0	0	0	18,700
	Subtotal One-time Adjustments - DHRM	*18,700*	*0*	*0*	*0*	*0*	*0*	*18,700*
	Total FY 2005 DHRM Adjustments	**82,400**	**0**	**0**	**0**	**0**	**0**	**82,400**
	Total FY 2005 DHRM Operating Budget	**$2,961,700**	**$0**	**$362,000**	**$0**	**$0**	**$0**	**$3,323,700**
	Beginning Base Budget							
E56	FY 2004 appropriated budget	$162,700	$0	$0	$0	$0	$0	$162,700
E57	Adjustments for FY 2004 extra working day	(500)	0	0	0	0	0	(500)
	Total Beginning FY 2005 CSRB Base Budget	**162,200**	**0**	**0**	**0**	**0**	**0**	**162,200**
	Statewide Ongoing Adjustments							
E58	Cost-of-living adjustments of 1%	1,300	0	0	0	0	0	1,300
E59	Retirement rate adjustments	1,400	0	0	0	0	0	1,400
E60	Health and dental insurance rate adjustments	900	0	0	0	0	0	900
	Subtotal Statewide Ongoing Adjustments - CSRB	*3,600*	*0*	*0*	*0*	*0*	*0*	*3,600*
	One-time Adjustments							
E61	One-time employee bonus	1,000	0	0	0	0	0	1,000
	Subtotal One-time Adjustments - CSRB	*1,000*	*0*	*0*	*0*	*0*	*0*	*1,000*
	Total FY 2005 CSRB Adjustments	**4,600**	**0**	**0**	**0**	**0**	**0**	**4,600**
	Total FY 2005 CSRB Operating Budget	**$166,800**	**$0**	**$0**	**$0**	**$0**	**$0**	**$166,800**

ECONOMIC DEVELOPMENT AND HUMAN RESOURCES - BUDGET DETAIL (Continued)

	General Fund	Federal Funds	Dedicated Credits	Mineral Lease	Restricted/ Trust Funds	Other Funds	Total Funds
Supplemental Adjustments							
E62 Increased hearing expenses	$40,000	$0	$0	$0	$0	$0	$40,000
Subtotal Supplemental Adjustments - CSRB	*40,000*	*0*	*0*	*0*	*0*	*0*	*40,000*
Total FY 2004 CSRB Budget Adjustments	**$40,000**	**$0**	**$0**	**$0**	**$0**	**$0**	**$40,000**
ECONOMIC DEVELOPMENT AND HUMAN RESOURCES TOTALS							
FY 2005 Operating Beginning Base Budget	$32,115,500	$38,187,900	$3,876,400	$0	$1,326,100	($1,843,400)	$73,662,500
FY 2005 Operating Ongoing and One-time Adjustments	5,291,700	10,321,500	303,500	0	305,100	(400,000)	15,821,800
FY 2005 Operating Appropriation	37,407,200	48,509,400	4,179,900	0	1,631,200	(2,243,400)	89,484,300
FY 2004 Operating Adjustments	5,193,800	2,791,400	222,100	0	750,000	(5,153,800)	3,803,500
FY 2005 Capital Base Budget	0	0	0	1,698,200	0	0	1,698,200
FY 2005 Capital Appropriation	0	0	0	1,698,200	0	0	1,698,200

ELECTED OFFICIALS

Hunter Finch, Analyst

Where Will My Taxes Go for Elected Officials?
(Figure Based on Total FY 2005 Funding)

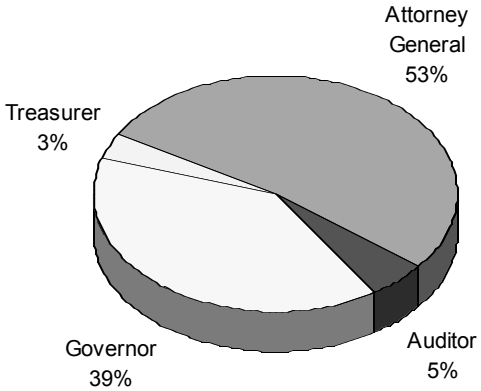

Highlighted Services

$35 million for Attorney General's Office
- Brought in over $240 million in state revenue
- Helped establish a procedure for granting state and county rights of roads on federal lands
- Negotiated a settlement eliminating the federal designation of federal lands in Utah as wilderness study areas

$4 million for the State Auditor's Office
- Completed all required financial and federally mandated compliance audits of the state
- Issued 70 audit reports and 30 investigation and special project reports

$26 million for the Governor's Office
- Made significant progress in resolving rural road disputes
- Received "2003 Best of Web" award for Utah.gov's innovation and functionality
- Utah ranked as Best Financial Steward in the Nation by *USA Today*

$2 million for the State Treasurer's Office
- Manage $5.5 billion investment fund
- Issued $407 million in State G.O. Bonds with an all-time historic low rate of 2.83 percent
- Unclaimed property returns to owners are up over 35 percent from prior year

General Session Highlights
(All Funding Sources)

- $98,300 - Crime Victim Reparations
- $50,000 - Utah Reads
- $152,0000 - Chief Information Officer
- $280,000 - Mid-term elections
- $81,000 - Federal assistance management officer
- $797,900 - Attorney settlement fees
- $500,000 - Attorney parity adjustment

Elected Officials Receive Funding from a Variety of Sources

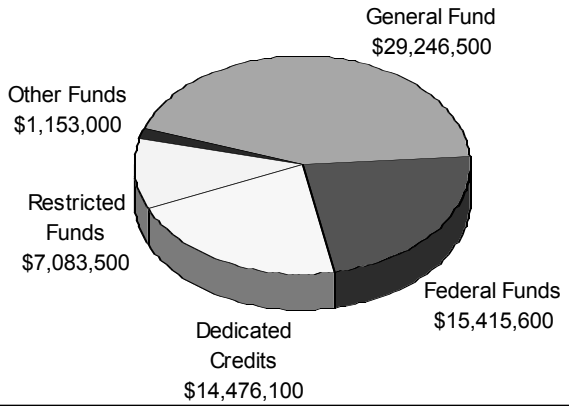

Overview

Elected officials consists of the Attorney General, State Auditor, Governor and Lieutenant Governor, and State Treasurer.

For FY 2005 the total appropriation to elected officials is $67,374,700, representing a 5.7 percent decrease from the FY 2004 authorized level. The General Fund appropriation of $29,246,500 is $519,500, or 1.7 percent, below the FY 2004 authorized level.

Budget Adjustments

Attorney General

One-time supplemental adjustments for FY 2004 included General Funds for attorneys fees and settlements of $797,900 to UEA/UPEA, *David C*., Utah Legal Clinic, *Bob A*., and Miner's Hospital.

In FY 2005 ongoing General Fund of $500,000 was appropriated to attorney parity adjustments and $56,500 to Child Protection. One-time General Fund of $25,000 to Children's Justice Centers and $1,500 to Child Protection were appropriated.

For FY 2005 a total of $733,800 in ongoing monies, including $446,800 in General Fund, $263,200 in dedicated credits, and $23,800 in restricted funds, was appropriated to provide a 1.0 percent cost-of-living salary adjustment (COLA), health and dental insurance rate increases, and retirement rate increases. Another $199,700, including $122,800 in General Fund, $70,400 in dedicated credits, and $6,500 in restricted funds was appropriated for a one-time employee bonus.

Governor

FY 2004 one-time supplemental adjustments of $700,000 in General Fund were appropriated to the elections administration as federal matching funds for counties to purchase new voting equipment.

In FY 2005 the legislature appropriated ongoing General Fund of $50,000 to Utah Reads, $81,000 to create the position of Federal Assistance Management Officer, and $152,000 to fund the Chief Information Officer. Ongoing restricted funds of $98,300 were appropriated for Crime Victim Reparations staff and space.

One-time General Fund appropriations for FY 2005 included $280,000 for mid-term elections, $34,500 for election ballots, and $85,000 for the gubernatorial transition.

For FY 2005 a total of $189,500 in ongoing monies, including $130,400 in General Fund, $23,100 in federal funds, $2,600 in dedicated credits, and $33,400 in restricted funds, was appropriated to provide a 1.0 percent COLA, health and dental insurance rate increases, and retirement rate increases. Another $57,400, including $39,300 in General Fund, $6,800 in federal funds, $1,300 in dedicated credits, and $10,000 in restricted funds was appropriated for a one-time employee bonus.

Auditor

For FY 2005 a total of $90,400 in ongoing General Fund was appropriated to provide a 1.0 percent COLA, health and dental insurance rate increases, and retirement rate increases. Another $23,300 in General Fund was appropriated for a one-time employee bonus.

Treasurer

For FY 2005 a total of $50,700 in ongoing monies, including $26,900 in General Fund, $1,900 in dedicated credits, and $21,900 in restricted funds was appropriated to provide a 1.0 percent COLA, health and dental insurance rate increases, market comparability adjustments, and retirement rate increases. Another $14,000, including $5,400 in General Fund, $500 in dedicated credits, and $8,100 in restricted funds was appropriated for a one-time employee bonus.

Legislative Intent Statements

Senate Bill 1

FY 2005, Item

9 Funds provided for the Governor's Office shall be nonlapsing.

10 Funds provided for Elections shall be nonlapsing.

11 Funds provided for the Governor's Emergency Fund shall be nonlapsing.

12 Funds provided for the RS 2477 Rights of Way line item are nonlapsing. Funds expended from the RS 2477 Fund shall be used for litigation or negotiations designed to quiet title to existing rights of way established before 1976 under RS 2477 guidelines. The governor or his designee shall present a report to the legislature prior to the 2005 General Session detailing activities funded within this line item, including information on cooperation and coordination with counties and the Office of the Attorney General.

13 Funds provided for the Governor's Office of Planning and Budget shall be nonlapsing.

14 Funds provided for the Chief Information Officer shall be nonlapsing.

15 Funds provided for the Commission on Criminal and Juvenile Justice shall be nonlapsing.

16 Funds provided for the State Auditor shall be nonlapsing.

17 Funds provided for the State Treasurer shall be nonlapsing.

18 $120,000 provided from the General Fund Restricted - Constitutional Defense Account shall be used to pay for legal services regarding public lands issues involving the state, other than those related to existing rights of way established before 1976 under RS 2477 guidelines.

The attorney general shall use up to $400,000 for market comparability adjustments (MCAs) to increase salaries of attorneys. The attorney general shall report to the Executive Appropriation Committee a plan to allocate these MCAs, and the impact that these allocations will have on state agencies.

The Office of the Legislative Fiscal Analyst shall examine whether the cost of computer assisted legal research can be reduced.

Funds provided for the Attorney General shall be nonlapsing.

19 Funds provided for Contract Attorneys shall be nonlapsing.

20 Funds provided for the Children's Justice Centers shall be nonlapsing.

21 Funds provided for Prosecution Council shall be nonlapsing.

22 Funds provided for Domestic Violence shall be nonlapsing.

House Bill 3

FY 2005, Item

9 Funds provided for Children's Justice shall be nonlapsing.

Table 18
ELECTED OFFICIALS
Operations Budget by Funding Source
Three-Year Comparison

	General Fund	Federal Funds	Dedicated Credits	Restricted/ Trust Funds	Other	Total	Est. Posi-tions
Attorney General							
Actual FY 2003	$17,997,600	$566,900	$12,837,200	$1,358,500	($150,500)	$32,609,700	--
Authorized FY 2004	18,832,600	1,228,300	12,781,800	1,497,800	1,163,100	35,503,600	377.8
Appropriated FY 2005	18,532,500	1,228,300	13,119,500	1,526,200	832,000	35,238,500	377.8
Auditor							
Actual FY 2003	2,631,700	0	815,500	0	(51,700)	3,395,500	--
Authorized FY 2004	2,711,300	0	690,000	0	191,700	3,593,000	41.0
Appropriated FY 2005	2,819,100	0	772,000	0	0	3,591,100	41.0
Governor							
Actual FY 2003	6,210,600	15,933,000	1,267,400	4,683,400	266,200	28,360,600	--
Authorized FY 2004	7,398,500	18,091,300	394,200	4,223,300	(268,800)	29,838,500	105.9
Appropriated FY 2005	7,039,900	14,187,300	392,900	4,345,500	321,000	26,286,600	106.9
Treasurer							
Actual FY 2003	839,000	0	136,900	1,160,100	(154,000)	1,982,000	--
Authorized FY 2004	823,600	0	189,600	1,181,600	295,900	2,490,700	27.0
Appropriated FY 2004	855,000	0	191,700	1,211,800	0	2,258,500	27.0
TOTAL OPERATIONS BUDGET							
Actual FY 2003	$27,678,900	$16,499,900	$15,057,000	$7,202,000	($90,000)	$66,347,800	--
Authorized FY 2004	29,766,000	19,319,600	14,055,600	6,902,700	1,381,900	71,425,800	551.7
Appropriated FY 2005	29,246,500	15,415,600	14,476,100	7,083,500	1,153,000	67,374,700	552.7

ELECTED OFFICIALS - BUDGET DETAIL

		General Fund	Federal Funds	Dedicated Credits	Restricted/ Trust Funds	Other Funds	Total Funds
	Beginning Base Budget						
F1	FY 2004 appropriated budget	$18,053,200	$1,240,300	$11,813,800	$1,497,800	$1,038,400	$33,643,500
F2	Adjustments for FY 2004 extra working day	(57,500)	0	(33,500)	(2,400)	(600)	(94,000)
F3	Adjustments for one-time FY 2004 appropriations	(642,200)	0	0	0	0	(642,200)
F4	Adjustments to funding levels	0	(12,000)	1,000,600	0	(205,800)	782,800
F5	Transfer 1 FTE from DNR to Attorney General	40,800	0	0	0	0	40,800
	Total Beginning Base Budget - Attorney General	**17,394,300**	**1,228,300**	**12,780,900**	**1,495,400**	**832,000**	**33,730,900**
	Statewide Ongoing Adjustments						
F6	Cost-of-living adjustments of 1%	153,400	0	91,100	8,300	0	252,800
F7	Internal service fund adjustments	(14,400)	0	5,000	500	0	(8,900)
F8	Retirement rate adjustments	198,300	0	116,900	10,700	0	325,900
F9	Health and dental insurance rate adjustments	95,100	0	55,200	4,800	0	155,100
	Subtotal Statewide Ongoing Adjustments - Attorney General	*432,400*	*0*	*268,200*	*24,300*	*0*	*724,900*
	Ongoing Adjustments						
F10	Attorney parity adjustments	500,000	0	0	0	0	500,000
F11	Child Protection	56,500	0	0	0	0	56,500
	Subtotal Ongoing Adjustments - Attorney General	*556,500*	*0*	*0*	*0*	*0*	*556,500*
	One-time Adjustments						
F12	One-time employee bonus	122,800	0	70,400	6,500	0	199,700
F13	Children's Justice Centers	25,000	0	0	0	0	25,000
F14	Child Protection	1,500	0	0	0	0	1,500
	Subtotal One-time Adjustments - Attorney General	*149,300*	*0*	*70,400*	*6,500*	*0*	*226,200*
	Total FY 2005 Attorney General Adjustments	**1,138,200**	**0**	**338,600**	**30,800**	**0**	**1,507,600**
Total FY 2005 Attorney General Operating Budget		**$18,532,500**	**$1,228,300**	**$13,119,500**	**$1,526,200**	**$832,000**	**$35,238,500**
	Supplemental Adjustments						
F15	Internal service fund adjustments	($18,500)	$0	$0	$0	$0	($18,500)
F16	UEA/UPEA attorney fees	260,000	0	0	0	0	260,000
F17	*David C.* lawsuit attorney fees	114,900	0	0	0	0	114,900
F18	ULC attorney fees	23,000	0	0	0	0	23,000
F19	*Bob A.* settlement agreement	100,000	0	0	0	0	100,000
F20	Miner's Hospital settlement	300,000	0	0	0	0	300,000
	Subtotal Supplemental Adjustments - Attorney General	*779,400*	*0*	*0*	*0*	*0*	*779,400*
Total FY 2004 Attorney General Budget Adjustments		**$779,400**	**$0**	**$0**	**$0**	**$0**	**$779,400**

ELECTED OFFICIALS - BUDGET DETAIL (Continued)

		General Fund	Federal Funds	Dedicated Credits	Restricted/ Trust Funds	Other Funds	Total Funds
	Beginning Base Budget						
F21	FY 2004 appropriated budget	$2,711,300	$0	$690,000	$0	$0	$3,401,300
F22	Adjustments for FY 2004 extra working day	(11,400)	0	0	0	0	(11,400)
F23	Adjustments to funding levels	0	0	82,000	0	0	82,000
	Total Beginning Base Budget - Auditor	**2,699,900**	**0**	**772,000**	**0**	**0**	**3,471,900**
	Statewide Ongoing Adjustments						
F24	Cost-of-living adjustments of 1%	30,500	0	0	0	0	30,500
F25	Internal service fund adjustments	5,500	0	0	0	0	5,500
F26	Retirement rate adjustments	39,800	0	0	0	0	39,800
F27	Health and dental insurance rate adjustments	20,100	0	0	0	0	20,100
	Subtotal Statewide Ongoing Adjustments - Auditor	*95,900*	*0*	*0*	*0*	*0*	*95,900*
	One-time Adjustments						
F28	One-time employee bonus	23,300	0	0	0	0	23,300
	Subtotal One-time Adjustments - Auditor	*23,300*	*0*	*0*	*0*	*0*	*23,300*
	Total FY 2005 Auditor Adjustments	**119,200**	**0**	**0**	**0**	**0**	**119,200**
	Total FY 2005 Auditor Operating Budget	**$2,819,100**	**$0**	**$772,000**	**$0**	**$0**	**$3,591,100**
	Beginning Base Budget						
F29	FY 2004 appropriated budget	$6,698,500	$18,062,000	$297,600	$4,223,300	($4,997,400)	$24,284,000
F30	Adjustments for FY 2004 extra working day	(19,000)	(2,600)	(300)	(3,200)	0	(25,100)
F31	Adjustments for one-time FY 2004 appropriations	(502,000)	0	0	0	152,000	(350,000)
F32	Adjustments to funding levels	0	(3,901,800)	91,700	(16,800)	5,166,400	1,339,500
	Total Beginning Base Budget - Governor	**6,177,500**	**14,157,600**	**389,000**	**4,203,300**	**321,000**	**25,248,400**
	Statewide Ongoing Adjustments						
F33	Cost-of-living adjustments of 1%	46,500	7,500	800	16,100	0	70,900
F34	Internal service fund adjustments	10,200	(200)	0	500	0	10,500
F35	Retirement rate adjustments	53,400	8,900	900	9,100	0	72,300
F36	Health and dental insurance rate adjustments	30,500	6,700	900	8,200	0	46,300
	Subtotal Statewide Ongoing Adjustments - Governor	*140,600*	*22,900*	*2,600*	*33,900*	*0*	*200,000*

ELECTED OFFICIALS - BUDGET DETAIL (Continued)

		General Fund	Federal Funds	Dedicated Credits	Restricted/ Trust Funds	Other Funds	Total Funds
	Ongoing Adjustments						
F37	Crime Victim Reparations staff and space	0	0	0	98,300	0	98,300
F38	Utah Reads	50,000	0	0	0	0	50,000
F39	Federal Assistance Management Officer	81,000	0	0	0	0	81,000
F40	Chief Information Officer	152,000	0	0	0	0	152,000
	Subtotal Ongoing Adjustments - Governor	*283,000*	*0*	*0*	*98,300*	*0*	*381,300*
	One-time Adjustments						
F41	Mid-term elections printing costs	280,000	0	0	0	0	280,000
F42	Elections ballot requirements	34,500	0	0	0	0	34,500
F43	Gubernatorial transition	85,000	0	0	0	0	85,000
F44	One-time employee bonus	39,300	6,800	1,300	10,000	0	57,400
	Subtotal One-time Adjustments - Governor	*438,800*	*6,800*	*1,300*	*10,000*	*0*	*456,900*
	Total FY 2005 Governor Adjustments	**862,400**	**29,700**	**3,900**	**142,200**	**0**	**1,038,200**
	Total FY 2005 Governor Operating Budget	**$7,039,900**	**$14,187,300**	**$392,900**	**$4,345,500**	**$321,000**	**$26,286,600**
	Supplemental Adjustments						
F45	Elections administration	$700,000	$0	$0	$0	$0	$700,000
	Subtotal Supplemental Adjustments - Governor	*700,000*	*0*	*0*	*0*	*0*	*700,000*
	Total FY 2004 Governor Budget Adjustments	**$700,000**	**$0**	**$0**	**$0**	**$0**	**$700,000**
	Beginning Base Budget						
F46	FY 2004 appropriated budget	$823,600	$0	$189,500	$1,181,600	$0	$2,194,700
F47	Adjustments for FY 2004 extra working day	(2,600)	0	(200)	(2,600)	0	(5,400)
F48	Adjustments to funding levels	0	0	0	2,600	0	2,600
	Total Beginning Base Budget - Treasurer	**821,000**	**0**	**189,300**	**1,181,600**	**0**	**2,191,900**
	Statewide Ongoing Adjustments						
F49	Cost-of-living adjustments of 1%	13,600	0	600	6,900	0	21,100
F50	Internal service fund adjustments	1,700	0	0	200	0	1,900
F51	Market comparability adjustments	1,000	0	0	0	0	1,000
F52	Retirement rate adjustments	7,500	0	800	9,100	0	17,400
F53	Health and dental insurance rate adjustments	4,800	0	500	5,900	0	11,200
	Subtotal Statewide Ongoing Adjustments - Treasurer	*28,600*	*0*	*1,900*	*22,100*	*0*	*52,600*

ELECTED OFFICIALS - BUDGET DETAIL (Continued)

	General Fund	Federal Funds	Dedicated Credits	Restricted/ Trust Funds	Other Funds	Total Funds
One-time Adjustments						
F54 One-time employee bonus	5,400	0	500	8,100	0	14,000
Subtotal One-time Adjustments - Treasurer	*5,400*	*0*	*500*	*8,100*	*0*	*14,000*
Total FY 2005 Treasurer Adjustments	**34,000**	**0**	**2,400**	**30,200**	**0**	**66,600**
Total FY 2005 Treasurer Operating Budget	**$855,000**	**$0**	**$191,700**	**$1,211,800**	**$0**	**$2,258,500**

ELECTED OFFICIALS TOTALS

FY 2005 Operating Base Budget	$27,092,700	$15,385,900	$14,131,200	$6,880,300	$1,153,000	$64,643,100
FY 2005 Operating Ongoing and One-time Adjustments	2,153,800	29,700	344,900	203,200	0	2,731,600
FY 2005 Operating Appropriation	29,246,500	15,415,600	14,476,100	7,083,500	1,153,000	67,374,700
FY 2004 Operating Adjustments	1,479,400	0	0	0	0	1,479,400

ENVIRONMENTAL QUALITY

Joseph Brown, Analyst

Where Will My Taxes and Fees Go for Environmental Quality?
(Figure Based on Total FY 2005 Funding)

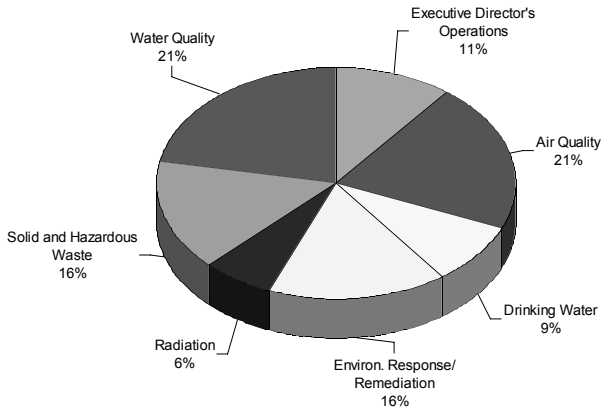

Highlighted Services

$43 million for Environmental Quality

- Protects public health and the environment from the harmful effects of air pollution
- Oversees the state's public drinking water systems and protects the public against water-borne health risks, altogether a total of 1,850 water sources
- Monitors approximately 220 licensees and 2,500 facilities, from dentist offices to hospitals, that have registered X-ray units
- Ensures proper management of solid and hazardous waste
- Aids in protecting surface and ground water quality of more than 16,000 miles of rivers and streams, 3,000 lakes and reservoirs, and approximately 510,000 acres of wetlands
- Implements waste cleanup plans and coordinates the agency's response to spills and accidents that threaten the environment

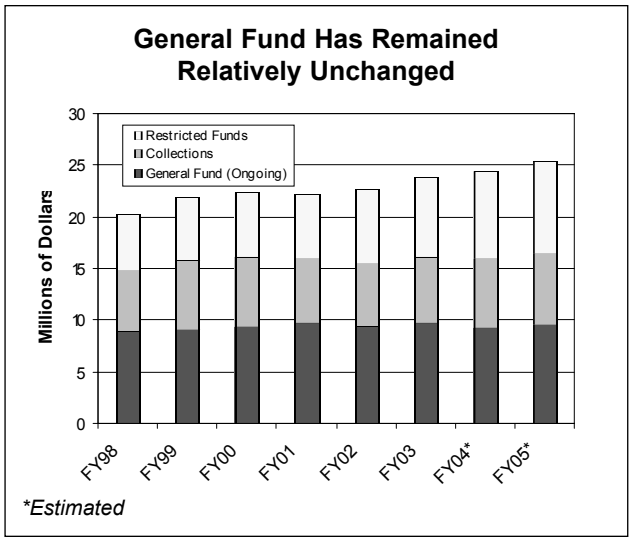

Funding increases have been in restricted funds and collections.

General Session Highlights
(All Funding Sources)

- $500,000 - High-level nuclear waste opposition
- $87,200 - Cost recovery attorney

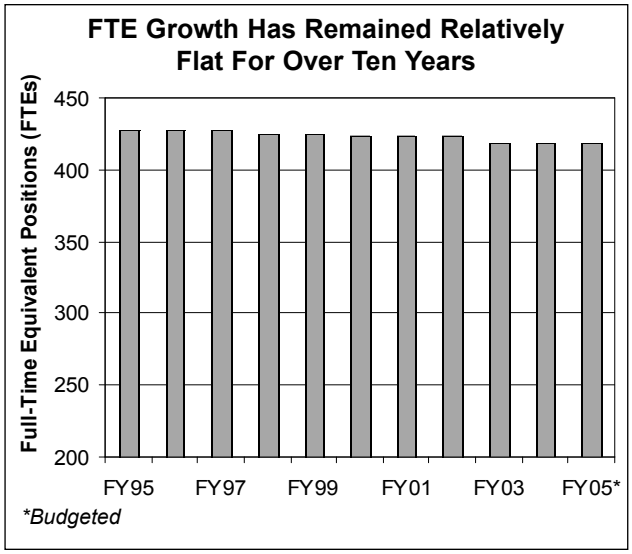

Overview

For FY 2005 the Department of Environmental Quality received an appropriation of $42,332,400 in total funds. This is a decrease of $896,200, or 2.1 percent, from FY 2004 levels. Most of the decrease is due to an estimated reduction in federal funds and a reduction in carryover balances. The FY 2005 state funds appropriation of $9,571,500 decreased $167,300, or 1.7 percent, from FY 2004 levels. However, the FY 2004 appropriation included $535,000 of one-time state funds. If these one-time funds were excluded, the appropriation from state funds for FY 2005 would have increased $367,700, or 4.0 percent, over FY 2004 amounts.

Budget Adjustments

For FY 2005 the legislature reapproved a one-time appropriation of $87,200 from the Petroleum Storage Tank Trust Fund to pay the salary costs of legal counsel retained through the Attorney General's Office. The legal counsel assists the department in pursuing the recovery of trust fund expenditures for the clean up of underground storage tanks that are not covered under the program. Any recovered costs will be deposited into the trust fund.

For FY 2004 the legislature approved a $500,000 General Fund supplemental for legal and technical expenses associated with litigation to keep high-level nuclear waste out of the state.

For FY 2005 a total of $797,600, including $268,500 in ongoing General Fund, was appropriated to provide department employees with a 1.0 percent cost-of-living salary adjustment, health and dental insurance rate increases, market comparability adjustments, and retirement rate increases. Another $215,500, including $71,600 in General Fund, was appropriated for a one-time employee bonus.

House Bill 13, *Hazardous Waste and Nonhazardous Solid Waste Fee and Tax Amendments* (Anderson), terminated a $28 per ton fee on hazardous waste and restored a $14 per ton fee on hazardous waste. The bill also eliminated a tax on certain hazardous waste and non-hazardous waste facilities imposed in last year's session. These changes will decrease revenues from fees that go into the Environmental Quality Restricted Account and revenues from taxes that go into the General Fund.

Legislative Intent Statements

Senate Bill 1

FY 2005, Item

220 Any unexpended groundwater permit administration fees are nonlapsing and authorized for use in the groundwater permit program in the following fiscal year to reduce fees charged.

Any unexpended funds in the air operating permit program are nonlapsing and authorized for use in the program in FY 2005 to reduce emission fees.

House Bill 3

FY 2004, Item

89 Funding of $500,000 for high-level nuclear waste is nonlapsing.

Table 19
ENVIRONMENTAL QUALITY
Operations Budget by Funding Source
Three-Year Comparison

	General Fund	Federal Funds	Dedicated Credits	Restricted/ Trust Funds	Other	Total	Est. Posi-tions
Executive Director							
Actual FY 2003	$1,787,000	$186,200	$0	$740,800	$1,988,200	$4,702,200	--
Authorized FY 2004	2,155,300	441,400	0	333,400	2,586,600	5,516,700	39.9
Appropriated FY 2005	1,756,500	374,700	0	346,700	2,064,300	4,542,200	39.9
Air Quality							
Actual FY 2003	2,289,200	2,592,800	4,045,300	0	(696,400)	8,230,900	--
Authorized FY 2004	1,950,600	3,572,900	3,777,700	0	(393,200)	8,908,000	103.3
Appropriated FY 2005	2,011,700	3,815,400	3,816,200	0	(869,200)	8,774,100	103.3
Drinking Water							
Actual FY 2003	1,147,400	2,383,800	147,600	53,100	(246,600)	3,485,300	--
Authorized FY 2004	1,179,000	2,512,600	147,900	54,300	(220,300)	3,673,500	36.5
Appropriated FY 2005	1,216,700	2,430,400	148,600	54,800	(218,500)	3,632,000	36.5
Environmental Response/Remediation							
Actual FY 2003	936,100	3,656,000	560,500	1,807,300	(833,100)	6,126,800	--
Authorized FY 2004	967,900	3,533,000	556,300	1,942,500	(421,000)	6,578,700	74.6
Appropriated FY 2005	995,400	3,709,600	572,100	1,961,900	(421,400)	6,817,600	74.6
Radiation							
Actual FY 2003	860,400	64,700	244,000	1,109,300	(254,600)	2,023,800	--
Authorized FY 2004	884,700	56,000	469,200	1,282,200	(20,300)	2,671,800	29.0
Appropriated FY 2005	915,200	50,000	440,000	1,304,600	(17,400)	2,692,400	29.0
Solid and Hazardous Waste							
Actual FY 2003	0	1,352,500	1,175,400	4,135,900	(1,106,100)	5,557,700	--
Authorized FY 2004	0	1,072,700	1,326,200	4,207,000	(131,000)	6,474,900	67.5
Appropriated FY 2005	0	1,097,200	1,353,800	4,307,600	(131,000)	6,627,600	67.5
Water Quality							
Actual FY 2003	2,519,000	3,605,400	582,300	848,200	(194,500)	7,360,400	--
Authorized FY 2004	2,601,300	5,590,200	551,000	862,600	(200,100)	9,405,000	67.3
Appropriated FY 2005	2,676,000	4,583,300	563,300	881,400	542,500	9,246,500	67.3
TOTAL OPERATIONS BUDGET							
Actual FY 2003	$9,539,100	$13,841,400	$6,755,100	$8,694,600	($1,343,100)	$37,487,100	--
Authorized FY 2004	9,738,800	16,778,800	6,828,300	8,682,000	1,200,700	43,228,600	418.1
Appropriated FY 2005	9,571,500	16,060,600	6,894,000	8,857,000	949,300	42,332,400	418.1

ENVIRONMENTAL QUALITY - BUDGET DETAIL

		General Fund	Federal Funds	Dedicated Credits	Restricted/ Trust Funds	Other Funds	Total Funds
	Beginning Base Budget						
G1	FY 2004 appropriated budget	$9,238,800	$15,059,300	$6,680,800	$8,682,000	$1,128,100	$40,789,000
G2	Adjustments for one-time FY 2004 appropriations	0	0	0	(87,200)	0	(87,200)
G3	Adjustments for FY 2004 extra working day	(35,000)	0	0	(17,800)	0	(52,800)
G4	Adjustments to funding levels	0	681,300	55,700	(1,100)	(185,000)	550,900
	Total Beginning Base Budget - Environmental Quality	**9,203,800**	**15,740,600**	**6,736,500**	**8,575,900**	**943,100**	**41,199,900**
	Statewide Ongoing Adjustments						
G5	Cost-of-living adjustments of 1%	82,600	75,500	37,500	41,400	1,600	238,600
G6	Internal service fund adjustments	3,600	1,600	1,300	1,700	0	8,200
G7	Market comparability adjustments	20,600	23,600	6,400	11,900	0	62,500
G8	Retirement rate adjustments	106,600	98,200	48,900	54,400	2,000	310,100
G9	Health and dental insurance rate adjustments	58,700	54,100	30,300	42,100	1,200	186,400
	Subtotal Statewide Ongoing Adjustments - Environmental Quality	*272,100*	*253,000*	*124,400*	*151,500*	*4,800*	*805,800*
	Ongoing Adjustments						
G10	Local health department COLA	12,000	0	0	0	0	12,000
	Subtotal Ongoing Adjustments - Environmental Quality	*12,000*	*0*	*0*	*0*	*0*	*12,000*
	One-time Adjustments						
G11	One-time employee bonus	71,600	67,000	33,100	42,400	1,400	215,500
G12	Remediation - attorney costs for underground storage tank recovery	0	0	0	87,200	0	87,200
G13	Local health department funding adjustment	12,000	0	0	0	0	12,000
	Subtotal One-time Adjustments - Environmental Quality	*83,600*	*67,000*	*33,100*	*129,600*	*1,400*	*314,700*
	Total FY 2005 Environmental Quality Adjustments	**367,700**	**320,000**	**157,500**	**281,100**	**6,200**	**1,132,500**
	Total FY 2005 Environmental Quality Operating Budget	**$9,571,500**	**$16,060,600**	**$6,894,000**	**$8,857,000**	**$949,300**	**$42,332,400**
	Supplemental Adjustments						
G14	High-level nuclear waste opposition office	$500,000	$0	$0	$0	$0	$500,000
	Subtotal Supplemental Adjustments - Environmental Quality	*500,000*	*0*	*0*	*0*	*0*	*500,000*
	Total FY 2004 Environmental Quality Budget Adjustments	**$500,000**	**$0**	**$0**	**$0**	**$0**	**$500,000**

ENVIRONMENTAL QUALITY TOTALS

FY 2005 Operating Beginning Base Budget	$9,203,800	$15,740,600	$6,736,500	$8,575,900	$943,100	$41,199,900
FY 2005 Operating Ongoing and One-time Adjustments	367,700	320,000	157,500	281,100	6,200	1,132,500
FY 2005 Operating Appropriation	9,571,500	16,060,600	6,894,000	8,857,000	949,300	42,332,400
FY 2004 Operating Adjustments	500,000	0	0	0	0	500,000

HEALTH

Nathan Checketts, Analyst

Where Will My Taxes Go for Health?
(Figure Based on Total FY 2005 Funding)

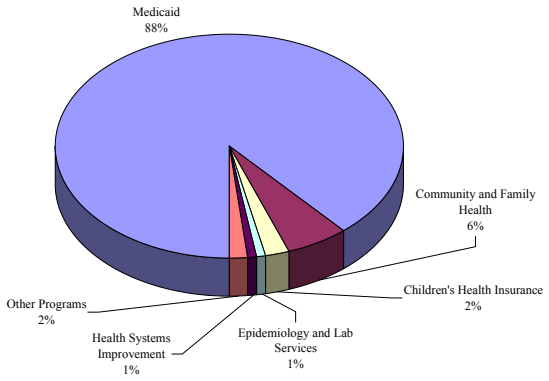

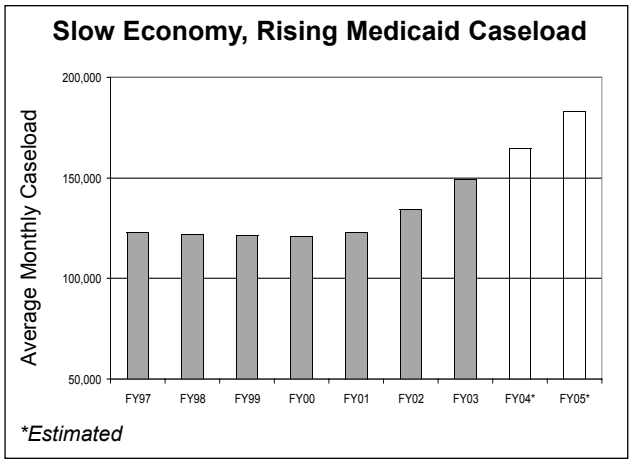

Caseload growth is projected to average 10 percent a year from FY 2001 to FY 2005.

Highlighted Services

$1.5 billion for Medicaid
- Health care for 180,000 individuals
- Primary health care for 25,000 individuals

$98 million for Community and Family Health
- Tobacco cessation services for 6,000 smokers
- 118,000 vaccine doses for children and adults
- Cancer screening for 8,000 women

$37 million for Children's Health Insurance (CHIP)
- Health and dental care for 28,000 children

$15 million for Epidemiology and Lab Services
- Detection and investigation of communicable diseases, including *E. coli* and influenza
- Enhanced capacity to rapidly detect and respond to bioterrorism events

$14 million for Health Systems Improvement
- Basic health and safety inspections in 682 health care and 2,700 child care facilities
- Statewide efforts to reduce the estimated 327 deaths/year due to medical errors in hospitals

$29 million for other services, such as local health department funding

General Session Highlights
(All Funding Sources)

Medicaid
- $83.2 million - Caseload growth
- $35.1 million - Potential nursing care facilities rate increase
- $25.9 million - Other inflation increases
- $3.6 million - One-time adult dental

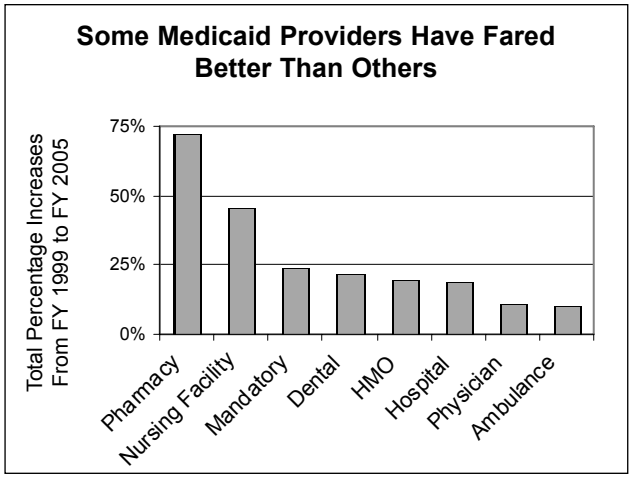

When resources were limited, increases for pharmacy have outpaced increases for other providers.

Overview

The Department of Health (Health) was appropriated $1,536,132,800 in total funds for FY 2004. The General Fund appropriation of $226,766,700 is a 2.9 percent decrease from the FY 2003 actual expenditures. This reduction occurred because of a one-time increase in federal Medicaid dollars in FY 2004, which allowed the state to spend fewer General Fund dollars.

Health was appropriated $1,708,925,300 in total funds for FY 2005. The General Fund appropriation of $287,096,500 is a 26.6 percent increase from the FY 2004 authorized amount. This sharp increase in General Fund expenditures occurred in part because of the loss of the one-time enhanced federal Medicaid match.

Budget Adjustments

For FY 2004 the legislature replaced $37,347,300 in General Fund with $32,000,000 in federal funds and $5,347,300 from the Medicaid Restricted Account. Because the federal Jobs and Growth Tax Relief Reconciliation Act of 2003 temporarily increased the federal share of Medicaid funding for part of FY 2003 and all of FY 2004, the legislature was able to decrease the FY 2004 General Fund appropriation for Medicaid without reducing benefits or eligibility. In addition, the legislature provided Health with $460,000 in General Fund and $964,000 in federal funds to connect existing information technology systems with a new eligibility system (known as e-REP) being developed through the Department of Workforce Services.

For FY 2005 the legislature increased Health's General Fund appropriation by $18,566,400 for Medicaid caseload growth and increased program utilization, including $208,500 for growth in the care of the mentally retarded. The legislature also appropriated $6,762,600 in General Fund for inflationary increases in pharmacy, hospital, and other Medicaid provider rates. Senate Bill 128, *Long-term Care Facilities Amendments* (Blackham), created a nursing care facility assessment that proposes to raise the facilities' Medicaid reimbursement rates with $9,800,000 from the assessment and $25,250,100 from federal matching funds. The facilities' Medicaid reimbursement rates will rise 27.3 percent under this plan.

In addition, the legislature made a one-time appropriation of $1,000,000 in General Fund for the emergency restoration of selected Medicaid dental services for some adults. The legislature also increased funding for the Primary Care Grant program by $100,000 in General Fund for FY 2005 only. Through Senate Bill 135, *Center for Multicultural Health* (Evans, J.), the legislature appropriated $50,000 in General Fund to establish the Center for Multicultural Health. House Bill 86, *Primary Care Network Amendments* (Holdaway), used $65,000 in General Fund to lower annual fees in the network for individuals with very low incomes. Also, local health departments received ongoing funds equivalent to a 1.0 percent cost-of-living adjustment along with a one-time funding adjustment.

For FY 2005 a total of $2,387,400 in ongoing funds, including $859,800 in General Fund, was appropriated to provide Health funding for a 1.0 percent cost-of-living salary adjustment, health and dental insurance rate increases, market comparability adjustments, and retirement rate increases. Another $670,100 in total funds, including $230,900 in General Fund, was appropriated for a one-time employee bonus.

Future Budget Issues

Because projected state revenue growth in FY 2005 failed to keep pace with budget demands, only some Medicaid providers received inflation increases in their reimbursement rates. Some providers, including pharmacy and Medicare-related programs, have received consistent increases in recent years. In FY 2005 nursing care facilities are scheduled to receive a large increase in their rates through an assessment that will bring significant federal matching funds. However,

other providers have had limited or no increases in recent years. Despite receiving some increases this year, significant reimbursement concerns continue with physicians, dentists, ambulance services, and other Medicaid providers.

For FY 2005 only, the legislature provided one-time funding for select Medicaid dental services for the elderly, blind, or disabled. The one-time restoration of these services will not reduce the push to make these services permanent nor the desire to expand the services to other adults on Medicaid. In addition, Medicaid clients will continue to seek the restoration of vision services, which were cut at the same time that adult dental services were cut.

Since the Fifth Special Session of the legislature in 2002, the legislature has moved $62,278,100 in tobacco settlement funds to the General Fund or the Rainy Day Fund. In addition, during the 2003 General Session, the legislature increased ongoing program expenditures from tobacco settlement funds by allocating $1,500,000 to the Children's Health Insurance Program (CHIP). House Bill 260, *Tobacco Fund Allocation Amendments* (Seitz), directed a greater percentage of tobacco settlement payments to the Tobacco Settlement Restricted Account in order to ensure that all programs currently funded by the account will have sufficient funding through FY 2006. However, the account will begin to experience shortfalls in FY 2007 and recent tobacco litigation has raised questions about the long-term sustainability of settlement payments. Therefore, policy makers will need to revisit this issue.

Legislative Intent Statements

Senate Bill 1

FY 2005, Item

112 Fees collected for the purpose of plan reviews by the Bureau of Licensing are nonlapsing.

Civil money penalties collected for child care and health care provider violations are nonlapsing.

Funds for the Primary Care Grants Program are nonlapsing and are not to be expended for inter-departmental projects except for Community Partnered Mobile Dental Services.

115 Funds for alcohol, tobacco, and other drug prevention, reduction, cessation, and control programs are nonlapsing.

117 Health shall improve the oral health status of Medicaid recipients, especially people with disabilities and children, as funding permits by increasing reimbursement for dental services and implementing a case management system and an early intervention/prevention and education program.

Health shall continue to reimburse nursing care facilities based on the Resource Utilization Group System (RUGS), which went into effect in FY 2003. Over a three year period ending December 31, 2005, Health should maintain a rule that phases out the component of property payments that is based on varying individual nursing facility property costs.

Health is to consider replacing the current property component of RUGS with a fair rental market value model which compensates skilled and intermediate care facilities for capital improvements. Health is to consider that capital improvements recognized under the fair rental model not be based on traditional cost-based methods to calculate property rates or individual facility appraisal methodologies. Health is to report on the implementation of this program during the 2005 General Session.

Health is to utilize $3,576,500 ($1,000,000 General Fund) in one-time FY 2005 funding for dental services for Medicaid clients who are aged, blind, or disabled. This funding is for root canals and related services. Health is to discontinue these services any time during FY 2005 when this allocation is completely spent.

House Bill 3

FY 2005, Item

38 Health shall repeal its rule and that part of the state plan that requires nursing care facilities to charge their private pay residents the same rate or more than the nursing care facilities Medicaid reimbursement rate.

39 Health shall use $3,576,500 ($1,000,000 General Fund) to augment reimbursement rates paid to hospitals in the Medicaid program.

House Bill 1

FY 2004, Item

42 Funds appropriated for the electronic Resource Eligibility Program (known as e-REP) enhancements are nonlapsing.

Table 20
HEALTH
Operations Budget by Funding Source
Three-Year Comparison

	General Fund	Federal Funds	Dedicated Credits	Restricted/ Trust Funds	Other	Total	Est. Posi-tions
Executive Director							
Actual FY 2003	$5,963,100	$9,657,900	$1,665,000	$213,000	($94,200)	$17,404,800	--
Authorized FY 2004	5,392,700	19,429,900	2,928,700	213,000	(229,900)	27,734,400	209.2
Appropriated FY 2005	5,553,800	18,478,400	2,567,000	213,000	146,900	26,959,100	208.4
Health Systems Improvement							
Actual FY 2003	4,566,000	4,243,500	3,812,500	0	493,900	13,115,900	--
Authorized FY 2004	4,442,900	4,266,700	3,985,300	0	971,200	13,666,100	130.7
Appropriated FY 2005	4,697,000	4,415,300	4,100,700	0	802,400	14,015,400	131.2
Epidemiology and Lab Services							
Actual FY 2003	4,218,000	7,822,100	2,681,000	270,800	(290,800)	14,701,100	--
Authorized FY 2004	4,047,000	7,548,600	2,867,400	277,600	319,900	15,060,500	141.3
Appropriated FY 2005	4,217,000	7,586,600	2,948,900	293,600	7,000	15,053,100	140.7
Community and Family Health							
Actual FY 2003	7,590,000	57,163,600	15,907,100	8,930,100	3,546,200	93,137,000	--
Authorized FY 2004	8,401,800	61,211,900	14,941,800	9,193,200	4,691,500	98,440,200	301.1
Appropriated FY 2005	8,560,400	61,403,200	14,410,300	9,280,500	4,691,900	98,346,300	295.2
Health Care Financing							
Actual FY 2003	9,454,200	41,870,400	10,500,800	0	11,116,300	72,941,700	--
Authorized FY 2004	9,849,600	41,481,100	10,912,800	0	11,208,400	73,451,900	454.5
Appropriated FY 2005	9,561,100	39,722,600	10,771,000	300,000	11,208,400	71,563,100	455.5
Health Clinics[a]							
Actual FY 2003	629,400	747,700	3,031,000	0	18,800	4,426,900	--
Authorized FY 2004	946,900	0	3,033,900	0	18,800	3,999,600	62.0
Appropriated FY 2005	1,019,200	0	3,130,100	0	18,800	4,168,100	62.5
Medicaid - Base Program[a]							
Actual FY 2003	198,954,100	641,836,500	47,873,900	1,573,000	33,149,900	923,387,400	--
Authorized FY 2004	191,673,200	781,571,800	61,761,200	5,347,300	43,735,300	1,084,088,800	8.8
Appropriated FY 2005	251,446,800	869,824,400	71,612,400	9,800,000	47,372,400	1,250,056,000	8.5
Medicaid - Human Services							
Actual FY 2003	0	122,513,900	0	0	49,834,400	172,348,300	--
Authorized FY 2004	0	129,571,500	0	0	51,394,300	180,965,800	0.0
Appropriated FY 2005	0	136,050,100	0	0	53,964,000	190,014,100	0.0
Children's Health Insurance Program							
Actual FY 2003	0	21,936,700	452,000	5,496,800	1,663,300	29,548,800	--
Authorized FY 2004	0	28,924,300	650,000	7,003,200	135,400	36,712,900	0.0
Appropriated FY 2005	0	28,917,300	650,000	7,006,200	135,400	36,708,900	0.0
Local Health Departments							
Actual FY 2003	2,085,700	0	0	0	0	2,085,700	--
Authorized FY 2004	2,012,600	0	0	0	0	2,012,600	0.0
Appropriated FY 2005	2,041,200	0	0	0	0	2,041,200	0.0
TOTAL OPERATIONS BUDGET							
Actual FY 2003	$233,460,500	$907,792,300	$85,923,300	$16,483,700	$99,437,800	$1,343,097,600	--
Authorized FY 2004	226,766,700	1,074,005,800	101,081,100	22,034,300	112,244,900	1,536,132,800	1,307.6
Appropriated FY 2005	287,096,500	1,166,397,900	110,190,400	26,893,300	118,347,200	1,708,925,300	1,302.0

(a) Expenditures previously reported under Utah Medical Assistance Program have been divided between the Health Clinics and the Medicaid - Base Program.

HEALTH - BUDGET DETAIL

		General Fund	Federal Funds	Dedicated Credits	Restricted/ Trust Funds	Other Funds	Total Funds
	Beginning Base Budget						
H1	FY 2004 appropriated budget	$263,764,700	$983,353,700	$107,144,400	$16,687,000	$92,014,600	$1,462,964,400
H2	Adjustments for one-time FY 2004 appropriations	(5,600)	0	0	0	0	(5,600)
H3	Adjustments for FY 2004 extra working day	(81,700)	(101,600)	(22,000)	(4,300)	(14,800)	(224,400)
H4	Adjustments to funding levels	0	70,342,800	(551,400)	0	25,295,600	95,087,000
	Total Beginning Base Budget - Health	**263,677,400**	**1,053,594,900**	**106,571,000**	**16,682,700**	**117,295,400**	**1,557,821,400**
	Statewide Ongoing Adjustments						
H5	Cost-of-living adjustments of 1%	223,200	299,500	81,300	21,400	11,800	637,200
H6	Internal service fund adjustments	(179,600)	(206,500)	2,700	1,200	0	(382,200)
H7	Market comparability adjustments	140,900	90,300	75,800	14,200	3,600	324,800
H8	Retirement rate adjustments	281,000	387,100	92,300	27,400	15,400	803,200
H9	Health and dental insurance rate adjustments	214,700	297,900	76,300	21,600	11,700	622,200
	Subtotal Statewide Ongoing Adjustments - Health	*680,200*	*868,300*	*328,400*	*85,800*	*42,500*	*2,005,200*
	Ongoing Adjustments						
	Community and Family Health Systems						
H10	Center for Multicultural Health (SB 135)	50,000	0	0	0	0	50,000
	Health Care Financing						
H11	Administration of nursing care facility assessment (SB 128; HB 3, Item 38)	(200,000)	100,000	0	300,000	0	200,000
H12	Primary Care Network annual fee reduction (HB 86; HB 3, Item 37)	65,000	65,000	(130,000)	0	0	0
	Medicaid						
H13	Caseload/utilization growth at 9.3%	18,357,900	60,540,500	2,702,200	0	996,900	82,597,500
H14	Caseload/utilization growth for ICF/MR, portability at 3.0%	208,500	537,000	0	0	0	745,500
H15	Change in federal match rate	(3,864,600)	3,864,600	0	0	0	0
H16	Inflation for pharmacy at 12.0%	4,952,600	14,022,900	490,000	0	0	19,465,500
H17	Inflation for mandatory groups (FQHC, etc.) at 4.7%	407,600	1,050,200	0	0	0	1,457,800
H18	Inflation for hospitals at 1.7%	1,000,000	2,576,500	0	0	0	3,576,500
H19	Inflation for dentists, physicians, and ambulance services at various rates	402,400	1,036,800	0	0	0	1,439,200
H20	Inflation for nursing care facilities at 27.3% (SB 128; HB 3, Item 41)	0	25,250,100	0	9,800,000	0	35,050,100
H21	Additional Office of Recovery Services collections (SB 30; HB 3, Item 40)	0	0	141,400	0	0	141,400
	Local Health Departments						
H22	Cost-of-living adjustments of 1%	14,300	0	0	0	0	14,300
	Subtotal Ongoing Adjustments - Health	*21,393,700*	*109,043,600*	*3,203,600*	*10,100,000*	*996,900*	*144,737,800*

HEALTH - BUDGET DETAIL (Continued)

		General Fund	Federal Funds	Dedicated Credits	Restricted/ Trust Funds	Other Funds	Total Funds
	One-time Adjustments						
H23	One-time employee bonus	230,900	314,600	87,400	24,800	12,400	670,100
	Health Systems Improvement						
H24	Primary care grants	100,000	0	0	0	0	100,000
	Medicaid						
H25	Emergency needs stop-gap for adult dental	1,000,000	2,576,500	0	0	0	3,576,500
	Local Health Departments						
H26	Funding adjustment	14,300	0	0	0	0	14,300
	Subtotal One-time Adjustments - Health	*1,345,200*	*2,891,100*	*87,400*	*24,800*	*12,400*	*4,360,900*
	Total FY 2005 Health Adjustments	**23,419,100**	**112,803,000**	**3,619,400**	**10,210,600**	**1,051,800**	**151,103,900**
	Total FY 2005 Health Operating Budget	**$287,096,500**	**$1,166,397,900**	**$110,190,400**	**$26,893,300**	**$118,347,200**	**$1,708,925,300**
	Supplemental Adjustments						
H27	Internal service fund adjustments	($110,700)	($118,700)	($1,300)	$0	$0	($230,700)
	Medicaid						
H28	e-REP eligibility system interface	460,000	964,000	0	0	0	1,424,000
H29	Federal FMAP relief adjustment	(32,000,000)	32,000,000	0	0	0	0
H30	Replaced General Fund with Medicaid Restricted Account	(5,347,300)	0	0	5,347,300	0	0
	Subtotal Supplemental Adjustments - Health	*(36,998,000)*	*32,845,300*	*(1,300)*	*5,347,300*	*0*	*1,193,300*
	Total FY 2004 Health Budget Adjustments	**($36,998,000)**	**$32,845,300**	**($1,300)**	**$5,347,300**	**$0**	**$1,193,300**
	HEALTH TOTALS						
	FY 2005 Operating Base Budget	$263,677,400	$1,053,594,900	$106,571,000	$16,682,700	$117,295,400	$1,557,821,400
	FY 2005 Operating Ongoing and One-time Adjustments	23,419,100	112,803,000	3,619,400	10,210,600	1,051,800	151,103,900
	FY 2005 Operating Appropriation	287,096,500	1,166,397,900	110,190,400	26,893,300	118,347,200	1,708,925,300
	FY 2004 Operating Adjustments	(36,998,000)	32,845,300	(1,300)	5,347,300	0	1,193,300

HIGHER EDUCATION

Race Davies, Analyst

Where Will My Taxes Go for Higher Education?
(Figure Based on Total FY 2005 Funding)

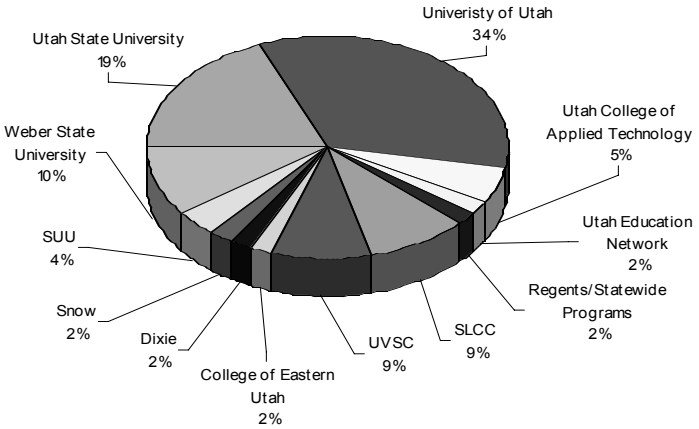

Highlighted Services

$922 million for the Utah System of Higher Education
- About 128,000 students attend Utah's nine traditional colleges and universities
- Faculty and staff bring about $425 million in external research and development grants

$45 million for the Utah College of Applied Technology
- UCAT's nine campuses train over 50,000 adults and 13,000 secondary students in over 100 skill areas
- UCAT provides over 250,000 hours of Custom Fit training to employees of business and industry

$21 million for the Utah Education Network
- Nearly 6,200 high school and college students take classes through the EDNET videoconferencing system
- Traffic more than doubles every 18 months on UEN's Wide Area Network, which provides over 200 mission-critical network applications for Utah school and colleges

General Session Highlights
(All Funding Sources)

$59.3 million in total new funds
- A 6.4% increase over FY 2004
- $17.6 million for benefits and compensation

$23.5 million in new state tax funds, including:
- $12.8 million - Benefits and compensation
- $4.6 million - USHE enrollment growth
- $1.5 million - Student financial aid
- $1.8 million - Engineering/nursing initiatives
- $1.4 million - UCAT growth and leases

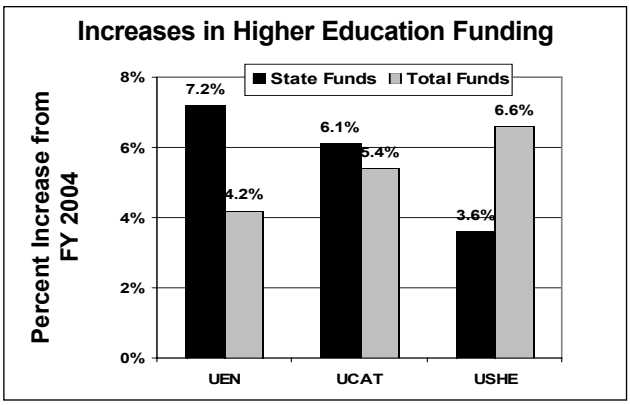

Overview

The Utah System of Higher Education (USHE), including the Utah College of Applied Technology (UCAT); the Utah Education Network (UEN); and the Medical Education Council (MEC) are considered in this section. Their collective mission is to provide academic, professional, and vocational learning opportunities designed to advance the intellectual, cultural, social, and economic well-being of the state and its people.

USHE consists of nine colleges and universities that are governed by the State Board of Regents and UCAT, which consists of nine regional applied technology institutions. UCAT has a separate state board of trustees that prepares budget requests that are submitted directly to the governor and the legislature.

UEN is a collaboration of higher and public education with two public television stations and statewide education technology networks that colleges, schools, and libraries use to deliver educational opportunities and services throughout the state. In addition, the state's schools and colleges use the UEN Wide Area Network to accomplish over 200 mission-critical activities.

MEC conducts studies of needs for health care professionals in the state and seeks to increase and more effectively distribute federal funding for graduate training of health care professionals, including medical residents.

For FY 2005 final legislative actions appropriated a total of $987,710,300 for higher education. This is an increase of $59,286,000, or 6.4 percent, from the total appropriation for FY 2004. The increase in state funds is $23,493,200 or 3.8 percent.

Budget Adjustments

Utah System of Higher Education (not including UCAT)

The FY 2005 appropriation for USHE is $921,620,300, which is an increase of $56,694,000, or 6.6 percent, over FY 2004. Of this increase $37,043,600 is from a general first-tier tuition increase of 3.0 percent and second-tier tuition increases of between 5.0 and 11.5 percent at the nine state colleges and universities. State fund appropriations for USHE total $585,621,300, which is an increase of $20,100,400 or 3.6 percent.

Ongoing General Fund increases include $4,600,000 for enrollment growth; $4,248,300 for the equivalent of a 1.0 percent increase in salaries and wages; and $3,909,400 to pay for increases in health, dental, and retirement benefit costs. Other ongoing General Fund increases include $100,000 for the Campus Compact program to promote public service activities by college students, $100,000 for paleontology at Dixie State College, $200,000 for archeology at the University of Utah, and $675,000 for a new nursing initiative, which will require recipient institutions to match the state funds. An appropriation of $3,475,200 in General Fund provides a one-time bonus for employees.

Other General Fund increases are $50,000 one time for nursing programs at Southern Utah University, $1,000,000 ($500,000 one time) for the initiative to double the number of engineering and computer science graduates, $300,000 ($180,000 one time) for the Climate Center at Utah State University, and $1,500,000 one time for student financial aid. The financial aid increase includes $407,200 for growth in the New Century Scholarship Program, which pays 75 percent of upper division tuition for about 250 Utah students who have earned the equivalent of a two-year associates degree by the Fall after the graduation of their high school class.

Utah College of Applied Technology

For FY 2005 the legislature appropriated $44,855,400 for UCAT, which is an increase of $2,297,000, or 5.4 percent, over FY 2004. All of the increase is from the General Fund, which increased by 6.1 percent. Of the total appropriations, $4,883,500 is from tuition.

For a 1.0 percent increase in salaries and wages, UCAT received $269,200 in General Fund for FY 2005. An additional General Fund appropriation of $226,400 was provided to fund a one-time bonus for employees. UCAT also received ongoing General Fund increases of $471,500 for health and dental benefits, $850,000 for enrollment growth, and $478,800 to lease additional facilities.

Utah Education Network

For FY 2005 the legislature appropriated $21,211,600 to UEN. This is an increase of $853,900 or 4.2 percent over FY 2004. General Fund appropriations increased $1,079,400 or 7.2 percent. Specific increases include $54,400 ongoing funds for a 1.0 percent increase in salaries and wages and $45,300 for a one-time bonus to employees. An additional $103,400 in ongoing General Fund was appropriated to help cover increases in the cost of employee benefits for retirement as well as health and dental insurance.

UEN received one-time General Fund increases of $240,000 to convert the EDNET distance learning system to digital, Internet-based technology; $260,000 for numerous web-based tools and support services utilized by public and higher education; and $400,000 to leverage an estimated $650,000 in federal E-rate funds that will be used with the state funds to improve the capacity, reliability, and security of UEN's rapidly expanding Wide Area Network.

Future Budget Issues

In addition to anticipated increases in expenses for the coming fiscal year, USHE has often requested ongoing funding for certain operational costs that were not funded in previous years. For FY 2005 USHE requested $43,607,500 for 10,553 unfunded students, $21,372,600 for past and anticipated increases in fuel and power costs, and $2,444,400 for operation and maintenance of new facilities. Legislative intent language directs USHE institutions to use internal reallocation of funds to cover the entire amount of the fuel and power costs and operations and maintenance costs, as well as $10,853,900 for unfunded growth. USHE will likely request a FY 2006 appropriation to cover at least part of over $30 million for past unfunded growth.

With only a 1.0 percent ongoing increase in funding for salaries and wages in the last three fiscal years, USHE will push for additional compensation increases for FY 2006. In addition, higher education officials can be expected to resist any suggestions for individual colleges and universities to continue funding ongoing costs of operation and maintenance of new buildings through internal reallocation of existing resources.

Efforts will likely be made to expand the FY 2005 initiative to increase the number of registered nurses in the state. Additional funding will also be requested to continue implementation of state's engineering and New Century scholarship initiatives.

With regard to capital funding, efforts will be made to gain appropriations or bonding authority for building projects that were requested but not funded at colleges and universities in FY 2005, including renovations and seismic upgrades at the University of Utah Marriott Library.

Legislative Intent Statements

Senate Bill 1

FY 2005, Item

67 UCAT shall complete and submit all financial reports (i.e., A-1s, R-1s, S-10s,

etc.), as well as the approved consolidated budget request from the UCAT Board of Trustees, by November 1 of each fiscal year.

67, 136, 145, 147, 151, 154, 157, 163, 165, 168
A study shall be performed with USHE, UCAT, and public education of applied technology education in the state by the Office of the Legislative Fiscal Analyst (LFA) in conjunction with the Governor's Office of Planning and Budget (GOPB), and a report of the study shall be presented to the Executive Appropriation Committee by October 2005 and to the appropriate legislative appropriation subcommittees during the 2006 General Session.

128, 130, 131, 135, 136, 138-145, 147, 151, 153,154, 157, 160, 163, 165, 167, 168
Any salary increases are to be distributed to faculty, professional, and classified employees in an equitable manner.

128, 136, 145, 147, 151, 154, 157, 163, 165
All USHE institutions shall use facility operations and maintenance (O&M) funding consistent with state agencies only for O&M purposes.

128, 136, 145, 147, 151, 154, 157, 163, 165, 168
The USHE Council of Presidents and representatives of the State Board of Regents (SBR) shall work with legislators, LFA, and a representative of GOPB to review, refine, and propose a funding formula for higher education that will reduce dependence on growth funding; link funding to measurable systemwide and institutional performance indicators; include a plan that would be implemented by FY 2007 to eliminate the backlog of unfunded enrollment; and respond to changes in costs of instruction, market demand, and student performance while recognizing differences in institutional roles and missions. The study shall include consideration of fuel and power rate increases, operation and maintenance of new facilities, financial aid, second tier tuition, developmental education, and unfunded enrollment growth.

128, 136, 145, 147, 151, 154, 157, 163, 165, 168
USHE shall complete and submit all financial reports (i.e., A-1s, R-1s, S-10s, S-12s, etc.) to LFA by November 1 of each fiscal year.

128, 136, 145, 147, 151, 154, 157, 163, 165, 168
SBR shall promote greater energy efficiency on each campus and report during the interim to the subcommittee on higher education on implementation of long term plans to control and manage energy costs. An energy work group consisting of representatives from higher education, LFA, GOPB, and the Utah Energy Office shall continue to develop a viable plan to manage the energy costs for all state entities and report to the Higher Education Appropriations Subcommittee in the interim.

128, 136, 145, 147, 151, 154, 157, 163, 165, 168
The proposed 4.5 percent first tier tuition increase for FY 2005 shall be reduced to 3.0 percent and shall be used to cover the compensation package. The LFA shall make other adjustments in the rate to reflect the final decision on employee compensation by the Executive Appropriation Committee. Presidents of USHE institutions shall be allowed to use second tier tuition increases for FY 2005 to cover institutional needs of their campuses, but second tier tuition increases for undergraduates shall not exceed 5.0 percent at Dixie State College, College of Eastern

Utah, and Salt Lake Community College; 6.0 percent at Snow College and Utah State University; 7.0 percent at the University of Utah and Weber State University; 8.0 percent at Southern Utah University; and 11.5.percent at Utah Valley Community College.

128, 136, 145, 147, 151, 154, 157, 163, 165, 168
Except as appropriated by the legislature for FY 2005, institutions of higher education shall have full flexibility to address the $34,670,900 identified by the Higher Education Appropriations Subcommittee as reallocation funds for the costs of fuel and power ($21,372,600), operation and maintenance of new facilities ($2,444,400), and student growth ($10,853,900), and $34,670,900 shall be the amount used to offset future funding considerations for those costs, as allocated by the Commissioner of Higher Education in consultation with the institutional presidents.

128, 145, 147, 154, 157, 163, 165, 176
Institutions receiving nursing initiative funding shall provide a one to one match through internal reallocation or from private donations.

130 The University of Utah's School of Medicine shall present a report to the Higher Education Appropriation Subcommittee on their full implementation of admission standards, policies, and practices designed to select and graduate the most highly qualified and competent doctors for the citizens of Utah.

131 The Miner's Hospital shall pay $1,000,000 for the disabled miner's settlement from the Land Grant Trust Fund until 2008; the funds shall not be used to subsidize the Orem Clinic of the University of Utah Hospitals and Clinics; and the hospital shall prepare an annual report accounting for the funds and documenting the services provided to disabled miners.

136 To the extent allowed by law, Utah State University may include in its annual fuel and power budget request the payments to be made under an Energy Savings Agreement entered into under Section 63-9-67, UCA, for a cogeneration and central chilled water plant.

179 SBR in consultation with the Utah Academic Library Consortium should coordinate the acquisition of library materials for the ten USHE institutions.

180 UEN shall pursue the following performance goals in FY 2005: Internet bandwidth utilization at 65 percent of capacity, network health at 99 percent of reliability, technology delivered instruction to 3,100 full time equivalent students, and web resources with 6,000,000 visitors to the top 25 web sites.

House Bill 3

FY 2005, Item

59 Nursing initiative funds appropriated in Senate Bill 1, *Appropriations Act* (Blackham), and House Bill 3, *Supplemental Appropriations Act II* (Bigelow), shall maximize state resources through increased support of two-year Registered Nurse programs to reduce workforce shortages and shall be distributed as follows: University of Utah - $150,000, Weber State University - $100,000, Salt Lake Community College - $100,000, College of Eastern Utah - $50,000, Utah Valley State College - $75,000, Southern Utah University - $75,000, Snow College - $50,000, and Dixie State College - $75,000.

Table 21
HIGHER EDUCATION
Operations Budget by Funding Source
Three-Year Comparison

	General Fund	School Funds	Federal Funds	Dedicated Credits	Restricted/ Trust Funds	Other	Total
University of Utah							
Actual FY 2003	$204,182,900	$71,700	$0	$89,365,000	$8,284,500	($794,600)	$301,109,500
Authorized FY 2004	132,120,600	71,800,000	0	101,326,200	8,284,500	34,500	313,565,800
Appropriated FY 2005	101,789,600	108,865,500	0	117,552,900	8,284,500	34,500	336,527,000
Utah State University							
Actual FY 2003	123,157,200	40,800	3,975,200	45,955,000	0	(796,800)	172,331,400
Authorized FY 2004	124,331,100	0	3,902,300	51,670,100	0	1,250,400	181,153,900
Appropriated FY 2005	127,833,700	0	3,902,300	54,945,400	0	827,700	187,509,100
Weber State University							
Actual FY 2003	54,615,100	345,000	0	31,758,400	0	(1,154,000)	85,564,500
Authorized FY 2004	55,109,100	0	0	32,518,300	0	27,500	87,654,900
Appropriated FY 2005	56,794,800	0	0	38,228,500	0	0	95,023,300
Southern Utah University							
Actual FY 2003	26,067,700	0	0	10,140,000	0	712,500	36,920,200
Authorized FY 2004	25,926,600	0	0	13,512,700	0	0	39,439,300
Appropriated FY 2005	26,790,800	0	0	12,233,700	0	0	39,024,500
Snow College							
Actual FY 2003	15,001,900	155,700	0	4,997,200	0	(71,500)	20,083,300
Authorized FY 2004	16,986,200	0	0	4,400,700	0	0	21,386,900
Appropriated FY 2005	17,381,800	0	0	4,517,300	0	0	21,899,100
Dixie State College of Utah							
Actual FY 2003	15,961,300	130,400	0	6,226,200	0	(1,306,600)	21,011,300
Authorized FY 2004	16,232,600	0	0	6,998,900	0	0	23,231,500
Appropriated FY 2005	16,757,800	0	0	7,570,900	0	0	24,328,700
College of Eastern Utah							
Actual FY 2003	11,720,300	148,500	0	2,276,700	0	144,700	14,290,200
Authorized FY 2004	12,468,200	0	0	2,734,900	0	0	15,203,100
Appropriated FY 2005	12,759,900	0	0	2,772,400	0	0	15,532,300
Utah Valley State College							
Actual FY 2003	39,520,500	395,200	0	38,579,700	0	(1,284,000)	77,211,400
Authorized FY 2004	40,348,600	0	0	42,482,800	0	0	82,831,400
Appropriated FY 2005	41,951,900	0	0	49,770,300	0	0	91,722,200
Salt Lake Community College							
Actual FY 2003	53,209,100	311,100	0	30,230,200	0	(2,190,000)	81,560,400
Authorized FY 2004	53,242,700	0	0	29,690,600	0	0	82,933,300
Appropriated FY 2005	54,865,100	0	0	34,791,200	0	0	89,656,300

Continued on next page

Table 21 (Continued)
HIGHER EDUCATION
Operations Budget by Funding Source
Three-Year Comparison

	General Fund	School Funds	Federal Funds	Dedicated Credits	Restricted/ Trust Funds	Other	Total
Continued from previous page							
State Board of Regents/Statewide Programs							
Actual FY 2003	18,837,000	62,500	826,600	491,400	0	(7,074,300)	13,143,200
Authorized FY 2004	16,955,200	0	301,400	269,600	0	0	17,526,200
Appropriated FY 2005	19,830,400	0	301,600	265,800	0	0	20,397,800
Total Utah System of Higher Education							
Actual FY 2003	$562,273,000	$1,660,900	$4,801,800	$260,019,800	$8,284,500	($13,814,600)	$823,225,400
Authorized FY 2004	493,720,900	71,800,000	4,203,700	285,604,800	8,284,500	1,312,400	864,926,300
Appropriated FY 2005	476,755,800	108,865,500	4,203,900	322,648,400	8,284,500	862,200	921,620,300
Utah Education Network							
Actual FY 2003	$14,833,300	$0	$4,322,800	$1,053,700	$0	($562,000)	$19,647,800
Authorized FY 2004	14,918,600	0	4,928,200	370,600	0	140,300	20,357,700
Appropriated FY 2005	15,998,000	0	4,705,600	508,000	0	0	21,211,600
Utah College of Applied Technology							
Actual FY 2003	37,859,300	292,800	0	5,068,200	0	(2,100,000)	41,120,300
Authorized FY 2004	37,674,900	0	0	4,883,500	0	0	42,558,400
Appropriated FY 2005	39,971,900	0	0	4,883,500	0	0	44,855,400
Medical Education Council							
Actual FY 2003	0	0	120,000	351,300	0	44,800	516,100
Authorized FY 2004	6,600	0	280,000	295,300	0	0	581,900
Appropriated FY 2005	23,000	0	0	0	0	0	23,000
TOTAL OPERATIONS BUDGET							
Actual FY 2003	$614,965,600	$1,953,700	$9,244,600	$266,493,000	$8,284,500	($16,431,800)	$884,509,600
Authorized FY 2004	546,321,000	71,800,000	9,411,900	291,154,200	8,284,500	1,452,700	928,424,300
Appropriated FY 2005	532,748,700	108,865,500	8,909,500	328,039,900	8,284,500	862,200	987,710,300

HIGHER EDUCATION - BUDGET DETAIL

		General Fund	School Funds	Federal Funds	Dedicated Credits	Restricted/ Trust Funds	Other Funds	Total Funds
	Beginning Base Budget							
I1	FY 2004 appropriated budget	$470,520,900	$95,000,000	$4,203,700	$285,604,800	$8,284,500	$881,800	$864,495,700
I2	Adjustments for FY 2004 one-time appropriations	(170,000)	0	0	0	0	(104,100)	(274,100)
I3	Adjustments to funding levels	(13,865,500)	13,865,500	100	0	0	13,100	13,200
	Total Beginning Base Budget - USHE	**456,485,400**	**108,865,500**	**4,203,800**	**285,604,800**	**8,284,500**	**790,800**	**864,234,800**
	Statewide Ongoing Adjustments							
I4	Cost-of-living adjustments of 1%	4,248,300	0	100	2,126,800	0	6,500	6,381,700
I5	Internal service fund adjustments	62,500	0	0	49,700	0	0	112,200
I6	Retirement rate adjustments	1,323,300	0	0	661,200	0	2,300	1,986,800
I7	Health and dental insurance rate adjustments	2,586,100	0	0	1,277,000	0	0	3,863,100
	Subtotal Statewide Ongoing Adjustments - USHE	*8,220,200*	*0*	*100*	*4,114,700*	*0*	*8,800*	*12,343,800*
	Ongoing Adjustments							
I8	Enrollment growth	4,600,000	0	0	2,600,000	0	0	7,200,000
I9	Unallocated portion of tuition increases	0	0	0	28,613,200	0	0	28,613,200
I10	Engineering program loan repayment	50,000	0	0	0	0	0	50,000
I11	Nursing initiative	675,000	0	0	0	0	0	675,000
I12	Engineering and computer science initiative	500,000	0	0	0	0	0	500,000
I13	Archeology program at University of Utah	200,000	0	0	0	0	0	200,000
I14	Campus Compact program for student public service	100,000	0	0	0	0	0	100,000
I15	Climate Center at Utah State University	120,000	0	0	0	0	0	120,000
I16	Dixie State College paleontology program	100,000	0	0	0	0	0	100,000
	Subtotal Ongoing Adjustments - USHE	*6,345,000*	*0*	*0*	*31,213,200*	*0*	*0*	*37,558,200*
	One-time Adjustments							
I17	One-time employee bonus	3,475,200	0	0	1,715,700	0	0	5,190,900
I18	Southern Utah University nursing program	50,000	0	0	0	0	0	50,000
I19	Engineering and computer science initiative	500,000	0	0	0	0	0	500,000
I20	New Century scholarships	407,000	0	0	0	0	0	407,000
I21	UCOPE student financial aid	828,000	0	0	0	0	0	828,000
I22	Match for federal student financial aid	265,000	0	0	0	0	0	265,000
I23	CCJJ transfers to UofU ($34,500) and USU ($28,100)	0	0	0	0	0	62,600	62,600
I24	Climate Center at Utah State University	180,000	0	0	0	0	0	180,000
	Subtotal One-time Adjustments - USHE	*5,705,200*	*0*	*0*	*1,715,700*	*0*	*62,600*	*7,483,500*
	Total FY 2005 USHE Adjustments	**20,270,400**	**0**	**100**	**37,043,600**	**0**	**71,400**	**57,385,500**
	Total FY 2005 USHE Operating Budget	**$476,755,800**	**$108,865,500**	**$4,203,900**	**$322,648,400**	**$8,284,500**	**$862,200**	**$921,620,300**
	Supplemental Adjustments							
I25	Adjustments to funding levels	$23,200,000	($23,200,000)	$0	$0	$0	$0	$0
	Subtotal Supplemental Adjustments - USHE	*23,200,000*	*(23,200,000)*	*0*	*0*	*0*	*0*	*0*
	Total FY 2004 USHE Budget Adjustments	**$23,200,000**	**($23,200,000)**	**$0**	**$0**	**$0**	**$0**	**$0**

HIGHER EDUCATION - BUDGET DETAIL (Continued)

		General Fund	School Funds	Federal Funds	Dedicated Credits	Restricted/ Trust Funds	Other Funds	Total Funds
	Beginning Base Budget							
I26	FY 2004 appropriated budget	$14,918,600	$0	$4,928,200	$370,600	$0	$140,300	$20,357,700
I27	Adjustments for FY 2004 extra working day	(23,000)	0	0	0	0	0	(23,000)
I28	Adjustments to funding levels	0	0	(228,200)	(2,600)	0	(300)	(231,100)
	Total Beginning Base Budget - UEN	**14,895,600**	**0**	**4,700,000**	**368,000**	**0**	**140,000**	**20,103,600**
	Statewide Ongoing Adjustments							
I29	Cost-of-living adjustments of 1%	54,400	0	0	0	0	0	54,400
I30	Internal service fund adjustments	(700)	0	0	0	0	0	(700)
I31	Retirement rate adjustments	75,000	0	0	0	0	0	75,000
I32	Health and dental insurance rate adjustments	28,400	0	0	0	0	0	28,400
	Subtotal Statewide Ongoing Adjustments - UEN	*157,100*	*0*	*0*	*0*	*0*	*0*	*157,100*
	Ongoing Adjustments							
I33	Adjustments to funding levels	0	0	5,600	140,000	0	(140,000)	5,600
	Subtotal Ongoing Adjustments - UEN	*0*	*0*	*5,600*	*140,000*	*0*	*(140,000)*	*5,600*
	One-time Adjustments							
I34	Process to convert EDNET to digital, IP-based network	240,000	0	0	0	0	0	240,000
I35	Increase capacity, reliability, and security of Wide Area Network	400,000	0	0	0	0	0	400,000
I36	Increased technical support	260,000	0	0	0	0	0	260,000
I37	One-time employee bonus	45,300	0	0	0	0	0	45,300
	Subtotal One-time Adjustments - UEN	*945,300*	*0*	*0*	*0*	*0*	*0*	*945,300*
	Total FY 2005 UEN Adjustments	**1,102,400**	**0**	**5,600**	**140,000**	**0**	**(140,000)**	**1,108,000**
	Total FY 2005 UEN Operating Budget	**$15,998,000**	**$0**	**$4,705,600**	**$508,000**	**$0**	**$0**	**$21,211,600**
	Beginning Base Budget							
I38	FY 2004 appropriated budget	$37,674,900	$0	$0	$4,883,500	$0	$0	$42,558,400
I39	Adjustments to funding levels	0	0	0	(635,800)	0	0	(635,800)
	Total Beginning Base Budget - UCAT	**37,674,900**	**0**	**0**	**4,247,700**	**0**	**0**	**41,922,600**
	Statewide Ongoing Adjustments							
I40	Cost-of-living adjustments of 1%	269,200	0	0	0	0	0	269,200
I41	Internal service fund adjustments	1,100	0	0	0	0	0	1,100
I42	Retirement rate adjustments	276,200	0	0	0	0	0	276,200
I43	Health and dental insurance rate adjustments	195,300	0	0	0	0	0	195,300
	Subtotal Statewide Ongoing Adjustments - UCAT	*741,800*	*0*	*0*	*0*	*0*	*0*	*741,800*
	Ongoing Adjustments							
I44	Growth in membership hours	850,000	0	0	635,800	0	0	1,485,800
I45	Facilities leases	478,800	0	0	0	0	0	478,800
	Subtotal Ongoing Adjustments - UCAT	*1,328,800*	*0*	*0*	*635,800*	*0*	*0*	*1,964,600*

HIGHER EDUCATION - BUDGET DETAIL (Continued)

		General Fund	School Funds	Federal Funds	Dedicated Credits	Restricted/ Trust Funds	Other Funds	Total Funds
	One-time Adjustments							
I46	One-time employee bonus	226,400	0	0	0	0	0	226,400
	Subtotal One-time Adjustments - UCAT	*226,400*	*0*	*0*	*0*	*0*	*0*	*226,400*
	Total FY 2005 UCAT Adjustments	**2,297,000**	**0**	**0**	**635,800**	**0**	**0**	**2,932,800**
	Total FY 2005 UCAT Operating Budget	**$39,971,900**	**$0**	**$0**	**$4,883,500**	**$0**	**$0**	**$44,855,400**
	Beginning Base Budget							
I47	FY 2004 appropriated budget	$6,600	$0	$0	$0	$0	$0	$6,600
	Total Beginning Base Budget - MEC	**6,600**	**0**	**0**	**0**	**0**	**0**	**6,600**
	Statewide Ongoing Adjustments							
I48	Cost-of-living adjustments of 1%	4,600	0	0	0	0	0	4,600
I49	Retirement rate adjustments	5,800	0	0	0	0	0	5,800
I50	Health and dental insurance rate adjustments	2,900	0	0	0	0	0	2,900
	Subtotal Statewide Ongoing Adjustments - MEC	*13,300*	*0*	*0*	*0*	*0*	*0*	*13,300*
	One-time Adjustments							
I51	One-time employee bonus	3,100	0	0	0	0	0	3,100
	Subtotal One-time Adjustments - MEC	*3,100*	*0*	*0*	*0*	*0*	*0*	*3,100*
	Total FY 2005 MEC Adjustments	**16,400**	**0**	**0**	**0**	**0**	**0**	**16,400**
	Total FY 2005 MEC Operating Budget	**$23,000**	**$0**	**$0**	**$0**	**$0**	**$0**	**$23,000**
	FY 2005 Operating Base Budget	$509,062,500	$108,865,500	$8,903,800	$290,220,500	$8,284,500	$930,800	$926,267,600
	FY 2005 Operating Ongoing and One-time Adjustments	23,686,200	0	5,700	37,819,400	0	(68,600)	61,442,700
	FY 2005 Operating Appropriation	532,748,700	108,865,500	8,909,500	328,039,900	8,284,500	862,200	987,710,300
	FY 2004 Operating Adjustments	23,200,000	(23,200,000)	0	0	0	0	0

HUMAN SERVICES

Stephen Jardine, Analyst

Where Will My Taxes Go for Human Services?
(Figure Based on Total FY 2005 Funding)

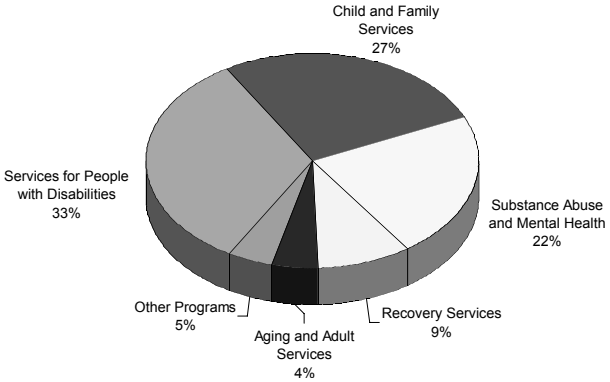

Highlighted Services

$158 million for Services for People with Disabilities

- In-home and self-directed support services for 2,092 disabled individuals, and day services and supported employment for 2,500 disabled individuals
- Residential services at the State Developmental Center for 229 disabled individuals and in the community for 1,423 individuals

$131 million for Child and Family Services

- Investigate 19,632 reported incidents of abuse and neglect
- Serve 3,678 children in foster care settings
- In-home services for 18,559 children and families

$108 million for Substance Abuse and Mental Health

- Treatment to 788 individuals with severe mental illness at the Utah State Hospital
- Treat 46,051 individuals for mental illnesses and 21,878 individuals for substance abuse through local authority mental health centers and local authority substance abuse programs

$88 million for other programs

General Session Highlights

(All Funding Sources)

Services for People with Disabilities

- $1.3 million - Provide for non-waiver services and waiting list
- $4.3 million - Use carry forward funds plus federal matching funds to provide emergency services and waiver mandated services

Child and Family Services

- $1.0 million - Caseload growth for out-of-home care and adoption subsidies

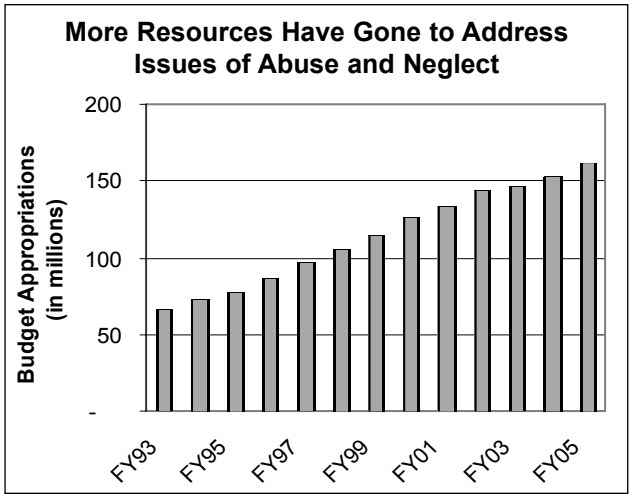

The DCFS budget has grown from $45.1 million (FY 1993) to $131.2 million (FY 2005).

Overview

The Department of Human Services (DHS), as represented here, includes all divisions and offices in the department except the Division of Juvenile Justice Services, which is included for appropriation summary purposes in the Corrections (Adult and Juvenile) section. The total DHS budget for FY 2005 is $484,773,100. Appropriated state funds total $206,680,500, representing a 3.1 percent increase from the FY 2004 authorized amount.

Budget Adjustments

DHS received $1,813,900 in additional FY 2004 funding ($848,100 in General Fund). The major portion of this funding is $990,000 ($509,400 in General Fund) for required costs associated with the development of the electronic Resource Eligibility Program (e-REP).

The following are major increases, including ongoing and one-time funds, that the department received in FY 2005 (see budget detail table, items J11 through J44): 1) $1,855,600 ($1,264,800 in General Fund) to provide additional pass-thru funding to local mental health authorities, increase the amount authorized for competency evaluations and evaluations of mentally ill individuals living in nursing homes, increase the appropriation for autism preschool programs, and fund additional operating costs for the opening of a new building at the Utah State Hospital; 2) $1,340,000 ($650,000 in General Fund) to provide a variety of community services for individuals with disabilities currently on the critical waiting list and to replace one-time funding from the previous legislative session in order to maintain support for individuals with disabilities receiving non-waiver services; 3) $1,045,900 ($808,000 in General Fund) for out-of-home care and adoption subsidy caseload increases in the Division of Child and Family Services (DCFS); and 4) $753,200 in General Fund to increase pass-thru funds to local area agencies on aging for meals and transportation services for seniors.

The legislature gave the Division of Services for People with Disabilities (DSPD) the authority to use carryforward funds to pay for emergency services and waiver mandates (estimated to provide $4,274,600 in additional services). The legislature also funded $208,500 in General Fund to the Department of Health (see budget detail table for Health, item H14) to be allocated based upon further review to either caseload growth for Intermediate Care Facilities for the Mentally Retarded or portability for these individuals to move into community settings managed within the DSPD budget.

For FY 2005 a total of $2,681,900 in ongoing General Fund ($6,429,600 in total funds) was appropriated to provide Human Services a 1.0 percent cost-of-living salary adjustment, health and dental insurance rate increases, market comparability adjustments, and retirement rate increases. Another $874,500 in General Fund ($1,871,900 in total funds) was appropriated for a one-time employee bonus.

Future Budget Issues

The legislature has funded over $5,000,000 of DHS services with federal Temporary Assistance for Needy Families (TANF) funds. This federal grant was due to be renewed October 1, 2002, but the grant has been extended under continuing resolutions through June 30, 2004. There is no guarantee that the grant will be renewed at a similar level, and this could jeopardize the funding of these services.

Internal Service Funds

DHS includes two internal service fund (ISF) agencies that provide products and services to divisions and offices within the department on a cost-reimbursement basis. They are set up to account for the cost of certain governmental services and to avoid duplication of effort, thus providing savings throughout the department. ISF agencies must receive legislative approval for all capital acquisitions and full-time equivalent positions (FTEs).

	Actual FY 2003	Estimated/Authorized FY 2004	Approved FY 2005
General Services			
Revenue Estimate	$1,441,400	$1,343,500	$1,440,000
Capital Acquisition Limit	$0	$0	$0
FTE	1.3	2.0	1.5
Electronic Data Processing			
Revenue Estimate	$2,365,400	$2,589,500	$2,589,500
Capital Acquisition Limit	$0	$0	$0
FTE	28.8	31.0	30.0
Total Human Services			
Revenue Estimate	$3,806,800	$3,933,000	$4,029,500
Capital Acquisition Limit	$0	$0	$0
FTE	30.1	33.0	31.5

All division and office budgets within DHS include funding for these ISF services.

The accompanying table shows the amount each DHS ISF is expected to collect from users, the maximum dollar amount of capital assets that may be acquired by the ISF agencies, and the authorized number of FTEs in each ISF.

Legislative Intent Statements

Senate Bill 1

FY 2005, Item

120 Funds appropriated to the Office of Technology for e-REP enhancements are nonlapsing.

123 Funds appropriated for cost-of-living increases for employees of private service providers contracting with DSPD and DCFS are to be used exclusively for that purpose. Based on reports from providers, these two divisions are to report to the Health and Human Services Appropriations Subcommittee during the 2005 General Session regarding the distribution and impact on salaries of various categories of staff, including but not limited to administrators, supervisors, and direct care workers.

Funds appropriated for the home- and community-based services waiting list for people with disabilities are to be used exclusively for direct services and related support.

In renewing contracts with private providers, DSPD shall consider prevailing labor market conditions.

Rent collected from individuals who occupy state-owned group homes is to be applied to the cost of maintaining these group homes, and DSPD will provide an accounting of these rents and costs to the legislature or the Office of the Legislative Fiscal Analyst.

DSPD is to use nonlapsing funds carried over from FY 2004 to provide services for people who need emergency services, age out of state custody (child

welfare services and juvenile justice services), or are court-ordered into DSPD services. DSPD is to use generated budget savings to continue funding services for these people by FY 2006. DSPD will report regularly to the Office of Legislative Fiscal Analyst on progress in the efforts to generate these cost savings.

124 Funds appropriated to the Office of Recovery Services for e-REP enhancements are nonlapsing.

125 Funds appropriated for cost-of-living increases for employees of private service providers contracting with DSPD and DCFS are to be used exclusively for that purpose. Based on reports from providers, these two divisions are to report to the Health and Human Services Appropriations Subcommittee during the 2005 General Session regarding the distribution and impact on salaries of various categories of staff, including but not limited to administrators, supervisors, and direct care workers.

Funds appropriated for Adoption Assistance and Out of Home Care in DCFS are nonlapsing at the end of FY 2005 and are to be used for these two programs.

House Bill 3

FY 2005, Item

42 Increased state funds provided by the 2004 Legislature for local Mental Health Centers in Item 122 of SB 1, *Appropriations Act* (Blackham), are to be distributed through the mental health funding formula to local authorities for use as Medicaid matching funds.

House Bill 1

FY 2004, Item

44 If funds are available, the Foster Care Citizen Review Board is authorized to not lapse funds at the end of FY 2004. These funds are to be used solely for one-time volunteer recruitment or database costs.

Funds appropriated to the Office of Technology for e-REP enhancements are nonlapsing.

45 Funds appropriated to Drug Courts/Drug Board from the Tobacco Settlement Restricted Account for FY 2004 are nonlapsing.

46 If funds are available, the Division of Substance Abuse and Mental Health is authorized to not lapse up to $80,000 at the end of FY 2004. These funds are for the purchase of computer equipment and software, capital equipment and improvements, and equipment and supplies.

47 DSPD is to use nonlapsing funds carried over from FY 2003 to provide services for people who need emergency services, age out of state custody (child welfare services and juvenile justice services), or are court-ordered into DSPD services. DSPD is to use generated budget savings to continue funding services for these people by FY 2006. DSPD will report regularly to the Office of Legislative Fiscal Analyst on progress in the efforts to generate these cost savings.

48	Funds appropriated to the Office of Recovery Services for e-REP enhancements are nonlapsing.	If funds are available, DCFS is authorized to purchase up to six additional vehicles.
49	If funds are available, DCFS is authorized to not lapse up to $50,000 at the end of FY 2004. These funds are for the purchase of computer equipment and software.	Funds appropriated for Adoption Assistance and Out of Home Care in DCFS are nonlapsing at the end of FY 2004 and are to be used for these two programs.

Table 22
HUMAN SERVICES
Operations Budget by Funding Source
Three-Year Comparison

	General Fund	Federal Funds	Dedicated Credits	Restricted/ Trust Funds	Other	Total	Est. Positions
Executive Director							
Actual FY 2003	$7,446,200	$7,384,800	$23,200	$0	$2,766,300	$17,620,500	--
Authorized FY 2004	8,004,900	9,086,100	1,892,300	0	1,840,200	20,823,500	219.9
Appropriated FY 2005	7,489,900	9,062,700	1,933,100	0	977,300	19,463,000	217.9
Drug Courts/Board							
Actual FY 2003	0	0	0	1,647,200	0	1,647,200	--
Authorized FY 2004	0	0	0	1,647,200	197,200	1,844,400	0.0
Appropriated FY 2005	0	0	0	1,647,200	0	1,647,200	0.0
Substance Abuse and Mental Health							
Actual FY 2003	66,418,100	24,743,200	2,762,400	1,200,000	9,535,200	104,658,900	--
Authorized FY 2004	65,611,000	26,420,900	2,792,900	1,200,000	9,578,700	105,603,500	777.2
Appropriated FY 2005	67,786,100	26,220,900	2,822,100	1,200,000	10,148,500	108,177,600	789.9
Services for People with Disabilities							
Actual FY 2003	44,579,500	2,000,000	1,397,100	200,000	98,907,600	147,084,200	--
Authorized FY 2004	42,429,400	2,000,000	1,418,700	435,000	106,556,500	152,839,600	945.1
Appropriated FY 2005	43,338,900	2,004,200	1,461,700	0	110,788,900	157,593,700	945.3
Recovery Services							
Actual FY 2003	11,057,600	25,884,500	2,356,400	0	2,309,800	41,608,300	--
Authorized FY 2004	10,019,000	28,145,800	4,024,800	0	108,800	42,298,400	550.1
Appropriated FY 2005	10,689,300	29,930,700	4,353,900	0	99,100	45,073,000	550.1
Child and Family Services							
Actual FY 2003	59,488,100	39,198,800	1,663,200	1,000,000	19,079,800	120,429,900	--
Authorized FY 2004	62,905,400	44,766,800	1,401,600	1,000,000	17,540,400	127,614,200	1,070.4
Appropriated FY 2005	65,030,700	45,948,300	1,401,600	1,100,000	17,677,000	131,157,600	1,072.4
Aging and Adult Services							
Actual FY 2003	11,520,100	8,283,800	35,000	0	241,300	20,080,200	--
Authorized FY 2004	11,520,900	9,147,600	38,600	0	341,600	21,048,700	65.2
Appropriated FY 2005	12,345,600	8,923,500	52,500	0	339,400	21,661,000	65.2
TOTAL OPERATIONS BUDGET							
Actual FY 2003	$200,509,600	$107,495,100	$8,237,300	$4,047,200	$132,840,000	$453,129,200	--
Authorized FY 2004	200,490,600	119,567,200	11,568,900	4,282,200	136,163,400	472,072,300	3,627.9
Appropriated FY 2005	206,680,500	122,090,300	12,024,900	3,947,200	140,030,200	484,773,100	3,640.8

HUMAN SERVICES - BUDGET DETAIL

		General Fund	Federal Funds	Dedicated Credits	Restricted/ Trust Funds	Other Funds	Total Funds
	Beginning Base Budget						
J1	FY 2004 appropriated budget	$199,642,500	$115,673,300	$12,406,000	$4,282,200	$125,092,100	$457,096,100
J2	Adjustments for one-time FY 2004 appropriations	(115,000)	0	0	(235,000)	0	(350,000)
J3	Adjustments for FY 2004 extra working day	(254,600)	(144,200)	(26,400)	0	(120,900)	(546,100)
J4	Program transfers (Juvenile Justice Services)	251,500	0	0	0	0	251,500
J5	Adjustments to funding levels	0	3,364,000	(865,300)	(200,000)	10,138,600	12,437,300
	Total Beginning Base Budget - Human Services	**199,524,400**	**118,893,100**	**11,514,300**	**3,847,200**	**135,109,800**	**468,888,800**
	Statewide Ongoing Adjustments						
J6	Cost-of-living adjustments of 1%	697,500	391,900	68,300	0	341,200	1,498,900
J7	Internal service fund adjustments	18,500	16,500	2,100	0	(400)	36,700
J8	Market comparability adjustments	405,200	842,500	194,100	0	24,000	1,465,800
J9	Retirement rate adjustments	876,400	507,000	87,500	0	430,900	1,901,800
J10	Health and dental insurance rate adjustments	702,800	405,300	71,300	0	383,700	1,563,100
	Subtotal Statewide Ongoing Adjustments - Human Services	*2,700,400*	*2,163,200*	*423,300*	*0*	*1,179,400*	*6,466,300*
	Ongoing Adjustments						
J11	Services Review - Child Welfare Processes (HB 268)	(239,000)	0	0	0	0	(239,000)
J12	State Hospital - operating costs for the opening of Rampton II	265,800	0	0	0	438,100	703,900
J13	Mental Health - increase in required PASRR and competency evaluations	167,200	0	0	0	152,700	319,900
J14	Mental Health - increase to local mental health centers	300,000	0	0	0	0	300,000
J15	Mental Health - increase to autism preschool programs	150,000	0	0	0	0	150,000
J16	Mental Health - 1% local mental health COLA	165,900	0	0	0	0	165,900
J17	Substance Abuse - 1% local substance abuse COLA	68,200	0	0	0	0	68,200
J18	People with Disabilities - replace one-time funding - non-waiver services	350,000	0	0	0	0	350,000
J19	People with Disabilities - waiting list	300,000	0	0	0	690,000	990,000
J20	People with Disabilities - emergency services [(a)]	0	0	0	0	0	0
J21	People with Disabilities - waiver mandates [(a)]	0	0	0	0	0	0
J22	People with Disabilities - 1% provider COLA	248,700	0	0	0	568,600	817,300
J23	Recovery Services - rent increases	41,300	150,800	0	0	0	192,100
J24	Child and Family Services - out-of-home care caseload increase	358,000	66,900	0	0	0	424,900
J25	Child and Family Services - adoption subsidy caseload increase	450,000	171,000	0	0	0	621,000
J26	Child and Family Services - rent increases	59,500	12,500	0	0	0	72,000
J27	Child and Family Services - incr. auth. for Domestic Violence Rest. Fund	0	0	0	50,000	0	50,000
J28	Child and Family Services - incr. auth. for Children's Trust Account	0	0	0	50,000	0	50,000

HUMAN SERVICES - BUDGET DETAIL (Continued)

		General Fund	Federal Funds	Dedicated Credits	Restricted/ Trust Funds	Other Funds	Total Funds
J29	Child and Family Services - 1% provider COLA	143,800	60,400	0	0	38,300	242,500
J30	Child and Family Services - Videotape of Minors (HB 54; HB 3, Item 43)	100,000	22,000	0	0	0	122,000
J31	Child and Family Services - Child Welf. Processes (HB 268; HB 3, Item 44)	39,600	8,700	0	0	0	48,300
J32	Aging and Adult Services - meals	200,000	0	0	0	0	200,000
J33	Aging and Adult Services - in-home services	200,000	0	0	0	0	200,000
J34	Aging and Adult Services - transportation	50,000	0	0	0	0	50,000
J35	Aging and Adult Services - 1% area agencies on aging COLA	51,600	0	0	0	0	51,600
J36	Department - savings due to federal match rate change	(817,600)	49,500	0	0	768,100	0
	Subtotal Ongoing Adjustments - Human Services	*2,653,000*	*541,800*	*0*	*100,000*	*2,655,800*	*5,950,600*
	One-time Adjustments						
J37	Mental Health - increase to autism preschool programs	50,000	0	0	0	0	50,000
J38	Mental Health - local mental health funding adjustment	165,900	0	0	0	0	165,900
J39	Substance Abuse - local substance abuse funding adjustment	68,200	0	0	0	0	68,200
J40	People with Disabilities - provider funding adjustment	248,700	0	0	0	568,600	817,300
J41	Child and Family Services - provider funding adjustment	143,800	60,400	0	0	38,300	242,500
J42	Aging and Adult Services - increase in funding for meals	200,000	0	0	0	0	200,000
J43	Aging and Adult Services - local area agencies on aging funding adjustment	51,600	0	0	0	0	51,600
J44	One-time employee bonus	874,500	431,800	87,300	0	478,300	1,871,900
	Subtotal One-time Adjustments - Human Services	*1,802,700*	*492,200*	*87,300*	*0*	*1,085,200*	*3,467,400*
	Total FY 2005 Human Services Adjustments	**7,156,100**	**3,197,200**	**510,600**	**100,000**	**4,920,400**	**15,884,300**
	Total FY 2005 Human Services Operating Budget	**$206,680,500**	**$122,090,300**	**$12,024,900**	**$3,947,200**	**$140,030,200**	**$484,773,100**
	Supplemental Adjustments						
J45	Office of Technology - required costs associated with e-REP	$463,900	$196,400	$0	$0	$0	$660,300
J46	Human Resource Management - staff consolidation	251,500	0	0	0	0	251,500
J47	Drug Courts - technical correction	0	0	0	0	197,200	197,200
J48	State Hospital - operating costs for the opening of Rampton II	90,200	0	0	0	144,200	234,400
J49	Substance Abuse - technical correction	0	0	0	0	246,000	246,000
J50	Recovery Services - required costs associated with e-REP	45,500	196,200	0	0	0	241,700
J51	Department - internal service fund adjustments	(3,000)	(12,700)	(1,400)	0	(100)	(17,200)
	Subtotal Supplemental Adjustments - Human Services	*848,100*	*379,900*	*(1,400)*	*0*	*587,300*	*1,813,900*
	Total FY 2004 Human Services Budget Adjustments	**$848,100**	**$379,900**	**($1,400)**	**$0**	**$587,300**	**$1,813,900**

HUMAN SERVICES - BUDGET DETAIL (Continued)

	General Fund	Federal Funds	Dedicated Credits	Restricted/ Trust Funds	Other Funds	Total Funds
HUMAN SERVICES TOTALS						
FY 2005 Operating Beginning Base Budget	$199,524,400	$118,893,100	$11,514,300	$3,847,200	$135,109,800	$468,888,800
FY 2005 Operating Ongoing and One-time Adjustments	7,156,100	3,197,200	510,600	100,000	4,920,400	15,884,300
FY 2005 Operating Appropriation	206,680,500	122,090,300	12,024,900	3,947,200	140,030,200	484,773,100
FY 2004 Operating Adjustments	848,100	379,900	(1,400)	0	587,300	1,813,900

(a) - The legislature gave the Division of Services for People with Disabilities the authority to use carryforward funding to pay for these two items, estimated to be: 1) $663,500 for emergency services ($2,346,600 when combined with federal Medicaid matching funds) and 2) $539,400 for waiver mandates ($1,928,000 when combined with federal Medicaid matching funds).

LEGISLATURE

Hunter Finch, Analyst

Where Will My Taxes Go for Legislature?
(Figure Based on Total FY 2005 Funding)

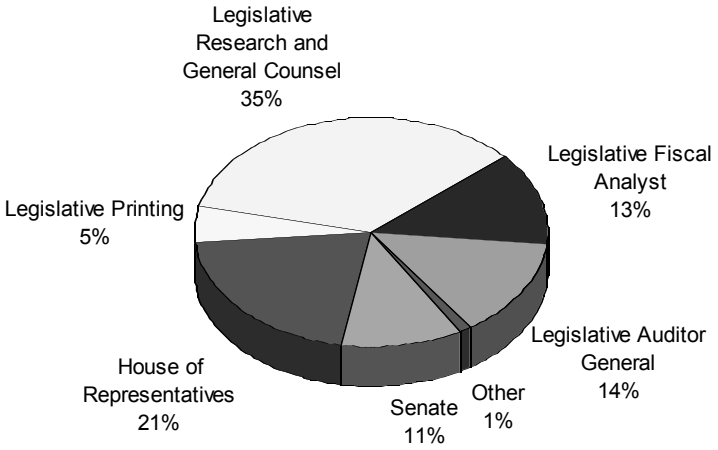

HIGHLIGHTED SERVICES

$5 million for House and Senate

$5 million for Legislative Research and General Counsel

$2 million for Legislative Fiscal Analyst

$2 million for Legislative Auditor General

$1 million for Legislative Printing

$55,000 for Constitutional Revision Commission

$50,000 for Tax Review Commission

BUDGET OVERVIEW

Legislature consists of the House of Representatives, the Senate, and the offices of Legislative Research and General Counsel and the Legislative Fiscal Analyst, Legislative Auditor General, Legislative Printing, and the Tax Review and Constitutional Revision commissions. The state legislature consists of two houses—the House of Representatives with 75 members elected to two-year terms and the Senate with 29 members elected to four-year terms. Each representative represents approximately 30,670 constituents. Each senator represents approximately 79,310 constituents.

For FY 2005 the total appropriation to the legislature was $15,041,400 and is 1.0 percent below the FY 2004 authorized level. The General Fund appropriation of $14,419,200 is $161,100, or 1.1 percent, below the FY 2004 authorized level.

Budget Adjustments

For FY 2004 the legislature made one-time supplemental appropriations from the General Fund of $243,300 for per diem and lodging increases, $15,000 for the Prison Medical Study, $20,000 for administration, and $280,000 for legislative task forces.

For FY 2005 the legislature appropriated from the General Fund ongoing funds of $150,000 for legislative task forces, $135,000 for two auditor positions, $28,100 for per diem and lodging expenses, and $6,300 for dues. One-time FY 2005 General Fund of $6,300 was appropriated for administration.

For FY 2005 a total of $257,000 in ongoing General Fund was appropriated to provide a 1.0 percent cost-of-living salary adjustment for paid legislative staff only, health and dental insurance rate increases, and retirement rate increases. Another $56,200 in General Fund was appropriated for a one-time employee bonus for paid legislative staff only.

Table 23
LEGISLATURE
Operations Budget by Funding Source
Three-Year Comparison

	General Fund	Dedicated Credits	Mineral Lease	Restricted/ Trust Funds	Other	Total	Est. Posi-tions
Senate							
Actual FY 2003	$1,637,100	$0	$0	$0	$24,300	$1,661,400	--
Authorized FY 2004	1,792,750	0	0	0	250	1,793,000	4.0
Appropriated FY 2005	1,687,950	0	0	0	0	1,687,950	4.0
House of Representatives							
Actual FY 2003	2,990,800	0	0	0	(82,400)	2,908,400	--
Authorized FY 2004	3,307,350	0	0	0	(150)	3,307,200	5.0
Appropriated FY 2005	3,084,350	0	0	0	0	3,084,350	5.0
Legislative Printing							
Actual FY 2003	477,300	234,200	0	0	14,000	725,500	--
Authorized FY 2004	480,900	320,500	0	0	0	801,400	7.0
Appropriated FY 2005	490,600	320,500	0	0	0	811,100	7.0
Legislative Research and General Counsel							
Actual FY 2003	4,739,100	0	0	0	252,700	4,991,800	--
Authorized FY 2004	5,091,500	0	0	0	40,000	5,131,500	54.0
Appropriated FY 2005	5,023,100	0	0	0	173,600	5,196,700	54.0
Tax Review Commission							
Actual FY 2003	50,000	0	0	0	2,400	52,400	--
Authorized FY 2004	50,000	0	0	0	0	50,000	0.0
Appropriated FY 2005	50,000	0	0	0	0	50,000	0.0
Legislative Fiscal Analyst							
Actual FY 2003	1,862,500	0	0	0	3,000	1,865,500	--
Authorized FY 2004	1,962,600	0	0	0	130,400	2,093,000	20.0
Appropriated FY 2005	1,999,300	0	0	0	24,000	2,023,300	20.0
Legislative Auditor General							
Actual FY 2003	1,751,100	0	0	0	164,600	1,915,700	--
Authorized FY 2004	1,840,200	0	0	0	105,800	1,946,000	24.0
Appropriated FY 2005	2,028,900	0	0	0	104,100	2,133,000	26.0
Constitutional Revision Commission							
Actual FY 2003	55,000	0	0	0	(3,300)	51,700	--
Authorized FY 2004	55,000	0	0	0	0	55,000	0.0
Appropriated FY 2005	55,000	0	0	0	0	55,000	0.0
TOTAL OPERATIONS BUDGET							
Actual FY 2003	$13,562,900	$234,200	$0	$0	$375,300	$14,172,400	--
Authorized FY 2004	14,580,300	320,500	0	0	276,300	15,177,100	114.0
Appropriated FY 2005	14,419,200	320,500	0	0	301,700	15,041,400	116.0

LEGISLATURE - BUDGET DETAIL

		General Fund	Federal Funds	Dedicated Credits	Restricted/ Trust Funds	Other Funds	Total Funds
	Beginning Base Budget						
K1	FY 2004 appropriated budget	$14,022,000	$0	$320,500	$0	$170,400	$14,512,900
K2	Adjustments for FY 2004 extra working day	(23,800)	0	0	0	0	(23,800)
K3	Adjustments for one-time FY 2004 appropriations	(210,100)	0	0	0	0	(210,100)
K4	Adjustments to funding levels	(12,100)	0	0	0	131,300	119,200
	Total Beginning Base Budget - Legislature	**13,776,000**	**0**	**320,500**	**0**	**301,700**	**14,398,200**
	Statewide Ongoing Adjustments						
K5	Cost-of-living adjustments of 1%	89,700	0	0	0	0	89,700
K6	Internal service fund adjustments	4,300	0	0	0	0	4,300
K7	Retirement rate adjustments	109,300	0	0	0	0	109,300
K8	Health and dental insurance rate adjustments	58,000	0	0	0	0	58,000
	Subtotal Statewide Ongoing Adjustments - Legislature	*261,300*	*0*	*0*	*0*	*0*	*261,300*
	Ongoing Adjustments						
K9	Senate per diem and lodging	7,800	0	0	0	0	7,800
K10	Senate dues CSG and NCSL	2,100	0	0	0	0	2,100
K11	House of Representatives per diem and lodging	20,300	0	0	0	0	20,300
K12	House of Representatives dues CSG and NCSL	4,200	0	0	0	0	4,200
K13	Legislative Research and General Counsel task forces	150,000	0	0	0	0	150,000
K14	Legislative Auditor General additional two auditors	135,000	0	0	0	0	135,000
	Subtotal Ongoing Adjustments - Legislature	*319,400*	*0*	*0*	*0*	*0*	*319,400*
	One-time Adjustments						
K15	One-time employee bonus	56,200	0	0	0	0	56,200
K16	Senate administration	2,300	0	0	0	0	2,300
K17	House administration	4,000	0	0	0	0	4,000
	Subtotal One-time Adjustments - Legislature	*62,500*	*0*	*0*	*0*	*0*	*62,500*
	Total FY 2005 Legislature Adjustments	**643,200**	**0**	**0**	**0**	**0**	**643,200**
	Total FY 2005 Legislature Operating Budget	**$14,419,200**	**$0**	**$320,500**	**$0**	**$301,700**	**$15,041,400**
	Supplemental Adjustments						
K18	Senate per diem and lodging	$67,800	$0	$0	$0	$0	$67,800
K19	House of Representatives per diem and lodging	175,500	0	0	0	0	175,500

LEGISLATURE - BUDGET DETAIL (Continued)

		General Fund	Federal Funds	Dedicated Credits	Restricted/ Trust Funds	Other Funds	Total Funds
K20	Legislative Fiscal Analyst Prison Medical Study	15,000	0	0	0	0	15,000
K21	Legislative Research and General Counsel administration	20,000	0	0	0	0	20,000
K22	Legislative task forces (HB 28, HB 168, HB 247, SB 154, SB 240)	280,000	0	0	0	0	280,000
	Subtotal Supplemental Adjustments - Legislature	*558,300*	*0*	*0*	*0*	*0*	*558,300*
Total FY 2004 Legislature Budget Adjustments		**$558,300**	**$0**	**$0**	**$0**	**$0**	**$558,300**

LEGISLATURE TOTALS

FY 2005 Operating Base Budget	$13,776,000	$0	$320,500	$0	$301,700	$14,398,200
FY 2005 Operating Ongoing and One-time Adjustments	643,200	0	0	0	0	643,200
FY 2005 Operating Appropriation	14,419,200	0	320,500	0	301,700	15,041,400
FY 2004 Operating Adjustments	558,300	0	0	0	0	558,300

NATIONAL GUARD

Joseph Brown, Analyst

Where Will My Taxes Go for National Guard?
(Figure Based on Total FY 2005 Funding)

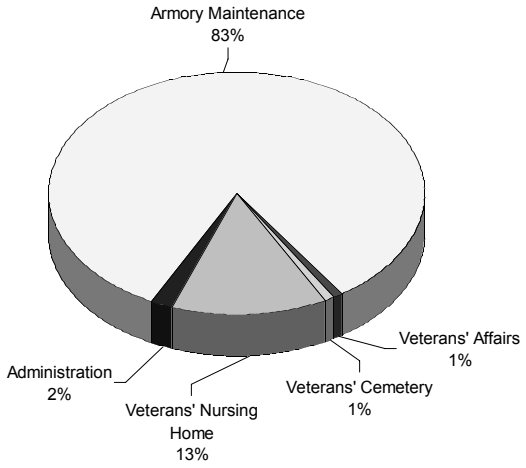

Highlighted Services

$27 million for the National Guard

- Includes the Air Guard base and Camp Williams training facility
- 96 percent of the Guard's total budget flows back into the state economy
- In 2003 received 347 formal requests for community support
- Has 6,700 active members, with over 1,750 deployed or alerted
- Operates 19 armories throughout the state

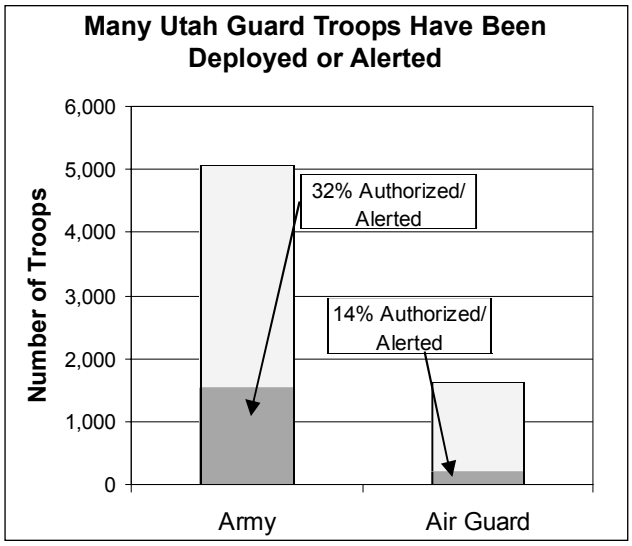

No other state has deployed a greater percentage of its forces in the global war on terrorism.

General Session Highlights
(All Funding Sources)

- $374,000 - Armory maintenance (also $297,900 FY 2004 supplemental)
- $18,800 - Air Guard maintenance
- $6,200 - Airport lease increase
- $37,000 - Additional FTE at Veteran's Affairs

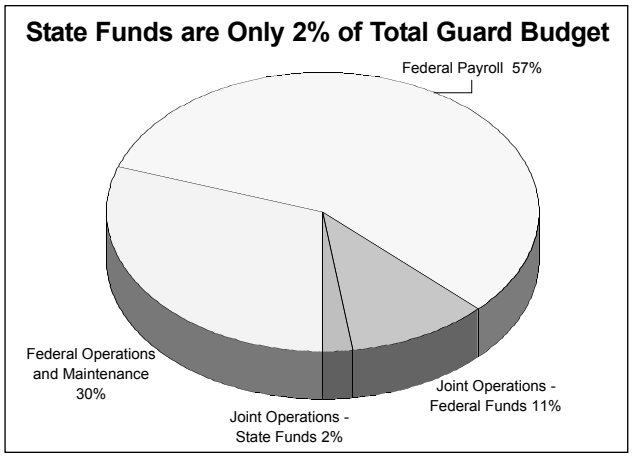

The state budget only contains the joint operations portion of the total National Guard budget.

Overview

The FY 2005 operating budget for the National Guard is $27,000,200, an increase of $439,400 from FY 2004 amounts. State funds increased $219,400 or 5.1 percent.

Budget Adjustments

The National Guard received a $297,900 supplemental General Fund appropriation for FY 2004 and a $374,000 ongoing General Fund appropriation for FY 2005 for armory maintenance. These funds will be transferred to the Division of Facilities Construction and Management (DFCM) to pay costs of maintaining some of the armories outside the Wasatch Front area.

The legislature also approved General Fund increases of $18,800 for maintenance of a new Air Guard facility, $6,200 to cover an increase in the National Guard's airport lease, and $37,000 for salary costs of an assistant in the Office of Veterans' Affairs.

For FY 2005 a total of $253,400, including $60,700 in ongoing General Fund, was appropriated to provide National Guard employees with a 1.0 percent cost-of-living salary adjustment, health and dental insurance rate increases, market comparability adjustments, and retirement rate increases. Another $71,500, including $25,900 in General Fund, was appropriated for a one-time employee bonus.

Legislative Intent Statements

Senate Bill 1

FY 2005, Item

219 DFCM will provide maintenance services to the National Guard to the extent that funding is provided by the National Guard.

Funds appropriated to the Veterans' Affairs program are nonlapsing.

Funds appropriated to the Veterans' Cemetery are nonlapsing.

Funds appropriated to the Veterans' Nursing Home are nonlapsing.

House Bill 1

FY 2004, Item

69 If funds are available, the National Guard is authorized to not lapse up to $50,000 for armory maintenance and $50,000 for the Veterans' Cemetery.

Table 24
NATIONAL GUARD
Operations Budget by Funding Source
Three-Year Comparison

	General Fund	Federal Funds	Dedicated Credits	Restricted/ Trust Funds	Other	Total	Est. Posi-tions
Administration							
Actual FY 2003	$530,800	$0	$0	$0	$1,500	$532,300	--
Authorized FY 2004	526,200	0	0	0	0	526,200	8.0
Appropriated FY 2005	542,500	0	0	0	0	542,500	8.0
Armory Maintenance							
Actual FY 2003	3,066,300	17,494,500	6,200	0	26,600	20,593,600	--
Authorized FY 2004	3,275,600	18,381,200	20,000	0	247,600	21,924,400	123.0
Appropriated FY 2005	3,430,400	18,800,400	20,000	0	84,200	22,335,000	123.0
Veterans' Affairs							
Actual FY 2003	163,400	0	19,900	0	(6,300)	177,000	--
Authorized FY 2004	165,100	0	16,500	0	18,500	200,100	2.0
Appropriated FY 2005	205,700	0	19,900	0	0	225,600	3.0
Veterans' Cemetery							
Actual FY 2003	193,100	0	51,800	0	4,400	249,300	--
Authorized FY 2004	197,200	0	51,200	0	23,000	271,400	5.0
Appropriated FY 2005	202,100	0	59,000	0	0	261,100	5.0
Veterans' Nursing Home							
Actual FY 2003	132,600	1,677,800	1,765,400	0	(5,500)	3,570,300	--
Authorized FY 2004	115,000	1,677,800	1,840,400	0	5,500	3,638,700	1.0
Appropriated FY 2005	117,800	1,677,800	1,840,400	0	0	3,636,000	1.0
TOTAL OPERATIONS BUDGET							
Actual FY 2003	$4,086,200	$19,172,300	$1,843,300	$0	$20,700	$25,122,500	--
Authorized FY 2004	4,279,100	20,059,000	1,928,100	0	294,600	26,560,800	139.0
Appropriated FY 2005	4,498,500	20,478,200	1,939,300	0	84,200	27,000,200	140.0

NATIONAL GUARD - BUDGET DETAIL

		General Fund	Federal Funds	Dedicated Credits	Restricted/ Trust Funds	Other Funds	Total Funds
	Beginning Base Budget						
N1	FY 2004 appropriated budget	$3,981,200	$19,677,700	$1,897,900	$0	$202,700	$25,759,500
N2	Adjustments for FY 2004 extra working day	(8,000)	(3,700)	0	0	0	(11,700)
N3	Adjustments to funding levels	0	573,200	41,400	0	(118,500)	496,100
	Total Beginning Base Budget - National Guard	**3,973,200**	**20,247,200**	**1,939,300**	**0**	**84,200**	**26,243,900**
	Statewide Ongoing Adjustments						
N4	Cost-of-living adjustments of 1%	19,300	51,400	0	0	0	70,700
N5	Internal service fund adjustments	2,700	(7,300)	0	0	0	(4,600)
N6	Market comparability adjustments	0	26,500	0	0	0	26,500
N7	Retirement rate adjustments	24,500	65,400	0	0	0	89,900
N8	Health and dental insurance rate adjustments	16,900	49,400	0	0	0	66,300
	Subtotal Statewide Ongoing Adjustments - National Guard	*63,400*	*185,400*	*0*	*0*	*0*	*248,800*
	Ongoing Adjustments						
N9	Increase for maintenance provided by DFCM	374,000	0	0	0	0	374,000
N10	Increase for maintenance at Air Guard facilities	18,800	0	0	0	0	18,800
N11	Funding for position at Veteran's Affairs office	37,000	0	0	0	0	37,000
N12	Increase for airport lease agreement	6,200	0	0	0	0	6,200
	Subtotal Ongoing Adjustments - National Guard	*436,000*	*0*	*0*	*0*	*0*	*436,000*
	One-time Adjustments						
N13	One-time employee bonus	25,900	45,600	0	0	0	71,500
	Subtotal One-time Adjustments - National Guard	*25,900*	*45,600*	*0*	*0*	*0*	*71,500*
	Total FY 2005 National Guard Adjustments	**525,300**	**231,000**	**0**	**0**	**0**	**756,300**
	Total FY 2005 National Guard Operating Budget	**$4,498,500**	**$20,478,200**	**$1,939,300**	**$0**	**$84,200**	**$27,000,200**
	Supplemental Adjustments						
N14	Increase for maintenance provided by DFCM	$297,900	$0	$0	$0	$0	$297,900
	Subtotal Supplemental Adjustments - National Guard	*297,900*	*0*	*0*	*0*	*0*	*297,900*
	Total FY 2004 National Guard Budget Adjustments	**$297,900**	**$0**	**$0**	**$0**	**$0**	**$297,900**

NATIONAL GUARD TOTALS

FY 2005 Operating Base Budget	$3,973,200	$20,247,200	$1,939,300	$0	$84,200	$26,243,900
FY 2005 Operating Ongoing and One-time Adjustments	525,300	231,000	0	0	0	756,300
FY 2005 Operating Appropriation	4,498,500	20,478,200	1,939,300	0	84,200	27,000,200
FY 2004 Operating Adjustments	297,900	0	0	0	0	297,900

NATURAL RESOURCES

Terrah DeGiulio, Analyst

Where Will My Taxes and Fees Go for Natural Resources?
(Figure Based on Total FY 2005 Funding)

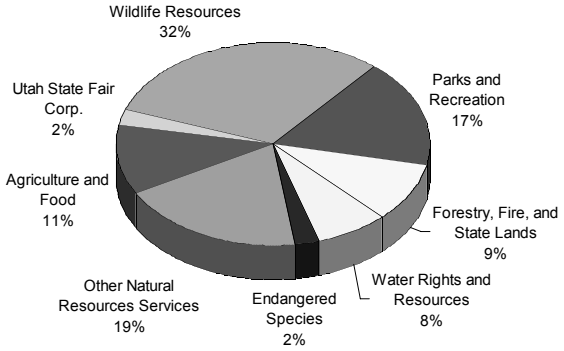

Highlighted Services

$44 million for Wildlife Resources
- Owns and operates 10 state fish hatcheries

$25 million for Parks and Recreation
- Manages 41 state parks with 8 million visitors each year

$14 million for Forestry, Fire, and State Lands
- Protected approximately $224 million in assets from 869 fires in 2003

$11 million for Water Resources and Rights
- Funded 37 water development projects and upgraded 22 dams in 2003

$4 million for Endangered Species
- Helps 10 listed endangered species and 12 sensitive species each year through approximately 30 projects

$27 million for other Natural Resources services

$16 million for Agriculture and Food
- Protects the food supply from the farm to the consumer

$4 million for the Utah State Fair Corporation
- Attended by 277,162 people in 2003

General Session Highlights
(All Funding Sources)

- $200,000 - Mormon Cricket eradication efforts
- $350,000 - Utah State Fair ongoing operations
- $1,000,000 - Trust Lands capital development
- $500,000 - Mosquito abatement efforts related to West Nile Virus prevention

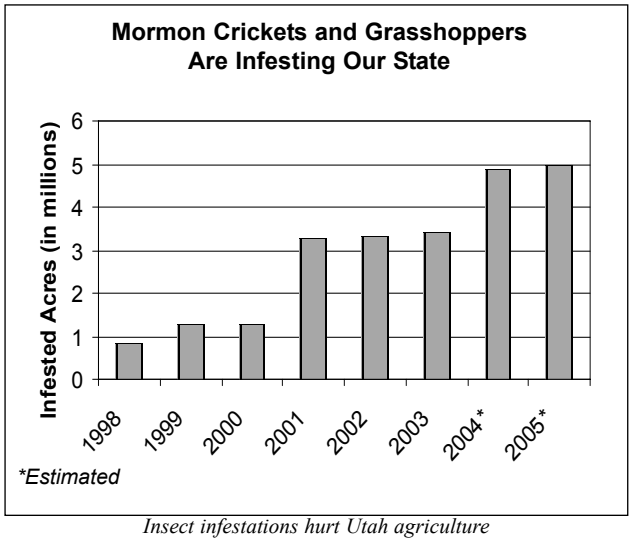

Insect infestations hurt Utah agriculture by causing crop loss and economic damage.

Overview

Natural resources consists of the Department of Natural Resources (DNR), the Department of Agriculture and Food (Agriculture), the School and Institutional Trust Lands Administration (SITLA), and the Utah State Fair Corporation (Fair). The primary mission of the agencies is to conserve, protect, and develop Utah's natural resources and agriculture and to effectively manage school and institutional trust lands.

The total natural resources budget for FY 2004 is $145,580,500. This is a decrease of 0.6 percent from the FY 2003 actual amount. For FY 2005 final legislative actions appropriated a total of $145,258,500 for natural resources. This represents a decrease of $322,000, or 0.2 percent, from FY 2004.

Budget Adjustments

Natural Resources

The FY 2005 appropriation for DNR is $117,862,100, an increase of $1,322,000, or 1.1 percent, over FY 2004. State fund appropriations for DNR total $31,221,600, an increase of $1,023,000, or 3.4 percent, over FY 2004.

For FY 2005 a total of $1,779,900, including $627,500 in General Fund, was appropriated to provide department employees with a 1.0 percent cost-of-living adjustment (COLA), health and dental insurance rate increases, market comparability adjustments, and retirement rate increases. Another $191,100 in General Fund was appropriated for a one-time employee bonus.

Other ongoing General Fund increases were funded by decreasing Agriculture's ongoing appropriation. General Fund monies were replaced with increased dedicated credit revenue generated by House Bill 283, *Department of Agriculture and Food Amendments* (Ure). DNR's portion of the reallocated funds includes $45,000 for Water Rights expenses and $60,000 to restore funding to Wildlife Resources. Soldier Hollow golf course was appropriated $200,000, $100,000 ongoing and $100,000 one time.

Forestry, Fire, and State Lands (FFSL) General Fund appropriation was reduced one time by $696,500 in the fire suppression program, which was replaced with restricted funds of the same amount. These one-time General Fund monies will fund other natural resources needs. In DNR, Oil, Gas, and Mining received $50,000 in General Fund to aid in abandoned mine reclamation, and $100,000 will be used for the Field House of Natural History operations and maintenance costs. Additionally, Water Rights was allocated $116,500 for groundwater studies and the Bear Lake Commission received $40,000.

FY 2005 restricted fund increases include $1,237,200 to the Division of Parks and Recreation (Parks) in anticipation of new Soldier Hollow golf course fee revenue. Restricted fund increases also include $432,200 to DNR Administration and $412,800 to Endangered Species for program administration. The department's dedicated credit increases consist of $115,000 for Soldier Hollow golf course funding and $168,000 for the Lone Peak initial attack wildland fire crew.

Adjustments to restricted funds were also made as supplementals for FY 2004. DNR Administration received $430,700 for program administration and $200,000 for off highway vehicle rider management, including a safety advertising campaign. Restricted funds of $240,000 will be used for startup costs for Soldier Hollow golf course, and $450,000 will be used by FFSL to continue the Utah Lake boundary settlement. In addition, Parks requested a $465,000 reduction in restricted funds to reflect diminishing revenues from park fees.

Agriculture

The FY 2005 appropriation for Agriculture is $16,342,500 in total funds, a decrease of

$1,303,500, or 7.4 percent, over FY 2004. State fund appropriations for Agriculture total $9,989,800, a decrease of $666,100 or 6.3 percent. These decreases are due to relatively large one-time appropriations in FY 2004 that were removed in FY 2005.

For FY 2005 a total of $330,300, including $239,000 in General Fund, was appropriated to provide department employees with a 1.0 percent COLA, health and dental rate increases, market comparability adjustments, and retirement rate increases. Another $73,100 in General Fund was appropriated for a one-time employee bonus.

Ongoing General Fund increases were funded by reducing the Agriculture – Regulatory Services Program by $343,400. Lost program funding was replaced with dedicated credits from House Bill 283, *Department of Agriculture and Food Amendments* (Ure). Additional ongoing General Fund increases include $18,400 to match federal funds for a meat inspector position, $20,000 to the Junior Livestock Show, $40,000 to continue publication of the Market News, and $20,000 to administer the Brucellosis vaccine as required by HB 92, *Brucellosis Vaccination Amendments* (B. Johnson).

General Fund money reallocated from FFSL will fund one-time appropriations for Agriculture. These appropriations include $70,000 for Ag in the Classroom, $10,000 to the high school rodeo competition, and $25,000 to the Cedar Mountain Science Center. The Market News publication received $45,000, the Junior Livestock show received $20,000, and $40,000 was appropriated for a Farm Safety program. Although the Senate deleted intent language earmarking $28,600 for reimbursement to farmers for rabbit euthanization required in 2001, the funding was left in the bill and will be used for this purpose.

FY 2004 General Fund supplemental appropriations include $700,000 to combat insect infestations. An allocation of $200,000 will fund efforts to eliminate Mormon Crickets and grasshoppers on state lands, as well as supporting the 50-50 baiting and spraying cost-share programs with private landowners. The remaining $500,000 will be used for mosquito abatement in a matching program with counties that is intended to prevent an increase of West Nile disease in Utah.

SITLA

The FY 2005 appropriation for SITLA is $7,520,900, which is an increase of $178,800, or 2.4 percent, over FY 2004.

For FY 2005 a total of $119,400, all restricted funds, was appropriated to provide employees with a 1.0 percent COLA, health and dental rate increases, market comparability adjustments, and retirement rate increases. Another $115,800 in General Fund was appropriated for a one-time employee bonus.

SITLA also received a $40,000 restricted fund appropriation for contract auditing services to ensure the agency is receiving entitled royalties from SITLA energy development projects.

In SITLA's capital budget, funding was provided for a $1,000,000 FY 2004 restricted fund supplemental, as well as a $1,000,000 ongoing appropriation increase beginning in FY 2005. This money will be used to continue to develop and increase the value of state trust lands.

Fair

The FY 2005 appropriation for the Fair is $3,533,000, a decrease of $519,300, or 12.8 percent, over FY 2004. This decrease was entirely in dedicated credit funding, reflecting the variation in ticket sales and other Fair revenues.

State fund FY 2005 appropriations for the Fair total $793,300, an increase of $350,000, or 131 percent, from FY 2003. Due to an FY 2004 supplemental appropriation of $300,000 and an FY 2005 ongoing appropriation of $350,000, the

increase from FY 2004 to FY 2005 is $50,000 or 6.7 percent. The Fair takes care of its own salary and insurance increases because of its quasi-governmental status.

Internal Service Funds

Natural resources includes several internal service funds (ISF) agencies that provide product and services to state and other governmental agencies on a cost-reimbursement basis. They are set up to account for the cost of certain governmental services and to avoid duplication of effort among agencies, thus providing savings state-wide. ISF agencies must receive legislative approval for all capital acquisitions and full-time equivalent positions (FTEs). State agency budgets include funding for ISF services.

The accompanying table shows the amount each natural resources ISF is expected to collect from user agencies, the maximum dollar amount of capital assets that may be acquired by ISF agencies, and the authorized number of FTEs in each ISF.

	Actual FY 2003	Estimated/Authorized FY 2004	Approved FY 2005
DNR - Motor Pool			
Revenue Estimate	$3,833,600	$4,015,800	$3,937,100
Capital Acquisition Limit	$0	$0	$204,000
FTE	4.2	4.0	4.0
DNR - Warehouse			
Revenue Estimate	$606,900	$685,000	$662,000
Capital Acquisition Limit	$0	$0	$0
FTE	2.0	2.0	2.0
DNR - Data Processing			
Revenue Estimate	$484,100	$702,000	$702,000
Capital Acquisition Limit	$0	$200,000	$100,000
FTE	4.1	4.0	4.0
DNR - Total			
Revenue Estimate	$4,924,600	$5,402,800	$5,301,100
Capital Acquisition Limit	$0	$200,000	$304,000
FTE	10.3	10.0	10.0
Agriculture - Data Processing			
Revenue Estimate	$260,700	$280,000	$281,700
Capital Acquisition Limit	$0	$81,600	$25,000
FTE	2.5	3.0	3.0
Total Natural Resources			
Revenue Estimate	$5,185,300	$5,682,800	$5,582,800
Capital Acquisition Limit	$0	$281,600	$329,000
FTE	12.8	13.0	13.0

Future Budget Issues

The Natural Resources appropriations subcommittee discussed the task force recommendation to appropriate ongoing funds to the Fire Suppression Fund. Currently the Fire Suppression Fund is financed by an assessment fee to the counties, based on the number of unincorporated acres and property values in the county. The task force recommended creating an ongoing source to build up the fund. This savings would allow the legislature to avoid large one-time appropriations in a bad fire year. For example, in the 2003 General Session FFSL requested an $11,500,000 General Fund supplemental to cover the costs of fire suppression from the 2002 fire season.

Other issues to be addressed in the future include salary increases to maintain parity with local government and the private sector, decreases in licenses sold and state park visits affecting DWR and Park budgets, and the possibility of needing more funding to fight insect infestations.

Legislative Intent Statements

Senate Bill 1

FY 2005, Item

183 Ongoing funding for the Bear Lake Regional Commission shall be expended only as a one-to-one match with funds from the State of Idaho. The $40,000 one-time General Fund appropriation in FY 2005 does not require a match from the State of Idaho.

184 DNR shall report to the Natural Resources, Agriculture, and Environment Interim Committee on or before their November 2004 meeting, providing detailed information on how funds are expended for the Colorado River, June Sucker, and Virgin River plans, including detailed information on contracts issued, deliverables required, and deliverables accomplished.

186 DNR is allowed to expand its motor pool fleet by three vehicles in FY 2005. These three vehicles are specialized equipment used by FFSL in firefighting activities. In order for FFSL to purchase these vehicles, it must provide up to $204,000 of contributed capital to the DNR Motor Pool ISF.

187 The appropriation to the Minerals Reclamation Program is nonlapsing.

188 Up to $250,000 is to be spent on the Community Fisheries Program. These funds are nonlapsing.

Up to $500,000 is to be spent on the Blue Ribbon Fisheries Program. These funds are nonlapsing.

The prolonged drought in Utah has negatively impacted populations of mule deer, with many units being well below management plan objectives. On these units, Wildlife Resources shall consider refraining from issuing doe mitigation permits in rangeland depredation situations and consider, to the extent possible, using other means to compensate landowners for damage to cultivated crops caused by migrating deer.

Individual income tax contributions to the Wolf Depredation and Management Restricted Account are nonlapsing and shall be spent by the Wildlife Resources as follows: 1) The division shall fully and expeditiously compensate livestock owners up to the amount of funds available for all wolf depredation damage realized during the fiscal year, and up to $20,000 shall carry forward to the next fiscal year if not spent during the current fiscal year for this purpose; and

2) Donations in excess of $20,000 and not otherwise expended or carried forward as required above shall be available for wolf management expenditures.

Wildlife Resources shall spend a minimum of $265,000 to improve deer herds according to management plan objectives.

Wildlife Resources shall enter into a contract with Agriculture for the purpose of providing predator control. The contract shall consist of $500,000 annually in General Funds, with $150,000 being used to match funds from local governments and $350,000 being used to supplement the amount required by Section 4-23-9(2), UCA. Under direction from the Wildlife Resources, Agriculture shall direct these funds to areas of the state not meeting deer herd management objectives consistent with the Utah Wildlife Board predator policy.

Wildlife Resources shall use revenues generated by sportsmen exclusively for costs associated with the management, enhancement, and administration of game species and their habitats.

Up to $500,000 of this budget may be used for big game depredation expenditures. Half of these funds shall be from the General Fund Restricted - Wildlife Resources Account and half from the General Fund. This funding shall be nonlapsing. The Habitat Council and the Blue Ribbon Fisheries Advisory Council shall advise the division director and recommend expenditure of resources toward a three-year pilot walk-in access program.

The General Fund Restricted - Wildlife Habitat Account is nonlapsing.

189 Contributed Research funds are nonlapsing.

192 Cooperative Environmental Studies funds are nonlapsing.

193 Any funds expended from the GFR - Wildlife Resources Trust Account for constructing a building in Price shall be paid back to the account over a period not to exceed twenty years and at an interest rate of not less than 3.0 percent.

Wildlife Resources - Capital Budget funds are nonlapsing.

194 Parks shall provide a management fee to the This is the Place Foundation not to exceed $700,000.

195 No portion of a golf course or other improvements constructed at Soldier Hollow shall infringe upon space designated for winter or summer biathlon or cross-country events, including the safety zones necessary for the safe operation of the biathlon rifle range.

Parks - Capital Budget is nonlapsing.

196 Mineral Lease funds are nonlapsing.

197 Cooperative Water Conservation Program funds are nonlapsing.

201 If funding is available, the Utah Geological Survey may pay up to $200,000 in contributed capital to the Natural Resources Warehouse ISF in order to pay down their existing debt on the Core Sample Library.

202 The appropriation to the Grain Inspection Program is nonlapsing.

The Brand Bureau shall seek information on the creation of reciprocal fee

agreements with neighboring states. This is an effort to eliminate the double inspection charge sometimes incurred in crossing the state border.

Funds collected in the Organic Certification Program are nonlapsing.

The appropriation to the Agricultural Inspection Program is nonlapsing.

The appropriation for conservation easements, whether granted to charitable organizations specified under Section 57-18-3, UCA, or held by Agriculture, shall be used to conserve agricultural lands and is nonlapsing.

204 The appropriation to the Utah State Fair Corporation is nonlapsing.

205 Wildlife Resources shall enter into a contract with Agriculture for the purpose of providing predator control. The contract shall consist of $500,000 annually in General Funds, with $150,000 being used to match funds from local governments and $350,000 being used to supplement the amount required by Section 4-23-9(2), UCA. Under direction from Wildlife Resources, Agriculture shall direct these funds to areas of the state not meeting deer herd management objectives consistent with the Utah Wildlife Board predator policy.

The appropriation to the Predatory Animal Control program is nonlapsing.

206 The appropriation to the Resource Conservation program is nonlapsing. The Soil Conservation Districts shall submit annual reports documenting supervisory expenses to the Office of the Legislative Fiscal Analyst, the Governor's Office of Planning and Budget, and the Soil Conservation Commission. These documents shall be reviewed and reported to the governor and the 2003 (sic) Legislature.

Funding approved for Soil Conservation District elections is nonlapsing and shall be spent only during even-numbered years when elections take place.

House Bill 3

FY 2004, Item

64 Regulatory Services fees in Senate Bill 1, *Appropriations Act* (Blackham), are amended as follows: Base Food Inspection "Super" category $350 and Base Weights and Measures "Super" category $350.

House Bill 1

FY 2004, Item

53 Expenditure of nonlapsing funds in the Utah Energy Office budget is limited to: current expense items - $40,000; computer equipment/software - $18,000; employee training/incentives - $15,000; copy machine/printers - $14,000; special projects/studies - $15,000; and professional/technical services - $25,000.

54 Expenditure of nonlapsing funds in the DNR Building Operations budget is limited to: East Gate replacement - $23,000; and building maintenance - $25,000.

56 Expenditure of nonlapsing funds in the Oil, Gas, and Mining budget is limited to: computer equipment/software - $35,000; and employee training/incentives - $25,000.

57 Expenditure of nonlapsing funds in the Parks operating budget is limited to: capital equipment or improvements - $20,000; computer equipment/software - $25,000; employee training/incentives - $45,000; and equipment/supplies - $60,000.

58 Expenditure of nonlapsing funds in the Water Resources operating budget is limited to: computer equipment/ software - $25,000; employee training/incentives - $5,000; equipment/ supplies - $10,000; special projects/studies - $10,000; and printing/binding - $5,000.

59 Expenditure of nonlapsing funds in the Water Rights budget is limited to: computer equipment/software - $25,000; employee training/incentives - $50,000; special projects/studies - $25,000; and Water Resource investigations - $50,000.

60 Expenditure of nonlapsing funds in the Agriculture Administration budget is limited to: capital equipment or improvements - $300,000; computer equipment/software - $200,000; employee training/incentives - $100,000; equipment/supplies - $200,000; special projects/studies- $85,000; and vehicles - $100,000.

Supplemental funds appropriated to Agriculture and Food for insect control shall be used as follows: $200,000 for grasshopper and cricket control; and $500,000 for mosquito control.

63 Expenditure of nonlapsing funds in the Agriculture Resource Conservation budget is limited to: computer equipment/software - $10,000; employee training/incentives - $5,000; and equipment/supplies - $5,000.

Table 25
NATURAL RESOURCES
Operations Budget by Funding Source
Three-Year Comparison

	General Fund	Federal Funds	Dedicated Credits	Mineral Lease	Restricted/ Trust Funds	Other	Total	Est. Posi-tions
DNR - Administration								
Actual FY 2003	$2,758,200	$0	$0	$0	$0	$156,600	$2,914,800	--
Authorized FY 2004	3,034,300	0	0	0	430,700	20,400	3,485,400	33.0
Appropriated FY 2005	3,397,800	0	0	0	411,300	0	3,809,100	32.0
DNR - Endangered Species								
Actual FY 2003	0	0	1,950,000	0	687,200	(298,800)	2,338,400	--
Authorized FY 2004	0	0	2,450,000	0	687,200	0	3,137,200	2.0
Appropriated FY 2005	0	0	2,450,000	0	1,105,000	0	3,555,000	2.0
DNR - Building Operations								
Actual FY 2003	1,660,700	0	0	0	0	0	1,660,700	--
Authorized FY 2004	1,660,700	0	0	0	0	0	1,660,700	0.0
Appropriated FY 2005	1,660,700	0	0	0	0	0	1,660,700	0.0
DNR - Energy Services								
Actual FY 2003	620,700	1,184,800	0	0	3,131,800	(2,021,200)	2,916,100	--
Authorized FY 2004	335,600	1,963,400	0	0	1,222,800	0	3,521,800	15.0
Appropriated FY 2005	59,800	1,539,200	0	0	1,261,000	0	2,860,000	15.0
DNR - Forestry, Fire, and State Lands								
Actual FY 2003	11,158,800	6,341,500	3,523,900	0	1,736,700	(1,129,200)	21,631,700	--
Authorized FY 2004	2,676,000	5,068,000	3,330,100	0	2,874,800	2,472,500	16,421,400	119.3
Appropriated FY 2005	2,224,700	5,080,300	3,245,600	0	3,019,500	0	13,570,100	126.6
DNR - Oil, Gas, and Mining								
Actual FY 2003	1,278,100	4,111,300	197,600	0	1,669,200	(187,500)	7,068,700	--
Authorized FY 2004	1,260,800	3,869,300	215,000	0	1,707,700	345,400	7,398,200	78.0
Appropriated FY 2005	1,338,900	3,954,900	219,100	0	1,760,900	148,400	7,422,200	78.0
DNR - Wildlife Resources								
Actual FY 2003	2,798,800	8,230,100	192,700	0	25,621,700	(4,133,000)	32,710,300	--
Authorized FY 2004	2,540,800	8,636,800	59,300	0	26,066,900	(2,104,400)	35,199,400	394.8
Appropriated FY 2005	2,874,200	8,835,200	59,300	0	26,527,300	240,400	38,536,400	395.8
DNR - Wildland Suppression Fund								
Actual FY 2003	3,200,000	0	0	0	0	0	3,200,000	--
Authorized FY 2004	0	0	0	0	0	0	0	0.0
Appropriated FY 2005	0	0	0	0	0	0	0	0.0
DNR - Wildlife Resources Restricted Account								
Actual FY 2003	66,400	0	0	0	0	0	66,400	--
Authorized FY 2004	68,000	0	0	0	0	0	68,000	0.0
Appropriated FY 2005	74,800	0	0	0	0	0	74,800	0.0
DNR - Wildlife Resources Contributed Research								
Actual FY 2003	0	15,300	813,700	0	0	0	829,000	--
Authorized FY 2004	0	0	336,700	0	0	0	336,700	1.0
Appropriated FY 2005	0	0	338,400	0	0	0	338,400	1.0
DNR - Wildlife Resources Cooperative Studies								
Actual FY 2003	0	3,741,200	729,900	0	0	1,154,600	5,625,700	--
Authorized FY 2004	0	4,866,700	510,900	0	0	0	5,377,600	45.5
Appropriated FY 2005	0	4,919,400	514,500	0	0	0	5,433,900	45.5

Continued on next page

Table 25 (Continued)
NATURAL RESOURCES
Operations Budget by Funding Source
Three-Year Comparison

	General Fund	Federal Funds	Dedicated Credits	Mineral Lease	Restricted/ Trust Funds	Other	Total	Est. Positions
Continued from previous page								
DNR - Parks and Recreation								
Actual FY 2003	8,185,000	950,500	7,994,800	0	5,234,900	(206,900)	22,158,300	--
Authorized FY 2004	8,292,100	965,700	301,100	0	13,677,600	494,700	23,731,200	350.1
Appropriated FY 2005	8,790,900	970,100	417,200	0	14,966,000	0	25,144,200	358.3
DNR - Geological Survey								
Actual FY 2003	2,127,600	572,400	435,800	912,500	0	277,000	4,325,300	--
Authorized FY 2004	2,113,200	1,011,500	830,300	1,210,600	0	36,900	5,202,500	65.6
Appropriated FY 2005	2,323,300	706,600	566,700	809,400	0	102,400	4,508,400	59.8
DNR - Water Resources								
Actual FY 2003	2,416,700	0	34,100	0	2,013,200	(11,800)	4,452,200	--
Authorized FY 2004	2,415,100	294,000	24,000	0	2,052,400	37,500	4,823,000	51.0
Appropriated FY 2005	2,473,400	0	34,000	0	2,107,400	6,000	4,620,800	51.0
DNR - Water Rights								
Actual FY 2003	5,726,800	0	262,500	0	0	(36,600)	5,952,700	--
Authorized FY 2004	5,802,000	0	325,000	0	0	50,000	6,177,000	79.5
Appropriated FY 2005	6,003,100	0	325,000	0	0	0	6,328,100	78.5
Total Department of Natural Resources								
Actual FY 2003	$41,997,800	$25,147,100	$16,135,000	$912,500	$40,094,700	($6,436,800)	$117,850,300	--
Authorized FY 2004	30,198,600	26,675,400	8,382,400	1,210,600	48,720,100	1,353,000	116,540,100	1,234.8
Appropriated FY 2005	31,221,600	26,005,700	8,169,800	809,400	51,158,400	497,200	117,862,100	1,243.5
Agriculture and Food								
Actual FY 2003	$9,520,400	$3,270,700	$988,100	$0	$1,513,400	$1,625,700	$16,918,300	--
Authorized FY 2004	10,655,900	2,122,400	1,041,000	0	1,674,800	2,151,900	17,646,000	209.0
Appropriated FY 2005	9,989,800	2,183,500	2,358,600	0	1,754,700	55,900	16,342,500	210.0
Utah State Fair Corporation[(a)]								
Actual FY 2003	343,300	0	2,474,000	0	0	838,500	3,655,800	--
Authorized FY 2004	743,300	0	2,917,400	0	0	391,600	4,052,300	0.0
Appropriated FY 2005	793,300	0	2,838,200	0	0	(98,500)	3,533,000	0.0
Total Department of Agriculture and Food								
Actual FY 2003	$9,863,700	$3,270,700	$3,462,100	$0	$1,513,400	$2,464,200	$20,574,100	--
Authorized FY 2004	11,399,200	2,122,400	3,958,400	0	1,674,800	2,543,500	21,698,300	209.0
Appropriated FY 2005	10,783,100	2,183,500	5,196,800	0	1,754,700	(42,600)	19,875,500	210.0
Trust Lands Administration								
Actual FY 2003	$0	$0	$0	$0	$7,247,400	($1,018,800)	$6,228,600	--
Authorized FY 2004	0	0	0	0	7,342,100	0	7,342,100	62.0
Appropriated FY 2005	0	0	0	0	7,520,900	0	7,520,900	62.0
TOTAL OPERATIONS BUDGET								
Actual FY 2003	$51,861,500	$28,417,800	$19,597,100	$912,500	$48,855,500	($4,991,400)	$144,653,000	--
Authorized FY 2004	41,597,800	28,797,800	12,340,800	1,210,600	57,737,000	3,896,500	145,580,500	1,505.8
Appropriated FY 2005	42,004,700	28,189,200	13,366,600	809,400	60,434,000	454,600	145,258,500	1,515.5

(a) Beginning with FY 2004, funding for the Utah State Fair Corporation was transferred from the Economic Development and Human Resources Appropriations Subcommittee to a new line item within the Department of Agriculture and Food.

Table 26
NATURAL RESOURCES
Capital Budget by Funding Source
Three-Year Comparison

	General Fund	Federal Funds	Dedicated Credits	Mineral Lease	Restricted/ Trust Funds	Other	Total	Est. Posi-tions
DNR - Wildlife Resources								
Actual FY 2003	$800,000	$10,769,300	$0	$0	$1,205,000	$562,300	$13,336,600	--
Authorized FY 2004	800,000	1,311,000	0	0	1,205,000	1,000,000	4,316,000	0.0
Appropriated FY 2005	800,000	1,311,000	0	0	1,205,000	0	3,316,000	0.0
DNR - Parks and Recreation								
Actual FY 2003	64,200	1,299,900	1,021,900	0	3,558,400	4,611,800	10,556,200	--
Authorized FY 2004	94,200	2,400,000	25,000	0	675,000	11,388,800	14,583,000	0.0
Appropriated FY 2005	94,200	1,550,000	25,000	0	675,000	0	2,344,200	0.0
DNR - Water Resources								
Actual FY 2003	1,582,300	0	0	0	0	(1,582,300)	0	--
Authorized FY 2004	1,582,300	0	0	0	0	(1,582,300)	0	0.0
Appropriated FY 2005	1,582,300	0	0	0	0	(1,582,300)	0	0.0
Trust Lands Administration								
Actual FY 2003	0	0	0	0	3,000,000	0	3,000,000	--
Authorized FY 2004	0	0	0	0	4,000,000	0	4,000,000	0.0
Appropriated FY 2005	0	0	0	0	4,000,000	0	4,000,000	0.0
TOTAL CAPITAL BUDGET								
Actual FY 2003	$2,446,500	$12,069,200	$1,021,900	$0	$7,763,400	$3,591,800	$26,892,800	--
Authorized FY 2004	2,476,500	3,711,000	25,000	0	5,880,000	10,806,500	22,899,000	0.0
Appropriated FY 2005	2,476,500	2,861,000	25,000	0	5,880,000	(1,582,300)	9,660,200	0.0

TOTAL OPERATIONS AND CAPITAL BUDGET								
Actual FY 2003	$54,308,000	$40,487,000	$20,619,000	$912,500	$56,618,900	($1,399,600)	$171,545,800	--
Authorized FY 2004	44,074,300	32,508,800	12,365,800	1,210,600	63,617,000	14,703,000	168,479,500	1,505.8
Appropriated FY 2005	44,481,200	31,050,200	13,391,600	809,400	66,314,000	(1,127,700)	154,918,700	1,515.5

NATURAL RESOURCES - BUDGET DETAIL

		General Fund	Federal Funds	Dedicated Credits	Mineral Lease	Restricted/ Trust Funds	Other Funds	Total Funds
	Beginning Base Budget							
M1	FY 2004 appropriated budget	$30,198,600	$22,092,900	$7,538,500	$779,200	$47,864,400	$480,100	$108,953,700
M2	Adjustments for one-time FY 2004 appropriations	410,000	0	0	0	(200,000)	0	210,000
M3	Adjustments for FY 2004 extra working day	(77,800)	(36,600)	(20,000)	(2,600)	(73,100)	0	(210,100)
M4	Transfer 1 FTE from DNR to Attorney General	(40,800)	0	0	0	0	0	(40,800)
M5	Adjustments to funding levels	0	3,511,300	288,500	2,600	108,300	17,100	3,927,800
	Total Beginning Base Budget - Natural Resources	**30,490,000**	**25,567,600**	**7,807,000**	**779,200**	**47,699,600**	**497,200**	**112,840,600**
	Statewide Ongoing Adjustments							
M6	Cost-of-living adjustments of 1%	183,400	99,000	18,800	5,800	239,600	0	546,600
M7	Internal service fund adjustments	(2,000)	5,800	0	700	24,900	0	29,400
M8	Market comparability adjustments	67,200	18,000	900	6,300	17,600	0	110,000
M9	Retirement rate adjustments	238,300	118,700	16,200	7,300	313,700	0	694,200
M10	Health and dental insurance rate adjustments	138,600	78,400	11,700	4,400	196,000	0	429,100
	Subtotal Statewide Ongoing Adjustments - Natural Resources	*625,500*	*319,900*	*47,600*	*24,500*	*791,800*	*0*	*1,809,300*
	Ongoing Adjustments							
M11	State parks fees restricted account reduction	0	0	0	0	(465,000)	0	(465,000)
M12	Soldier Hollow golf course funding	100,000	0	115,000	0	1,237,200	0	1,452,200
M13	Water Rights - operation expenses	45,000	0	0	0	0	0	45,000
M14	Wildlife Resources - restoration of funding	60,000	0	0	0	0	0	60,000
M15	Utah Lake comprehensive management plan	0	0	0	0	25,000	0	25,000
M16	PVE energy funding requirement	0	0	0	0	432,200	0	432,200
M17	Lone Peak initial attack wildland fire crew	0	0	168,000	0	0	0	168,000
M18	Endangered Species Mitigation Fund	0	0	0	0	412,800	0	412,800
	Subtotal Ongoing Adjustments - Natural Resources	*205,000*	*0*	*283,000*	*0*	*1,642,200*	*0*	*2,130,200*
	One-time Adjustments							
M19	One-time employee bonus	191,100	118,200	32,200	5,700	293,400	0	640,600
M20	Forestry, Fire, and State Lands - fire suppression program	(696,500)	0	0	0	696,500	0	0
M21	Oil, Gas, and Mining - abandoned mine reclamation	50,000	0	0	0	0	0	50,000
M22	Parks - Soldier Hollow golf course	100,000	0	0	0	0	0	100,000
M23	Parks - Field House of Natural History	100,000	0	0	0	0	0	100,000
M24	Water Rights - groundwater studies	116,500	0	0	0	0	0	116,500
M25	Bear Lake Commission	40,000	0	0	0	0	0	40,000
M26	Off-highway vehicle (HB 51; HB 3, Item 57)	0	0	0	0	16,900	0	16,900
M27	Great Salt Lake ramp improvement	0	0	0	0	18,000	0	18,000
	Subtotal One-time Adjustments - Natural Resources	*(98,900)*	*118,200*	*32,200*	*5,700*	*1,024,800*	*0*	*1,082,000*
	Total FY 2005 Natural Resources Adjustments	**731,600**	**438,100**	**362,800**	**30,200**	**3,458,800**	**0**	**5,021,500**
	Total FY 2005 Natural Resources Operating Budget	**$31,221,600**	**$26,005,700**	**$8,169,800**	**$809,400**	**$51,158,400**	**$497,200**	**$117,862,100**

NATURAL RESOURCES - BUDGET DETAIL (Continued)

		General Fund	Federal Funds	Dedicated Credits	Mineral Lease	Restricted/ Trust Funds	Other Funds	Total Funds
	Supplemental Adjustments							
M28	PVE energy funding requirement	$0	$0	$0	$0	$430,700	$0	$430,700
M29	Utah Lake boundary settlement	0	0	0	0	450,000	0	450,000
M30	Soldier Hollow golf course startup	0	0	0	0	240,000	0	240,000
M31	State park fees restricted account reduction	0	0	0	0	(465,000)	0	(465,000)
M32	OHV rider management	0	0	0	0	200,000	0	200,000
	Subtotal Supplemental Adjustments - Natural Resources	*0*	*0*	*0*	*0*	*855,700*	*0*	*855,700*
Total FY 2004 Natural Resources Budget Adjustments		**$0**	**$0**	**$0**	**$0**	**$855,700**	**$0**	**$855,700**
	Base Budget							
M33	FY 2004 appropriated budget (excluding appropriations for loans)	$2,476,500	$3,711,000	$25,000	$0	$1,880,000	($1,582,300)	$6,510,200
M34	Adjustments to funding levels	0	(850,000)	0	0	0	0	(850,000)
	Total FY 2005 Natural Resources Capital Base Budget	**2,476,500**	**2,861,000**	**25,000**	**0**	**1,880,000**	**(1,582,300)**	**5,660,200**
Total FY 2005 Natural Resources Capital Budget		**$2,476,500**	**$2,861,000**	**$25,000**	**$0**	**$1,880,000**	**($1,582,300)**	**$5,660,200**
	Beginning Base Budget							
M35	FY 2004 appropriated budget	$9,955,900	$2,122,400	$1,568,600	$0	$1,674,800	$262,700	$15,584,400
M36	Adjustments for one-time FY 2004 appropriations	(290,000)	0	0	0	0	0	(290,000)
M37	Adjustments for FY 2004 extra working day	(22,300)	(3,400)	(1,500)	0	(2,400)	0	(29,600)
M38	Adjustments to funding levels	0	(400)	180,000	0	0	(206,800)	(27,200)
	Total Beginning Base Budget - Agriculture and Food	**9,643,600**	**2,118,600**	**1,747,100**	**0**	**1,672,400**	**55,900**	**15,237,600**
	Statewide Ongoing Adjustments							
M39	Cost-of-living adjustments of 1%	58,500	11,000	6,300	0	6,600	0	82,400
M40	Internal service fund adjustments	20,500	6,800	4,700	0	8,700	0	40,700
M41	Market comparability adjustments	44,600	7,200	1,500	0	0	0	53,300
M42	Retirement rate adjustments	74,700	14,400	8,300	0	7,500	0	104,900
M43	Health and dental insurance rate adjustments	61,200	11,800	7,700	0	9,000	0	89,700
	Subtotal Statewide Ongoing Adjustments - Ag. and Food	*259,500*	*51,200*	*28,500*	*0*	*31,800*	*0*	*371,000*

NATURAL RESOURCES - BUDGET DETAIL (Continued)

		General Fund	Federal Funds	Dedicated Credits	Mineral Lease	Restricted/ Trust Funds	Other Funds	Total Funds
	Ongoing Adjustments							
M44	Funding reallocation (HB 283; HB 3, Item 61, 59)	(343,400)	0	533,600	0	0	0	190,200
M45	Meat inspector	18,400	0	0	0	0	0	18,400
M46	Junior livestock show	20,000	0	0	0	0	0	20,000
M47	Market News	40,000	0	0	0	0	0	40,000
M48	Brucellosis Vaccination Amendments (HB 92; HB 3, Item 65)	20,000	0	0	0	0	0	20,000
M49	Egg inspector	0	0	40,300	0	0	0	40,300
	Subtotal Ongoing Adjustments - Ag. and Food	*(245,000)*	*0*	*573,900*	*0*	*0*	*0*	*328,900*
	One-time Adjustments							
M50	One-time employee bonus	73,100	13,700	9,100	0	10,500	0	106,400
M51	Ag in the Classroom	70,000	0	0	0	0	0	70,000
M52	High school rodeo competition	10,000	0	0	0	0	0	10,000
M53	Market News	45,000	0	0	0	0	0	45,000
M54	Brucellosis Vaccination Amendments (HB 92)	20,000	0	0	0	0	0	20,000
M55	Junior livestock show	20,000	0	0	0	0	0	20,000
M56	Cedar Mountain Science Center	25,000	0	0	0	0	0	25,000
M57	Rabbit euthanization reimbursement	28,600	0	0	0	0	0	28,600
M58	Farm Safety	40,000	0	0	0	0	0	40,000
M59	Brand book renewal	0	0	0	0	40,000	0	40,000
	Subtotal One-time Adjustments - Ag. and Food	*331,700*	*13,700*	*9,100*	*0*	*50,500*	*0*	*405,000*
	Total FY 2005 Agriculture and Food Adjustments	**346,200**	**64,900**	**611,500**	**0**	**82,300**	**0**	**1,104,900**
	Total FY 2005 Agriculture and Food Operating Budget	**$9,989,800**	**$2,183,500**	**$2,358,600**	**$0**	**$1,754,700**	**$55,900**	**$16,342,500**
	Supplemental Adjustments							
M60	Egg inspector	$0	$0	$10,100	$0	$0	$0	$10,100
M61	Mormon Cricket and grasshopper eradication	200,000	0	0	0	0	0	200,000
M62	Mosquito abatement	500,000	0	0	0	0	0	500,000
	Subtotal Supplemental Adjustments - Agriculture and Food	*700,000*	*0*	*10,100*	*0*	*0*	*0*	*710,100*
	Total FY 2004 Agriculture and Food Budget Adjustments	**$700,000**	**$0**	**$10,100**	**$0**	**$0**	**$0**	**$710,100**

NATURAL RESOURCES - BUDGET DETAIL (Continued)

		General Fund	Federal Funds	Dedicated Credits	Mineral Lease	Restricted/ Trust Funds	Other Funds	Total Funds
	Beginning Base Budget							
M63	FY 2004 appropriated budget	$0	$0	$0	$0	$7,342,100	$0	$7,342,100
M64	Adjustments for FY 2004 extra working day	0	0	0	0	(13,300)	0	(13,300)
	Total Beginning Base Budget - Trust Lands Administration	**0**	**0**	**0**	**0**	**7,328,800**	**0**	**7,328,800**
	Statewide Ongoing Adjustments							
M65	Cost-of-living adjustments of 1%	0	0	0	0	36,400	0	36,400
M66	Internal service fund adjustments	0	0	0	0	800	0	800
M67	Market comparability adjustments	0	0	0	0	7,200	0	7,200
M68	Retirement rate adjustments	0	0	0	0	48,100	0	48,100
M69	Health and dental insurance rate adjustments	0	0	0	0	27,700	0	27,700
	Subtotal Statewide Ongoing Adjustments - Trust Lands Admin.	*0*	*0*	*0*	*0*	*120,200*	*0*	*120,200*
	Ongoing Adjustments							
M70	Royalty auditing	0	0	0	0	40,000	0	40,000
	Subtotal Ongoing Adjustments - Trust Lands Administration	*0*	*0*	*0*	*0*	*40,000*	*0*	*40,000*
	One-time Adjustments							
M71	One-time employee bonus	0	0	0	0	31,900	0	31,900
	Subtotal One-time Adjustments - Trust Lands Administration	*0*	*0*	*0*	*0*	*31,900*	*0*	*31,900*
	Total FY 2005 Trust Lands Administration Adjustments	**0**	**0**	**0**	**0**	**192,100**	**0**	**192,100**
	Total FY 2005 Trust Lands Administration Operating Budget	**$0**	**$0**	**$0**	**$0**	**$7,520,900**	**$0**	**$7,520,900**
	Base Budget							
M72	FY 2004 appropriated budget	$0	$0	$0	$0	$3,000,000	$0	$3,000,000
	Total FY 2005 Trust Lands Admin. Capital Adjustments	**0**	**0**	**0**	**0**	**3,000,000**	**0**	**$3,000,000**
	Ongoing Adjustments							
M73	Development operations - capital improvement	0	0	0	0	1,000,000	0	1,000,000
	Subtotal Ongoing Capital Adjustments - Trust Lands	*0*	*0*	*0*	*0*	*1,000,000*	*0*	*1,000,000*
	Total FY 2005 Trust Lands Admin. Capital Adjustments	**0**	**0**	**0**	**0**	**1,000,000**	**0**	**1,000,000**
	Total FY 2005 Trust Lands Administration Capital Budget	**$0**	**$0**	**$0**	**$0**	**$4,000,000**	**$0**	**$4,000,000**

NATURAL RESOURCES - BUDGET DETAIL (Continued)

		General Fund	Federal Funds	Dedicated Credits	Mineral Lease	Restricted/ Trust Funds	Other Funds	Total Funds
	Supplemental Adjustments							
M74	Development operations - capital improvement	$0	$0	$0	$0	$1,000,000	$0	$1,000,000
	Subtotal Supplemental Adjustments Trust Lands Admin. Capital	*0*	*0*	*0*	*0*	*1,000,000*	*0*	*1,000,000*
	Total FY 2004 Trust Lands Administration Capital Supplementals	**$0**	**$0**	**$0**	**$0**	**$1,000,000**	**$0**	**$1,000,000**
	Beginning Base Budget							
M75	FY 2004 appropriated budget	$443,300	$0	$3,936,900	$0	$0	($98,500)	$4,281,700
M76	Adjustments to funding levels	0	0	(1,098,700)	0	0	0	(1,098,700)
	Total Beginning Base Budget - Utah State Fair Corporation	**443,300**	**0**	**2,838,200**	**0**	**0**	**(98,500)**	**3,183,000**
	Ongoing Adjustments							
M77	State Fair operations	350,000	0	0	0	0	0	350,000
	Subtotal Ongoing Adjustments - Utah State Fair Corporation	*350,000*	*0*	*0*	*0*	*0*	*0*	*350,000*
	Total FY 2005 Utah State Fair Corporation Adjustments	**350,000**	**0**	**0**	**0**	**0**	**0**	**350,000**
	Total FY 2005 State Fair Corporation Operating Budget	**$793,300**	**$0**	**$2,838,200**	**$0**	**$0**	**($98,500)**	**$3,533,000**
	Supplemental Adjustments							
M78	State Fair operations	$300,000	$0	$0	$0	$0	$0	$300,000
	Subtotal Supplemental Adjustments - Utah State Fair	*300,000*	*0*	*0*	*0*	*0*	*0*	*300,000*
	Total FY 2004 Utah State Fair Corporation Budget Adjustments	**$300,000**	**$0**	**$0**	**$0**	**$0**	**$0**	**$300,000**
	NATURAL RESOURCES TOTALS							
	FY 2005 Operating Base Budget	$40,576,900	$27,686,200	$12,392,300	$779,200	$56,700,800	$454,600	$138,590,000
	FY 2005 Operating Ongoing and One-time Adjustments	1,427,800	503,000	974,300	30,200	3,733,200	0	6,668,500
	FY 2005 Operating Appropriation	42,004,700	28,189,200	13,366,600	809,400	60,434,000	454,600	145,258,500
	FY 2004 Operating Adjustments	1,000,000	0	10,100	0	855,700	0	1,865,800
	FY 2005 Capital Base Budget	2,476,500	2,861,000	25,000	0	4,880,000	(1,582,300)	8,660,200
	FY 2005 Capital Ongoing and One-time Adjustments	0	0	0	0	1,000,000	0	1,000,000
	FY 2005 Capital Appropriation	2,476,500	2,861,000	25,000	0	5,880,000	(1,582,300)	9,660,200
	FY 2004 Capital Adjustments	0	0	0	0	1,000,000	0	1,000,000

PUBLIC EDUCATION

Phillip Jeffery, Analyst

Where Will My Taxes Go for Public Education?
(Figure Based on Total FY 2005 Funding)

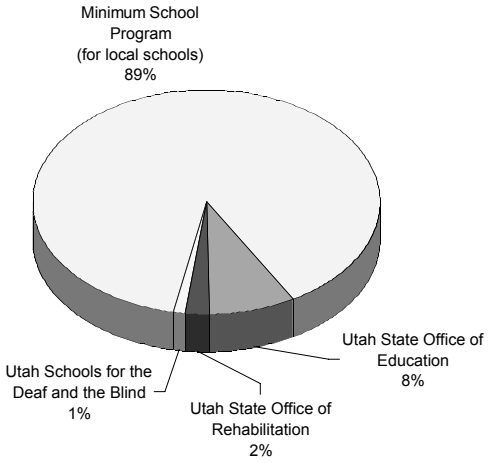

Highlighted Services

$2.1 billion for the Minimum School Program
- 494,600 projected students in K-12
- Provides 40 school districts funding based on enrollment, student, district, and taxpayer characteristics

$23 million (state funds) for the Utah State Office of Education
- Provides implementation support for school districts concerning federal and state mandates
- Acts as the fiduciary agent in the disbursement of federal funding to local school districts

Utah's National Assessment of Educational Progress Fourth Grade Reading Results

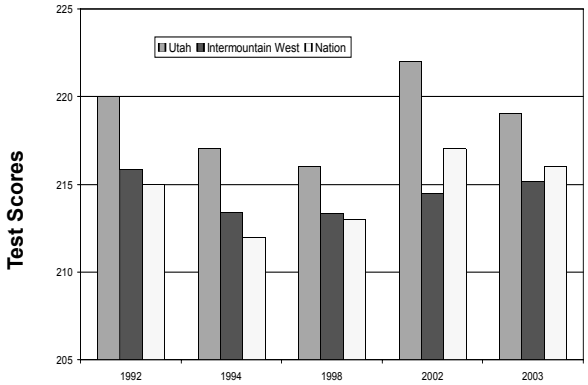

General Session Highlights
(All Funding Sources)

- $21 million - WPU increase of 1.49 percent
- $21.5 million - Retirement rate adjustments
- $15.0 million - Reading Achievement Program ($2.5 million one time) and $15.0 million authorized board leeway
- $2.6 million - Charter school growth (also $0.7 million FY 2004 supplemental)
- $27.9 million - Enrollment growth

Projected Annual Public Education Student Growth

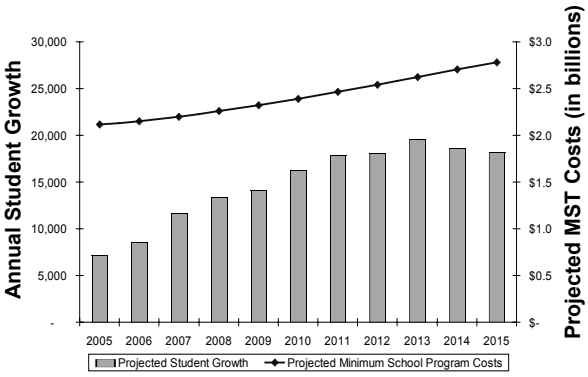

Overview

Public education includes the Minimum School Program (MSP), the State Office of Education (USOE), the Utah Schools for the Deaf and the Blind (USDB), and the Utah State Office of Rehabilitation (USOR). Their collective goal is to provide opportunities for each student to be literate and to possess the basic knowledge and life skills necessary to become a contributing citizen in society.

The total public education appropriation for FY 2005 is $2,537,477,500. The state funds appropriation is $1,814,705,200, representing an increase of 6.6 percent over the FY 2004 authorized amount.

Budget Adjustments

A total of $1,418,100, including $1,016,100 in Uniform School Fund (USF), was appropriated to USOE, USOR, and USDB to provide a 1.0 percent cost-of-living salary adjustment, health and dental insurance rate increases, market compensation adjustments, and retirement rate increases. Another $515,800 in total funds, including $368,600 in USF, was appropriated for a one-time employee bonus.

Minimum School Program

The MSP mandates a basic levy for local property taxes for districts to receive state funding, and for FY 2005 that levy is estimated at 0.001754. The State Tax Commission shall certify on or before June 22, 2004 that the approved rate will generate $217,590,703 in local revenue statewide.

Governor Walker's Reading Achievement Program was funded with $15,000,000 in USF ($2,500,000 one time) and authority for local school boards to raise an additional $15,000,000 in local property taxes with a board leeway. This money will be used to create or enhance kindergarten through third grade reading programs throughout the state.

The Weighted Pupil Unit (WPU) was increased 1.49 percent for FY 2005, from $2,150 to $2,182. This action accounts for an increase of $20,957,900 in USF spread by the legislative fiscal analyst across all WPU-driven programs and the transportation, social security, and retirement programs. This money is expected to fund a 1.0 percent salary adjustment and health and dental benefit cost increases. An additional $17,200,400 USF appropriation was made to provide a one-time employee bonus.

Enrollment for the 2004-2005 school year is expected to increase by approximately 7,200 students. The legislature provided funding for this enrollment growth by allocating $27,866,200 in USF to the MSP.

Charter schools were appropriated an additional $2,625,300 in USF to provide local replacement funding. The legislature also eliminated the Charter School Capital Facilities Revolving Loan Fund, which was created last year.

The annual one-time funding for classroom supplies equals $5,500,000 this year. It provides elementary teachers up to $225 and secondary teachers up to $175 in reimbursement for out-of-pocket classroom supply expenses.

Utah State Office of Education

The Fine Arts and Science program received an additional $320,000 in one-time USF and $12,500 in ongoing USF.

Utah State Office of Rehabilitation

To address some of the growth concerns, the legislature provided USOR an increase of $450,000 in USF. Additionally, $100,000 in USF was provided to support a Southern Utah Hearing Program. Total USF increases for FY 2005

amount to a 5.3 percent increase over the authorized FY 2004 budget.

Utah Schools for the Deaf and the Blind

The legislature provided a salary increase to the teachers at the USDB through an allocation of $172,200 in USF. The overall increase of FY 2005 USF funding over the FY 2004 authorized level equals 5.8 percent.

Internal Service Funds

USOE includes one internal service fund (ISF) that provides products and services for all public education divisions on a cost-reimbursement basis. They are set up to account for the cost of certain governmental services and to avoid duplication of effort among divisions, thus providing agency-wide savings. ISF agencies must receive legislative approval for all capital acquisitions and full-time equivalent positions (FTEs). State agency budgets include funding for ISF services.

The accompanying table shows the amount the public education ISF is expected to collect from user agencies, the maximum dollar amount of capital assets that may be acquired by the agency, and the authorized number of FTEs in each ISF.

	Actual FY 2003	Estimated/Authorized FY 2004	Approved FY 2005
General Services			
Revenue Estimate	$806,271	$901,000	$960,000
Capital Acquisition Limit	$0	$34,600	$22,100
FTE	6.9	8.3	8.3

Future Budget Issues

Utah is facing critical levels of growth. Current projections indicate that Utah schools will grow by 29 percent over the next ten years. Current and potential public education funding sources, along with the prudent usage of those resources, need to be examined.

Legislative Intent Statements

Senate Bill 1

FY 2005, Item

210 USOE will include in their FY 2006 budget submission a Teacher Licensing Fee Plan that provides adequate funds for the operation of the Education Licensing Section without the use of USF.

The legislature recommends that in addition to continuing the instructional materials correlation process, USOE contract with a review body that has satisfied the Interim Education Committee's RFP process to conduct review of instructional materials to provide a complete correlation to the state core curriculum prior to the time the USOE, districts, schools, and teachers purchase instructional materials. The third party review body shall report the results of the correlation through an online system to make its correlation findings available for review and application by all teachers in the state. The cost of the review process

shall be born by the publishers of instructional materials.

210, 212

The State Superintendent and State Board of Education (USBE) will make substantial effort to combine the services of the USDB and the Jean Massieu Charter School for the deaf. This shall include administrative support for instruction in American Sign Language as well as bi-lingual and bi-cultural education. The State Superintendent shall report the progress of this intent in the September 2004 Education Interim Committee.

212 Beginning July 1, 2004 the fiscal management of USDB shall be placed in USOE, and USOE shall provide oversight of USDB operations and finances.

USBE and USDB shall report to the Public Education Appropriation Committee prior to November 30, 2004 detailing the implementation of the legislative audit recommendations.

Calculation of the teacher salary adjustments detailed in Section 53A-25-111, UCA, shall be done by USOE in conjunction with the director of USDB. This calculation should be presented to USBE early enough for inclusion in the FY 2006 budget submission. A report detailing the calculation of the salary adjustment should also be submitted to the Governor's Office of Planning and Budget and the Office of the Legislative Fiscal Analyst.

213 The appropriate use of USDB Trust Land Funds should be clarified by USOE in consultation with the USDB Institutional Council. This definition should include any restrictions on the use of Trust Land Funds as well as a specific plan outlining the use of the closing nonlapsing balances held by the line item. The results of this intent should be reported to Public Education Appropriations Subcommittee before the 2005 General Session.

215 Entities that received funding under the Fine Arts and Sciences line item last year should receive at least the same amount in FY 2005, provided they continue to provide the same level of service or greater and meet all the necessary requirements applicable to other groups participating in the programs.

USBE shall make rules governing the eligibility, funding distribution, and requirements of the Fine Arts and Sciences programs.

Senate Bill 3

FY 2005, Section 17

1) Given the additional cost of training and/or testing related to being recognized as a "Highly Qualified Teacher", the legislature encourages the state and local school districts to give consideration for funding the additional out of pocket expenses that existing certified teachers will be asked to bear to give high priority for funding those expenses from the Quality Teacher Block Grant.

2) The $2,500,000 in one-time USF for the Performance Plus Reading Initiative should be considered for ongoing funding in subsequent legislative sessions.

House Bill 3

FY 2005, Item

68, 74

In compliance with provisions of House Bill 78, *School LAND Trust Program Restricted Account* (D. Clarke), the appropriations in Senate Bill 1, *Appropriations Act* (Blackham), Item 210, and Senate Bill 3, *Minimum School Program Act Amendments* (Stephenson), 53a-17a-104(y), for the School LAND Trust Program is from the Interest and Dividends Account within the USF.

Minimum School Program FY 2005

	Appropriation HB 3 FY 2004			Minimum School Program Act Amendments, SB 3 FY 2005		Difference FY 2004 - FY 2005	
	FY 2004 WPUs @	$2,150		FY 2005 WPUs @	$2,182	$ Amount	WPU Percent 1.49%
Plan of Financing							
Local Revenue							
1. Basic Levy		$212,110,681	*(a)*		$217,590,703	*(a)* $5,480,022	2.6 %
2. Voted Leeway		136,088,319			146,631,201	10,542,882	7.7
3. Board Leeway		38,638,837			40,677,673	2,038,836	5.3
Total Local Contribution		**$386,837,837**			**$404,899,577**	**$18,061,740**	**4.7 %**
State Revenue							
Minimum School Program Act							
1. Uniform School Fund (USF)		$1,596,293,274			$1,665,619,511	$69,326,237	4.3 %
2. Permanent Trust Fund Interest to Local Schools		8,600,000	*(b)*		8,820,000	220,000	2.6
3. Uniform School Fund One-time		5,000,000			24,300,400	19,300,400	386.0
4. Uniform School Fund - School Building Aid		27,288,900			27,288,900	0	0.0
Subtotal - Minimum School Program Act		***1,637,182,174***			***1,726,028,811***	***88,846,637***	**5.4 %**
Other Bills							
1. Uniform School Fund - SB 3 (FY 2004)		891,000	*(c)*		0	(891,000)	(100.0)
2. Education Technology Support for Testing Initiative - SB 51		0			5,000,000	5,000,000	100.0
3. Reading Achievement Program - SB 230		0			15,000,000	*(d)* 15,000,000	100.0
Subtotal - Other Bills		***891,000***			***20,000,000***	***19,109,000***	
Total State Revenue		**$1,638,073,174**			**$1,746,028,811**	**$107,955,637**	**6.6 %**
Total Revenue		**$2,024,911,011**			**$2,150,928,388**	**$126,017,377**	**6.2 %**
Programs							
A. Regular Basic School Programs							
1. Kindergarten	20,433	$43,930,950		22,481	$49,053,542	$5,122,592	11.7 %
2. Grades 1-12	432,649	930,195,350		438,303	956,377,146	26,181,796	2.8
3. Necessarily Existent Small Schools	7,532	16,193,800		7,667	16,729,394	535,594	3.3
4. Professional Staff	41,548	89,328,200		42,814	93,420,148	4,091,948	4.6
5. Administrative Costs	1,655	3,558,250		1,662	3,626,484	68,234	1.9
Total Regular Basic School Programs	**503,817**	**$1,083,206,550**		**512,927**	**$1,119,206,714**	**$36,000,164**	**3.3 %**
B. Restricted Basic School Programs							
1. Special Education - Regular Program							
a. Special Education Add-On WPUs	53,489	$115,001,350		53,891	$117,590,162	$2,588,812	2.3 %
b. Self-Contained Regular WPUs	12,417	26,696,550		12,579	27,447,378	750,828	2.8
2. Special Education Pre-School	6,269	13,478,350		6,664	14,540,848	1,062,498	7.9
3. Extended Year Program for Severely Disabled	321	690,150		351	765,882	75,732	11.0
4. Special Education - State Programs	1,358	2,919,700		1,378	3,006,796	87,096	3.0
5. Applied Technology Education							
a. Applied Technology Education - District	23,348	50,198,200		23,698	51,709,036	1,510,836	3.0
b. Applied Technology - District Set Aside	995	2,139,250		1,010	2,203,820	64,570	3.0
6. Class Size Reduction	29,757	63,977,550		30,203	65,902,946	1,925,396	3.0
Total Restricted Basic School Programs	**127,954**	**$275,101,100**		**129,774**	**$283,166,868**	**$8,065,768**	**2.9 %**
Total Basic School Program	**631,771**	**$1,358,307,650**		**642,701**	**$1,402,373,582**	**$44,065,932**	**3.2 %**

C. Related to Basic Program					
1. Social Security and Retirement	$232,739,964		$261,482,231	$28,742,267	12.3 %
2. Pupil Transportation to and from School	56,245,567		57,061,128	815,561	1.5
3. Transportation Levy Guarantee	500,000		500,000	0	0.0
4. Local Discretionary Block Grant	21,824,448		21,824,448	0	0.0
5. Interventions for Student Success Block Grant Program	15,308,708		14,908,708	(400,000)	(2.6)
6. Quality Teaching Block Grant Program	57,426,623		57,426,623	0	0.0
7. Math/Science Recruitment and Retention	600,000		0	(600,000)	(100.0)
Total Related to Basic Program	**$384,645,310**		**$413,203,138**	**$28,557,828**	**7.4 %**
D. Categorical Programs					
1. Highly Impacted Schools	$5,123,207		$5,123,207	$0	0.0 %
2. At-Risk Programs	24,778,484		24,778,484	0	0.0
3. Adult Education	5,826,865		5,826,865 *(e)*	0	0.0
4. Accelerated Learning Programs	8,695,104		8,695,104	0	0.0
Total Categorical Programs	**$44,423,660**		**$44,423,660**	**$0**	**0.0 %**
E. Special Purpose Programs					
1. Reading Achievement Program - SB 230	$0		$15,000,000	$15,000,000	100.0 %
2. Electronic High School	575,000 *(c)*		700,000	125,000	21.7
3. Permanent Trust Fund Interest to Local Schools	8,600,000 *(b)*		8,820,000	220,000	2.6
4. Charter School Local Replacement Funding	3,093,172 *(c)*		5,002,450	1,909,278	61.7
5. University of Utah Reading Clinic	375,000		375,000	0	0.0
Total Special Purpose Programs	**$12,643,172**		**$29,897,450**	**$17,254,278**	**136.5 %**
F. Board and Voted Leeway Programs					
1. Voted Leeway Program	$149,234,487		$159,084,242	$9,849,755	6.6 %
2. Board Leeway Program	43,367,832		45,357,016	1,989,184	4.6
Total Board and Voted Leeway Programs	**$192,602,319**		**$204,441,258**	**$11,838,939**	**6.1 %**
G. One-time Appropriations					
1. Classroom Supplies	$5,000,000		$5,500,000	$500,000	10.0 %
2. Adult Education	0		1,600,000 *(e)*	1,600,000	100.0
3. One-time compensation bonus	0		17,200,400	17,200,400	100.0
4. U-Pass Technology - On line Testing (SB 51)	0		5,000,000	5,000,000	100.0
Total One-time Appropriations	**$5,000,000**		**$29,300,400**	**$24,300,400**	**486.0 %**
H. School Building Aid Program					
1. Capital Outlay Equalization Program	$24,358,000		$24,358,000	$0	0.0 %
2. Enrollment Growth Program	2,930,900		2,930,900	0	0.0
Total School Building Aid Program	**$27,288,900**		**$27,288,900**	**$0**	**0.0 %**
Total Minimum School Program Act	**$2,024,911,011**		**$2,150,928,388**	**$126,017,377**	**6.2 %**

Notes:

(a) The Basic Tax Rate for FY 2004 is 0.001743 and .001754 for FY 2005

(b) The Permanent Trust Fund Interest is expected to decrease $1,450,000 for FY 2004 from the original appropriation.

(c) SB 3, Minimum School Program Act Amendments, allocated $175,000 one-time USF for Electronic High School and $716,000 one-time USF for Charter School Local Replacement Funding .

(d) SB 230, Reading Achievement Program appropriated $2,500,000 one-time USF and $12,500,000 ongoing USF with a $15,000,000 special Board Leeway option.

(e) Adult Education received a one-time $1,600,000 appropriation and intent language for up to $1,000,000 from non-lapsing balances to replace the cuts taken in FY 2003.

Table 27
PUBLIC EDUCATION
Operations Budget by Funding Source
Three-Year Comparison

	General Fund	School Funds	Federal Funds	Dedicated Credits	Other	Property Tax	Total	Est. Posi-tions
Utah State Office of Education								
Actual FY 2003	$0	$23,437,100	$166,136,100	$5,475,200	$2,584,200	$0	$197,632,600	--
Authorized FY 2004	0	22,806,900	166,429,800	6,351,000	1,364,700	0	196,952,400	192.7
Appropriated FY 2005	1,400,000	21,418,300	166,511,900	6,360,500	1,552,500	0	197,243,200	194.7
Utah State Office of Rehabilitation								
Actual FY 2003	254,900	17,986,800	29,734,100	313,200	465,300	0	48,754,300	--
Authorized FY 2004	254,900	18,166,100	30,610,700	672,000	0	0	49,703,700	403.9
Appropriated FY 2005	254,900	19,125,500	30,859,700	680,300	0	0	50,920,400	403.9
Utah Schools for the Deaf and the Blind (USDB)								
Actual FY 2003	0	17,214,300	0	878,700	3,381,600	0	21,474,600	--
Authorized FY 2004	0	18,106,800	0	645,100	3,542,700	0	22,294,600	372.0
Appropriated FY 2005	0	19,166,600	0	633,700	3,183,100	0	22,983,400	374.9
USDB - Institutional Council								
Actual FY 2003	0	0	0	(39,800)	89,800	0	50,000	--
Authorized FY 2004	0	0	0	0	199,100	0	199,100	0.0
Appropriated FY 2005	0	0	0	363,100	(73,100)	0	290,000	0.0
Educational Contracts								
Actual FY 2003	0	3,878,300	0	0	(53,800)	0	3,824,500	--
Authorized FY 2004	0	3,854,800	0	0	0	0	3,854,800	0.0
Appropriated FY 2005	0	3,854,800	0	0	0	0	3,854,800	0.0
Science and the Arts								
Actual FY 2003	0	2,934,300	0	0	12,400	0	2,946,700	--
Authorized FY 2004	0	2,979,000	0	0	0	0	2,979,000	0.0
Appropriated FY 2005	0	3,311,500	0	0	0	0	3,311,500	0.0
Nutrition Programs								
Actual FY 2003	0	164,400	91,838,700	15,799,200	0	0	107,802,300	--
Authorized FY 2004	0	140,100	91,940,800	15,799,200	0	0	107,880,100	25.5
Appropriated FY 2005	0	144,800	91,992,000	15,809,000	0	0	107,945,800	25.5
Minimum School Program (MSP)								
Actual FY 2003	0	1,572,782,800	0	85,000	(31,190,600)	369,419,000	1,911,096,200	--
Authorized FY 2004	0	1,602,184,300	0	0	31,105,600	386,837,800	2,020,127,700	0.0
Appropriated FY 2005	0	1,709,919,900	0	0	0	404,899,600	2,114,819,500	0.0
MSP - Trust Fund Interest to Districts								
Actual FY 2003	0	9,800,000	0	0	0	0	9,800,000	--
Authorized FY 2004	0	8,600,000	0	0	0	0	8,600,000	0.0
Appropriated FY 2005	0	8,820,000	0	0	0	0	8,820,000	0.0
Indirect Cost Pool								
Actual FY 2003	0	0	0	0	0	0	0	--
Authorized FY 2004	0	0	0	0	0	0	0	49.0
Appropriated FY 2005	0	0	0	0	0	0	0	49.0
TOTAL OPERATIONS BUDGET								
Actual FY 2003	$254,900	$1,648,198,000	$287,708,900	$22,511,500	($24,711,100)	$369,419,000	$2,303,381,200	--
Authorized FY 2004	254,900	1,676,838,000	288,981,300	23,467,300	36,212,100	386,837,800	2,412,591,400	1,043.1
Appropriated FY 2005	1,654,900	1,785,761,400	289,363,600	23,846,600	4,662,500	404,899,600	2,510,188,600	1,048.0

Table 28
PUBLIC EDUCATION
Capital Budget by Funding Source
Three-Year Comparison

	General Fund	School Funds	Federal Funds	Dedicated Credits	Other	Property Tax	Total	Est. Positions
Capital Outlay Program								
Actual FY 2003	$0	$28,358,000	$0	$0	$0	$0	$28,358,000	--
Authorized FY 2004	0	24,358,000	0	0	0	0	24,358,000	0.0
Appropriated FY 2005	0	24,358,000	0	0	0	0	24,358,000	0.0
Capital Outlay Program - Enrollment Growth Program								
Actual FY 2003	0	0	0	0	0	0	0	--
Authorized FY 2004	0	2,930,900	0	0	0	0	2,930,900	0.0
Appropriated FY 2005	0	2,930,900	0	0	0	0	2,930,900	0.0
Charter School Capital Outlay Revolving Loan Program								
Actual FY 2003	0	0	0	0	0	0	0	--
Authorized FY 2004	0	500,000	0	0	0	0	500,000	0.0
Appropriated FY 2005	0	0	0	0	0	0	0	0.0
TOTAL CAPITAL BUDGET								
Actual FY 2003	$0	$28,358,000	$0	$0	$0	$0	$28,358,000	--
Authorized FY 2004	0	27,788,900	0	0	0	0	27,788,900	0.0
Appropriated FY 2005	0	27,288,900	0	0	0	0	27,288,900	0.0

TOTAL OPERATIONS AND CAPITAL BUDGET								
Actual FY 2003	$254,900	$1,676,556,000	$287,708,900	$22,511,500	($24,711,100)	$369,419,000	$2,331,739,200	--
Authorized FY 2004	254,900	1,704,626,900	288,981,300	23,467,300	36,212,100	386,837,800	2,440,380,300	1,043.1
Appropriated FY 2005	1,654,900	1,813,050,300	289,363,600	23,846,600	4,662,500	404,899,600	2,537,477,500	1,048.0

PUBLIC EDUCATION - BUDGET DETAIL

		General Fund	School Funds	Federal Funds	Dedicated Credits	Other Funds	Property Tax Funds	Total Funds
	Beginning Base Budget							
N1	FY 2004 appropriated budget	$254,900	$1,677,746,900	$259,930,900	$26,578,400	$1,073,500	$386,837,800	$2,352,422,400
N2	Adjustments for one-time FY 2004 appropriations	0	(6,919,500)	(36,200)	(4,400)	(5,700)	0	(6,965,800)
N3	Adjustments to funding levels	0	0	29,043,600	(2,831,100)	3,578,300	0	29,790,800
	Total Beginning Base Budget - Public Education	**254,900**	**1,670,827,400**	**288,938,300**	**23,742,900**	**4,646,100**	**386,837,800**	**2,375,247,400**
	Statewide Ongoing Adjustments							
N4	Internal service fund adjustments	0	(5,200)	(400)	(1,600)	(1,800)	0	(9,000)
N5	Cost-of-living adjustments of 1%	0	312,200	96,000	21,400	4,900	0	434,500
N6	Market comparability adjustments	0	68,600	23,000	8,200	200	0	100,000
N7	Retirement rate adjustments	0	374,000	111,700	24,900	5,600	0	516,200
N8	Health and dental insurance rate adjustments	0	261,300	83,500	19,300	3,300	0	367,400
	Subtotal Statewide Ongoing Adjustments - Public Education	*0*	*1,010,900*	*313,800*	*72,200*	*12,200*	*0*	*1,409,100*
	Ongoing Adjustments							
N9	MSP - WPU increase of 1.49%	0	20,957,900	0	0	0	0	20,957,900
N10	MSP - enrollment growth	0	27,866,200	0	0	0	0	27,866,200
N11	MSP - Electronic High School	0	300,000	0	0	0	0	300,000
N12	MSP - retirement rate adjustments	0	21,453,300	0	0	0	0	21,453,300
N13	MSP - charter school growth	0	2,625,300	0	0	0	0	2,625,300
N14	MSP - guarantee increase for Board and Voted Leeways	0	2,603,600	0	0	0	0	2,603,600
N15	MSP - Reading Achievement Program (SB 230)	0	12,500,000	0	0	0	0	12,500,000
N16	MSP - Permanent Trust Fund interest to local schools	0	(1,150,000)	0	0	0	0	(1,150,000)
N17	MSP - Basic Levy property tax offset	0	(5,480,000)	0	0	0	5,480,000	0
N18	MSP - Board and Voted Leeways increase	0	0	0	0	0	12,581,800	12,581,800
N19	MSP - eliminate funding for Math/Science Teacher Initiative	0	(600,000)	0	0	0	0	(600,000)
N20	MSP - interventions for student success reduction	0	(400,000)	0	0	0	0	(400,000)
N21	USOR - rehabilitation counselors	0	200,000	0	0	0	0	200,000
N22	USOR - independent living	0	150,000	0	0	0	0	150,000
N23	USOR - Southern Utah Hearing Program	0	100,000	0	0	0	0	100,000
N24	USOR - assistive technology	0	100,000	0	0	0	0	100,000
N25	USDB - teacher salaries	0	172,200	0	0	0	0	172,200
N26	USOE - Fine Arts and Sciences	0	12,500	0	0	0	0	12,500
N27	USOE - Charter Sch. Governing Brd. (HB 152; HB 3, Items 70, 71)	0	23,100	0	0	0	0	23,100
	Subtotal Ongoing Adjustments - Public Education	*0*	*81,434,100*	*0*	*0*	*0*	*18,061,800*	*99,495,900*
	One-time Adjustments							
N28	MSP - funding for classroom supplies	0	5,500,000	0	0	0	0	5,500,000
N29	MSP - Reading Achievement Program (SB 230)	0	2,500,000	0	0	0	0	2,500,000
N30	MSP - Adult Education	0	1,600,000	0	0	0	0	1,600,000
N31	MSP - one-time employee bonus	0	17,200,400	0	0	0	0	17,200,400

PUBLIC EDUCATION - BUDGET DETAIL (Continued)

		General Fund	School Funds	Federal Funds	Dedicated Credits	Other Funds	Property Tax Funds	Total Funds
N32	Carson Smith Special Needs Scholarship (HB 115; HB 3, Item 69)	1,400,000	0	0	0	0	0	1,400,000
N33	Education Technology Support for Testing Initiative (SB 51)	0	5,000,000	0	0	0	0	5,000,000
N34	USOE - Fine Arts and Sciences	0	320,000	0	0	0	0	320,000
N35	One-time employee bonus	0	368,600	111,500	31,500	4,200	0	515,800
	Subtotal One-time Adjustments - Public Education	*1,400,000*	*32,489,000*	*111,500*	*31,500*	*4,200*	*0*	*34,036,200*
	Total FY 2005 Public Education Adjustments	**1,400,000**	**114,934,000**	**425,300**	**103,700**	**16,400**	**18,061,800**	**134,941,200**
	Total FY 2005 Public Education Operating Budget	**$1,654,900**	**$1,785,761,400**	**$289,363,600**	**$23,846,600**	**$4,662,500**	**$404,899,600**	**$2,510,188,600**
	Supplemental Adjustments							
N36	MSP - charter school growth	$0	$716,000	$0	$0	$0	$0	$716,000
N37	MSP - Electronic High School	0	175,000	0	0	0	0	175,000
N38	MSP - Permanent Trust Fund interest to local schools	0	(1,450,000)	0	0	0	0	(1,450,000)
N39	USDB - one-time reduction replaced with nonlapsing funds	0	(350,000)	0	0	350,000	0	0
	Subtotal Supplemental Adjustments - Public Education	*0*	*(909,000)*	*0*	*0*	*350,000*	*0*	*(559,000)*
	Total FY 2004 Public Education Budget Adjustments	**$0**	**($909,000)**	**$0**	**$0**	**$350,000**	**$0**	**($559,000)**
	Base Budget							
N40	FY 2004 appropriated budget	$0	$27,788,900	$0	$0	$0	$0	$27,788,900
N41	Adjustments for one-time FY 2004 appropriations	0	(500,000)	0	0	0	0	(500,000)
	Total FY 2005 Public Education Capital Base Budget	**0**	**27,288,900**	**0**	**0**	**0**	**0**	**27,288,900**
	Total FY 2005 Public Education Capital Budget	**$0**	**$27,288,900**	**$0**	**$0**	**$0**	**$0**	**$27,288,900**
	PUBLIC EDUCATION TOTALS							
	FY 2005 Operating Base Budget	$254,900	$1,670,827,400	$288,938,300	$23,742,900	$4,646,100	$386,837,800	$2,375,247,400
	FY 2005 Operating Ongoing and One-time Adjustments	1,400,000	114,934,000	425,300	103,700	16,400	18,061,800	134,941,200
	FY 2005 Operating Appropriation	1,654,900	1,785,761,400	289,363,600	23,846,600	4,662,500	404,899,600	2,510,188,600
	FY 2004 Operating Adjustments	0	(909,000)	0	0	350,000	0	(559,000)
	FY 2005 Capital Base Budget	0	27,288,900	0	0	0	0	27,288,900
	FY 2005 Capital Appropriation	0	27,288,900	0	0	0	0	27,288,900

PUBLIC SAFETY

Hunter Finch, Analyst

Where Will My Taxes Go for Public Safety?
(Figure Based on Total FY 2005 Funding)

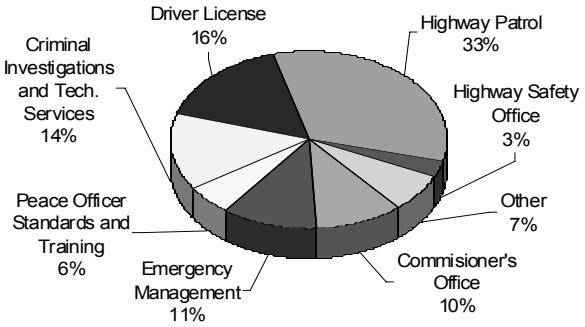

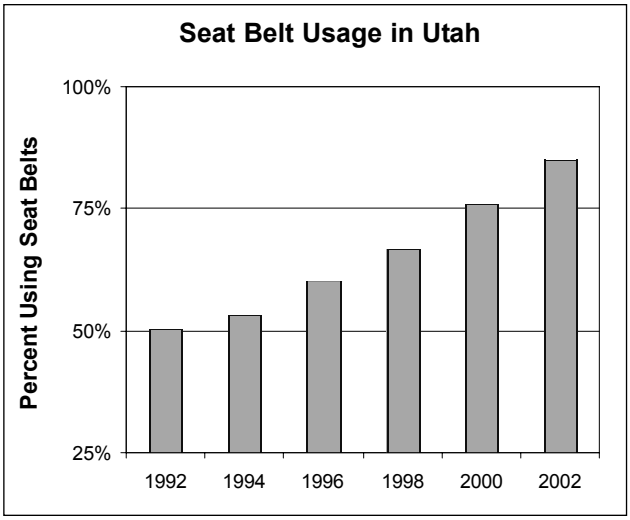

Highlighted Services

$12 million for Commissioner's Office

$13 million for Emergency Management
- Trained 861 first responders

$6 million for Peace Officer Standards and Training
- Inservice Training taught 2,427 officers

$16 million for Criminal Investigations and Technical Services
- 64,000 background checks on gun buyers
- 8,374 crime lab cases

$19 million for Driver License
- 381,000 licenses issued

$38 million for Highway Patrol
- 1,500 DUI arrests
- 1,500 drug arrests
- Seized $400,000 in drug-related cash
- Crashes down 6% and fatalities down 2.5%

$4 million for Highway Safety Office
- Issued 4,200 child safety seats to needy families

$8 million for other services

General Session Highlights
(All Funding Sources)

- $107,900 for a Criminalist and a Questioned Documents Examiner
- $4,703,000 increase in restricted funds
- $2,962,600 increase in General Fund

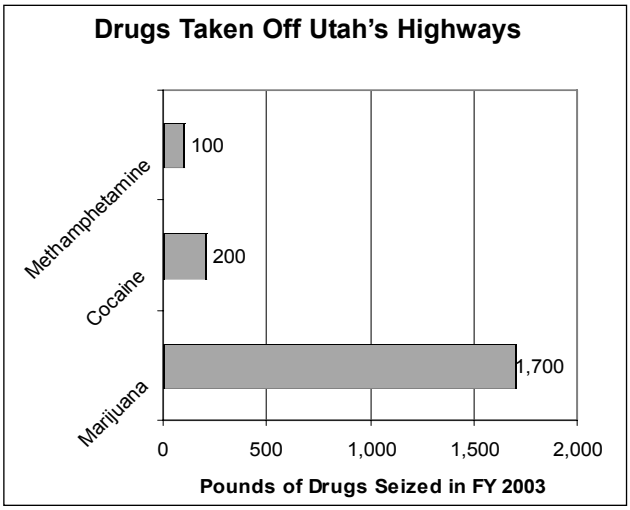

Overview

The Department of Public Safety (DPS) provides quality services to ensure a safe society and to protect the rights of Utah's citizens.

For FY 2005 the total appropriation to DPS was $115,724,500 and is 6.7 percent above the FY 2004 authorized level. The General Fund appropriation of $46,396,100 is $2,828,200, or 6.5 percent, above the FY 2004 authorized level.

Budget Adjustments

For FY 2005 ongoing appropriations of $107,900 in General Fund created Criminalist and Document Examiner positions. In addition, $785,000 in ongoing General Fund was appropriated to fund salary increases for sworn officers.

The Utah 911 Committee was appropriated $3,900,000 in ongoing restricted funds to implement provisions of House Bill 36, *Management, Enhancement, and Funding of 911 System* (Dee), which imposes a fee on wireless and land-based telephones to create a statewide unified emergency 911 system capable of geographically locating a wireless telephone user's location in an emergency.

For FY 2005 a total of $2,000,800 in ongoing monies, including $1,254,000 in General Fund, $160,700 in federal funds, $60,400 in dedicated credits, and $525,700 in restricted funds, was appropriated to provide a 1.0 percent cost-of-living salary adjustment, health and dental insurance rate increases, market comparability adjustments, and retirement rate increases. Another $572,600, including $337,200 in General Fund, $35,800 in federal funds, $21,600 in dedicated credits, and $178,000 in restricted funds, was appropriated for a one-time employee bonus.

Future Budget Issues

Emergency Services and Homeland Security funds are expected to continue to increase due to the federal government moving increasing amounts of monies into this area to fund prevention of, and response efforts to, terrorist acts. This may be offset, however, by a corresponding loss of grant monies in other areas.

In-car technology needs are underfunded and equipment will fail at an increased rate unless monies can be gained to replace aging equipment.

Building leases continue to increase beyond funded levels.

Trooper salaries continue to lag behind those of like agencies, and additional resources will be needed to gain and retain qualified professional staff.

Legislative Intent Statements

Senate Bill 1

FY 2005, Item

37 Funds provided for Public Safety Programs and Operations are nonlapsing.

DPS Public Safety may increase the fleet if funding is provided through federal aid or other sources for special programs or projects. Vehicles purchased under this intent language will not be eligible for replacement using General Fund borrowing capacity held by the State Division of Fleet Operations. Any expansion vehicle purchase during the interim under this intent language shall be reported to the Office of the Legislative Fiscal Analyst.

Receipts above the appropriated dedicated credits amount of reimbursable flight time for DPS aircraft shall not lapse and shall be used for major aircraft maintenance.

DPS may continue with the consolidated line items of appropriation for FY 2005

to assist with mitigation of base budget reductions. This consolidation is for the period of FY 2005 only. The following line items of appropriations for continued consolidation into one line item for FY 2005 are: Commissioners Office; Criminal Investigations and Technical Services Division; Utah Highway Patrol; Management Information Services; and Fire Marshals Office. The remainder of the department's line items of appropriation will each remain separate line items. These are Emergency Services and Homeland Security; Peace Officer Standards and Training; Liquor Law Enforcement; Driver License Division; and Utah Highway Safety.

38 Funds provided for Emergency Services and Homeland Security shall be nonlapsing.

39 Funds provided for Peace Officer Standards and Training shall be nonlapsing.

40 Funds provided for Liquor Law Enforcement shall be nonlapsing.

41 Funds provided for the Driver License line item shall be nonlapsing.

42 Funds provided for Highway Safety shall be nonlapsing.

Table 29
PUBLIC SAFETY
Operations Budget by Funding Source
Three-Year Comparison

	General Fund	Transporta-tion Fund	Federal Funds	Dedicated Credits	Restricted/ Trust Funds	Other	Total	Est. Posi-tions
Programs and Operations								
Actual FY 2003	$40,951,400	$5,495,500	$1,817,000	$4,944,200	$5,499,800	$3,368,200	$62,076,100	--
Authorized FY 2004	41,481,700	5,495,500	3,983,500	4,794,800	6,741,400	2,693,200	65,190,100	728.0
Appropriated FY 2005	44,186,800	5,495,500	4,026,700	5,781,200	10,834,300	2,763,100	73,087,600	730.0
Emergency Services and Homeland Security								
Actual FY 2003	678,800	0	10,550,900	236,200	1,416,400	(1,562,800)	11,319,500	--
Authorized FY 2004	677,400	0	10,980,900	251,800	1,416,400	(971,200)	12,355,300	45.0
Appropriated FY 2005	732,000	0	11,364,500	255,000	1,416,400	(1,245,800)	12,522,100	45.0
Peace Officer Standards and Training								
Actual FY 2003	0	0	2,157,800	61,000	2,706,500	(53,500)	4,871,800	--
Authorized FY 2004	0	0	3,529,500	29,100	2,805,300	74,200	6,438,100	33.0
Appropriated FY 2005	0	0	3,553,300	29,700	2,867,400	0	6,450,400	33.0
Liquor Law Enforcement								
Actual FY 2003	929,200	0	0	0	0	0	929,200	--
Authorized FY 2004	1,315,000	0	0	0	0	0	1,315,000	15.0
Appropriated FY 2005	1,382,300	0	0	0	0	0	1,382,300	15.0
Driver License								
Actual FY 2003	62,000	0	0	6,100	18,051,100	585,200	18,704,400	--
Authorized FY 2004	0	0	0	4,400	18,028,200	1,079,500	19,112,100	251.0
Appropriated FY 2005	0	0	0	4,700	18,534,900	162,400	18,702,000	251.0
Highway Safety Office								
Actual FY 2003	98,600	0	3,735,000	0	400,000	(18,800)	4,214,800	--
Authorized FY 2004	93,800	0	3,061,400	0	400,000	0	3,555,200	8.0
Appropriated FY 2005	95,000	0	3,085,100	0	400,000	0	3,580,100	8.0
TOTAL OPERATIONS BUDGET								
Actual FY 2003	$42,720,000	$5,495,500	$18,260,700	$5,247,500	$28,073,800	$2,318,300	$102,115,800	--
Authorized FY 2004	43,567,900	5,495,500	21,555,300	5,080,100	29,391,300	2,875,700	107,965,800	1,080.0
Appropriated FY 2005	46,396,100	5,495,500	22,029,600	6,070,600	34,053,000	1,679,700	115,724,500	1,082.0

PUBLIC SAFETY - BUDGET DETAIL

		General Fund	Transportation Fund	Federal Funds	Dedicated Credits	Restricted/ Trust Funds	Other Funds	Total Funds
	Beginning Base Budget							
O1	FY 2004 appropriated budget	$43,567,900	$5,495,500	$18,411,800	$4,756,500	$29,391,600	$280,500	$101,903,800
O2	Adjustments for FY 2004 extra working day	(132,500)	0	(14,500)	(6,500)	(41,600)	0	(195,100)
O3	Adjustments for one-time FY 2004 appropriations	(3,500)	0	0	0	0	0	(3,500)
O4	Adjustments to funding levels	1,600	0	3,423,700	1,226,600	0	1,397,700	6,049,600
	Total Beginning Base Budget - Public Safety	**43,433,500**	**5,495,500**	**21,821,000**	**5,976,600**	**29,350,000**	**1,678,200**	**107,754,800**
	Statewide Ongoing Adjustments							
O5	Cost-of-living adjustments of 1%	343,500	0	32,800	16,900	114,400	0	507,600
O6	Internal service fund adjustments	478,500	0	12,100	12,000	99,300	1,500	603,400
O7	Market comparability adjustments	50,200	0	30,400	1,000	100,200	0	181,800
O8	Retirement rate adjustments	554,000	0	53,300	24,300	156,500	0	788,100
O9	Health and dental insurance rate adjustments	306,300	0	44,200	18,200	154,600	0	523,300
	Subtotal Statewide Ongoing Adjustments - Public Safety	*1,732,500*	*0*	*172,800*	*72,400*	*625,000*	*1,500*	*2,604,200*
	Ongoing Adjustments							
O10	Criminalist and document examiner	107,900	0	0	0	0	0	107,900
O11	Salary increase for sworn officers	785,000	0	0	0	0	0	785,000
O12	Utah 911 Committee (HB36)	0	0	0	0	3,900,000	0	3,900,000
	Subtotal Ongoing Adjustments - Public Safety	*892,900*	*0*	*0*	*0*	*3,900,000*	*0*	*4,792,900*
	One-time Adjustments							
O13	One-time employee bonus	337,200	0	35,800	21,600	178,000	0	572,600
	Subtotal One-time Adjustments - Public Safety	*337,200*	*0*	*35,800*	*21,600*	*178,000*	*0*	*572,600*
	Total FY 2005 Public Safety Adjustments	**2,962,600**	**0**	**208,600**	**94,000**	**4,703,000**	**1,500**	**7,969,700**
	Total FY 2005 Public Safety Operating Budget	**$46,396,100**	**$5,495,500**	**$22,029,600**	**$6,070,600**	**$34,053,000**	**$1,679,700**	**$115,724,500**
	Supplemental Adjustments							
O14	Internal service fund adjustments	$0	$0	$0	$0	($300)	$0	($300)
	Subtotal Supplemental Adjustments - Public Safety	*0*	*0*	*0*	*0*	*(300)*	*0*	*(300)*
	Total FY 2004 Public Safety Budget Adjustments	**$0**	**$0**	**$0**	**$0**	**($300)**	**$0**	**($300)**
	PUBLIC SAFETY TOTALS							
	FY 2005 Operating Base Budget	$43,433,500	$5,495,500	$21,821,000	$5,976,600	$29,350,000	$1,678,200	$107,754,800
	FY 2005 Operating Ongoing and One-time Adjustments	2,962,600	0	208,600	94,000	4,703,000	1,500	7,969,700
	FY 2005 Operating Appropriation	46,396,100	5,495,500	22,029,600	6,070,600	34,053,000	1,679,700	115,724,500
	FY 2004 Operating Adjustments	0	0	0	0	(300)	0	(300)

TRANSPORTATION

Joseph Brown, Analyst

Where Will My Federal and State Fuel Taxes Go for Transportation?
(Figure Based on FY 2005 Funding)

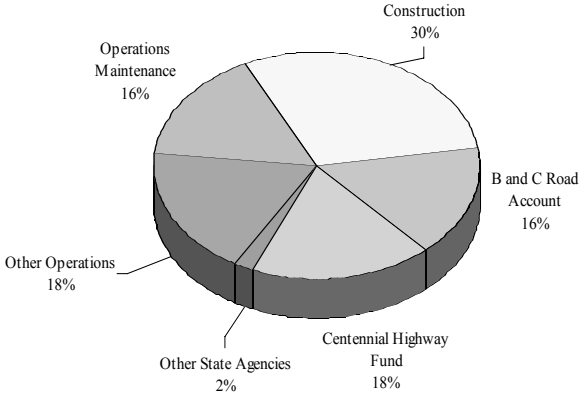

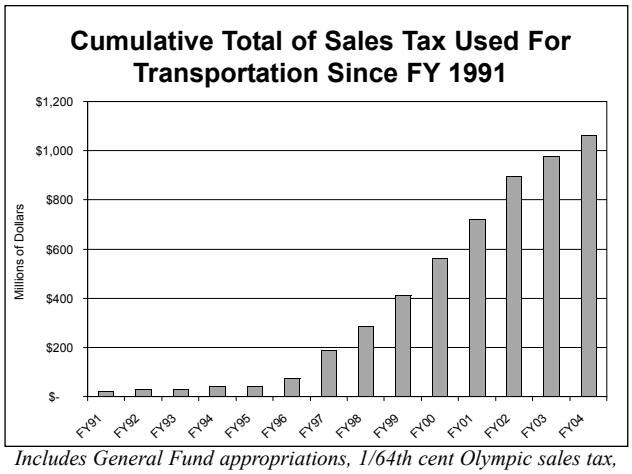

Includes General Fund appropriations, 1/64th cent Olympic sales tax, and 1/16th cent sales tax for class B and class C roads.

Highlighted Services

$582 million for Transportation

- Maintains over 6,000 miles of state highways
- 70 percent of all travel miles are on state roads
- Deploys about 130 snowplows along the Wasatch Front during a major snow storm
- Maximizes transportation efficiency through intelligent transportation systems
- Designs and oversees construction of highways
- First state to offer 511, a free travel information phone number
- Oversees 51 airports

General Session Highlights

(All Funding Sources)

- $5.0 million in savings through efficiencies
- $1.0 million for additional lane miles maintenance

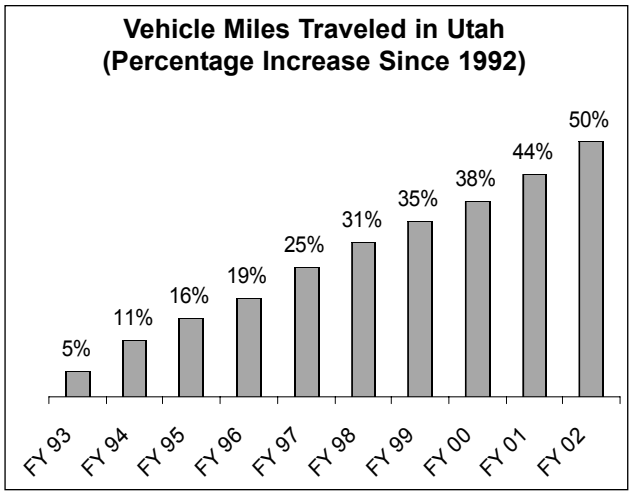

Overview

The total FY 2005 operations budget of $223,753,800 for the Utah Department of Transportation (UDOT) reflects a $5,110,400 decrease from the FY 2004 budget, primarily in Transportation Fund. The department established a number of quality improvement teams to evaluate every function within the department to find efficiencies. As a result of this effort, the department reduced its operating budget by $5,000,000 in FY 2005 and reduced full-time equivalent positions (FTEs) by over 100, although most of these positions were vacant.

To implement changes recommended by the quality improvement teams, the legislature moved several operational programs in Construction Management to Engineering Services and Maintenance Management. Therefore, Construction Management will no longer be reflected in the operations budget starting in FY 2005.

The capital budget for FY 2005 is $358,101,900 in total funds. General Fund appropriations to the capital budget remained unchanged from FY 2004. It should be noted that the capital budget does not include bonding for Centennial Highway Fund projects. Bonding, beginning balances of the Centennial Highway Fund, interest income, and other funding sources not requiring an appropriation are shown in the Ten-Year Transportation Funding Plan table on page 164 but are not included in the department capital table.

Budget Adjustments

Maintenance Management received a $1,000,000 ongoing increase from the Transportation Fund to assist the division with maintenance costs of 482 additional lane miles. The division also received a $4,000,000 supplemental appropriation from the Transportation Fund to offset the additional costs of snow removal in FY 2004 that exceeded budgeted amounts.

For equipment purchases that will improve both research and testing of pavement efficiency, Engineering Services was appropriated a $300,000 supplemental for FY 2004 and a one-time increase of $325,000 for FY 2005, both from the Transportation Fund. Increasing pavement efficiency is estimated to save the state millions of dollars annually by constructing more economical and longer lasting pavements.

The Aeronautics Division received a one-time FY 2005 increase of $500,000 from the Aeronautics Restricted Account for rural airport maintenance and improvements.

For FY 2005 a total of $2,877,700, including $2,222,200 in ongoing Transportation Fund, was appropriated to provide UDOT employees with a 1.0 percent cost-of-living salary adjustment, health and dental insurance rate increases, market comparability adjustments, and retirement rate increases. Another $887,400, including $714,200 in Transportation Fund, was appropriated for a one-time employee bonus.

The legislature did not approve any ongoing General Fund increase to the Centennial Highway Fund for FY 2005. However, it did pass Senate Bill 248, *Transportation General Obligation Bond* (Eastman), which authorizes $50,000,000 in bonding for highway needs. Per intent language in Senate Bill 1, *Appropriations Act* (Blackham), $1,500,000 of the bond proceeds are to be used to fund the balance of a Union Pacific switching station on State Route 21 at Milford, Utah.

Future Budget Issues

Transportation Fund appropriations to the operations budget have increased significantly over the past couple of years due to salary and benefit increases for UDOT employees and regular maintenance requirements on expanding state highways. Lately, the growth in Transportation Fund revenues has not increased enough to cover these costs. To make up for this shortfall, Transportation Fund

monies normally used for preventative maintenance on state highways are being used for operations. Preventative maintenance involves using chip seals, overlays, and other significant repairs to maintain or even extend the life of state roads. If preventative maintenance is not done, roads will degrade at an accelerated pace eventually requiring major reconstruction that might have been delayed or even avoided under a timely preventative maintenance program.

Legislative Intent Statements

Senate Bill 1

FY 2005, Item

224 The department shall continue to review its policies, practices, and procedures in an effort to increase efficiencies and effectiveness.

The department will make a report to the Appropriations Subcommittee for Transportation, Environmental Quality, and National Guard prior to the 2005 General Session indicating the efficiencies and cost reductions that have been achieved and that are anticipated as a result of implementing these improvement actions.

The department, in conjunction with these improvement initiatives, has authorization to adjust the assignment of FTEs between line items as may be necessary in order to achieve the objectives of this plan. Such reassignments of FTEs will be included in the report to the Appropriations Subcommittee for Transportation, Environmental Quality, and National Guard and the Transportation Interim Committee. Any transfer of funding will be facilitated through a supplemental appropriation request in the 2005 General Session.

225 If savings in the snow removal budget can be identified for FY 2005, UDOT can redirect those funds for environmental issues not to exceed $200,000 and land purchase for new maintenance stations not to exceed $500,000. UDOT will report to the Subcommittee for Transportation, Environmental Quality, and National Guard during the 2005 General Session where those funds were expended. These funds are to be considered nonlapsing.

Any surplus in the Transportation Fund not otherwise appropriated may be used by the department for the construction, rehabilitation, and preservation of state highways in Utah.

The appropriation shall fund first, a maximum participation with the federal government for the construction of federally designated highways as provided by law; next, the rehabilitation and preservation of state highways as provided by law; and last, the construction of state highways as funding permits.

FTEs for field crews may be adjusted to accommodate the increase or decrease in the federal construction program. No portion of the money appropriated by this item shall be used either directly or indirectly to enhance or increase the appropriations to the department for other purposes.

Any and all collections or cash income from the sale or salvage of land and buildings are to be lapsed to the Transportation Fund.

226 Transportation bond proceeds of $1,500,000 will be used to fund the balance of the Union Pacific switching station on State Route 21 at Milford, Utah.

Any surplus in the Transportation Fund not otherwise appropriated may be used by the department for the construction, rehabilitation, and preservation of state highways in Utah.

The appropriation shall fund first, a maximum participation with the federal government for the construction of federally designated highways as provided by law; next, the rehabilitation and preservation of state highways as provided by law; and last, the construction of state highways as funding permits.

FTEs for field crews may be adjusted to accommodate the increase or decrease in the federal construction program. No portion of the money appropriated by this item shall be used either directly or indirectly to enhance or increase the appropriations otherwise made by this act to the department for other purposes.

231 Funds appropriated from the Transportation Fund for pedestrian safety projects are to be used specifically to correct pedestrian hazards on state highways.

Local authorities are encouraged to participate in the construction of pedestrian safety devices. The appropriated funds are to be used according to the criteria set forth in Section 72-8-104, UCA. The funds appropriated for sidewalk construction shall not lapse. If local governments cannot use their allocation of sidewalk safety funds in two years, these funds will then be available for other governmental entities that are prepared to use the resources.

Local participation in the Sidewalk Construction program shall be on a 75 percent state and a 25 percent local match basis.

232 Funds appropriated from the Federal Mineral Lease Account shall be used for improvement or reconstruction of highways that have been heavily impacted by energy development. Private industries engaged in developing the state's natural resources are encouraged to participate in the construction of highways leading to their facilities. Funds appropriated for improvement or reconstruction of energy impacted highways are nonlapsing.

House Bill 1

FY 2004, Item

71 If funds are available, Administrative Services is authorized to not lapse up to $500,000 for data processing system development.

72 If funds are available, Engineering Services is authorized to not lapse up to $75,000 for engineering services.

73 If funds are available, Maintenance Management is authorized to not lapse up to $75,000 for contractual maintenance, $200,000 for land and buildings environmental cleanup, and $50,000 for land purchases.

74 If funds are available, Region Management is authorized to not lapse up to $75,000 for region management.

75 If funds are available, Equipment Management is authorized to not lapse up to $75,000 for equipment purchases.

Table 30
TRANSPORTATION
Operations Budget by Funding Source
Three-Year Comparison

	General Fund	Transportation Fund	Federal Funds	Dedicated Credits	Restricted/ Trust Funds	Other	Total	Est. Positions
Support Services								
Actual FY 2003	$550,800	$24,404,200	$1,230,500	$0	$0	($4,954,000)	$21,231,500	--
Authorized FY 2004	0	24,528,600	526,700	0	0	150,000	25,205,300	256.0
Appropriated FY 2005	0	23,708,400	528,700	0	0	0	24,237,100	239.5
Engineering Services[a]								
Actual FY 2003	170,000	13,607,700	10,867,000	1,025,700	0	(724,400)	24,946,000	--
Authorized FY 2004	150,100	16,179,600	7,802,500	683,900	0	75,000	24,891,100	286.0
Appropriated FY 2005	88,100	18,989,600	9,464,500	752,700	0	0	29,294,900	326.0
Maintenance Management[a]								
Actual FY 2003	0	80,712,700	0	1,293,100	0	(345,800)	81,660,000	--
Authorized FY 2004	0	86,417,000	0	450,000	0	445,200	87,312,200	616.0
Appropriated FY 2005	0	90,586,400	7,217,400	450,000	0	0	98,253,800	768.0
Region District Management								
Actual FY 2003	0	20,780,000	2,659,200	1,210,800	0	(250,700)	24,399,300	--
Authorized FY 2004	0	18,651,800	3,159,100	1,077,700	0	75,000	22,963,600	311.0
Appropriated FY 2005	0	18,474,800	3,274,600	1,117,400	0	0	22,866,800	280.5
Equipment Management								
Actual FY 2003	0	5,202,000	0	19,125,600	0	(454,400)	23,873,200	--
Authorized FY 2004	0	4,676,800	0	13,102,600	0	96,400	17,875,800	111.0
Appropriated FY 2005	0	4,545,100	0	13,027,900	0	0	17,573,000	105.0
Aeronautics								
Actual FY 2003	0	0	18,918,400	354,200	7,946,900	(1,534,900)	25,684,600	--
Authorized FY 2004	0	0	20,000,000	303,200	10,767,600	0	31,070,800	12.0
Appropriated FY 2005	0	0	20,000,000	306,900	11,221,300	0	31,528,200	11.0
Construction Management[a]								
Actual FY 2003	0	11,238,700	8,296,100	0	0	146,200	19,681,000	--
Authorized FY 2004	0	11,184,500	8,360,900	0	0	0	19,545,400	257.0
Appropriated FY 2005	0	0	0	0	0	0	0	0.0
TOTAL OPERATIONS BUDGET								
Actual FY 2003	$720,800	$155,945,300	$41,971,200	$23,009,400	$7,946,900	($8,118,000)	$221,475,600	--
Authorized FY 2004	150,100	161,638,300	39,849,200	15,617,400	10,767,600	841,600	228,864,200	1,849.0
Appropriated FY 2005	88,100	156,304,300	40,485,200	15,654,900	11,221,300	0	223,753,800	1,730.0

(a) Construction Management programs were transferred to Engineering Services and Maintenance Management in FY 2005.

Table 31
TRANSPORTATION
Capital Budget by Funding Source
Three-Year Comparison

	General Fund	Transporta-tion Fund	Federal Funds	Dedicated Credits	Restricted/ Trust Funds	Other	Total	Est. Posi-tions
Construction								
Actual FY 2003	$0	$63,914,800	$167,924,700	$10,874,000	$1,000,000	($33,643,100)	$210,070,400	--
Authorized FY 2004	0	60,783,200	119,523,700	1,550,000	1,124,600	0	182,981,500	0.0
Appropriated FY 2005	0	60,354,900	119,523,700	1,550,000	1,124,600	0	182,553,200	0.0
Sidewalk Construction								
Actual FY 2003	0	500,000	0	0	0	(124,300)	375,700	--
Authorized FY 2004	0	500,000	0	0	0	1,607,100	2,107,100	0.0
Appropriated FY 2005	0	500,000	0	0	0	0	500,000	0.0
B and C Road Account								
Actual FY 2003	0	95,452,300	0	0	18,909,200	0	114,361,500	--
Authorized FY 2004	0	97,712,500	0	0	17,618,400	0	115,330,900	0.0
Appropriated FY 2005	0	97,369,800	0	0	17,618,400	0	114,988,200	0.0
Centennial Highway Fund								
Actual FY 2003	59,594,700	69,689,000	42,753,100	0	6,163,800	(86,827,500)	91,373,100	--
Authorized FY 2004	59,594,700	65,600,000	34,000,000	1,322,000	0	(91,724,900)	68,791,800	0.0
Appropriated FY 2005	59,594,700	67,568,000	35,000,000	0	0	(119,371,200)	42,791,500	0.0
Mineral Lease Program								
Actual FY 2003	0	0	0	0	0	18,998,300	18,998,300	--
Authorized FY 2004	0	0	0	0	0	23,989,800	23,989,800	0.0
Appropriated FY 2005	0	0	0	0	0	17,269,000	17,269,000	0.0
TOTAL CAPITAL BUDGET								
Actual FY 2003	$59,594,700	$229,556,100	$210,677,800	$10,874,000	$26,073,000	($101,596,600)	$435,179,000	--
Authorized FY 2004	59,594,700	224,595,700	153,523,700	2,872,000	18,743,000	(66,128,000)	393,201,100	0.0
Appropriated FY 2005	59,594,700	225,792,700	154,523,700	1,550,000	18,743,000	(102,102,200)	358,101,900	0.0

TOTAL OPERATIONS AND CAPITAL BUDGET								
Actual FY 2003	$60,315,500	$385,501,400	$252,649,000	$33,883,400	$34,019,900	($109,714,600)	$656,654,600	--
Authorized FY 2004	59,744,800	386,234,000	193,372,900	18,489,400	29,510,600	(65,286,400)	622,065,300	1,849.0
Appropriated FY 2005	59,682,800	382,097,000	195,008,900	17,204,900	29,964,300	(102,102,200)	581,855,700	1,730.0

TRANSPORTATION - BUDGET DETAIL

		General Fund	Transportation Fund	Federal Funds	Dedicated Credits	Restricted/ Trust Funds	Other Funds	Total Funds
	Beginning Base Budget							
P1	FY 2004 appropriated budget	$150,100	$156,915,500	$40,277,700	$15,617,400	$10,767,600	$0	$223,728,300
P2	Adjustments for one-time FY 2004 appropriations	0	(243,000)	0	0	(500,000)	0	(743,000)
P3	Adjustments for FY 2004 extra working day	0	(363,700)	(70,900)	(16,300)	(2,500)	0	(453,400)
P4	Adjustments to funding levels	0	(4,102,800)	(318,700)	(221,800)	431,300	0	(4,212,000)
	Total Beginning Base Budget - Transportation	**150,100**	**152,206,000**	**39,888,100**	**15,379,300**	**10,696,400**	**0**	**218,319,900**
	Statewide Ongoing Adjustments							
P5	Cost-of-living adjustments of 1%	0	655,100	149,000	46,400	6,400	0	856,900
P6	Internal service fund adjustments	0	(163,100)	6,000	0	900	0	(156,200)
P7	Market comparability adjustments	0	86,300	22,100	0	0	0	108,400
P8	Retirement rate adjustments	0	840,000	188,400	59,200	8,300	0	1,095,900
P9	Health and dental insurance rate adjustments	0	640,800	120,600	49,600	5,500	0	816,500
	Subtotal Statewide Ongoing Adjustments - Transportation	*0*	*2,059,100*	*486,100*	*155,200*	*21,100*	*0*	*2,721,500*
	Ongoing Adjustments							
P10	Maintenance Management - increase for additional lane miles	0	1,000,000	0	0	0	0	1,000,000
P11	Engineering Services - decrease General Fund due to fee increase	(62,000)	0	0	62,000	0	0	0
	Subtotal Ongoing Adjustments - Transportation	*(62,000)*	*1,000,000*	*0*	*62,000*	*0*	*0*	*1,000,000*
	One-time Adjustments							
P12	Engineering Services - materials lab equipment capital outlay	0	325,000	0	0	0	0	325,000
P13	Local airport improvement program increase	0	0	0	0	500,000	0	500,000
P14	One-time employee bonus	0	714,200	111,000	58,400	3,800	0	887,400
	Subtotal One-time Adjustments - Transportation	*0*	*1,039,200*	*111,000*	*58,400*	*503,800*	*0*	*1,712,400*
	Total FY 2005 Transportation Adjustments	**(62,000)**	**4,098,300**	**597,100**	**275,600**	**524,900**	**0**	**5,433,900**
Total FY 2005 Transportation Operating Budget		**$88,100**	**$156,304,300**	**$40,485,200**	**$15,654,900**	**$11,221,300**	**$0**	**$223,753,800**

TRANSPORTATION - BUDGET DETAIL (Continued)

		General Fund	Transportation Fund	Federal Funds	Dedicated Credits	Restricted/ Trust Funds	Other Funds	Total Funds
	Supplemental Adjustments							
P15	Maintenance Management - snow removal	$0	$4,000,000	$0	$0	$0	$0	$4,000,000
P16	Engineering Services - materials lab equipment capital outlay	0	300,000	0	0	0	0	300,000
P17	Internal service fund adjustments	0	(5,700)	0	0	0	0	(5,700)
	Subtotal Supplemental Adjustments - Transportation	*0*	*4,294,300*	*0*	*0*	*0*	*0*	*4,294,300*
	Total FY 2004 Transportation Budget Adjustments	**$0**	**$4,294,300**	**$0**	**$0**	**$0**	**$0**	**$4,294,300**
	Base Budget							
P18	FY 2004 appropriated budget	$59,594,700	$229,024,200	$160,731,200	$2,872,000	$18,743,000	($76,531,700)	$394,433,400
P19	Adjustments to funding levels	0	396,800	(6,207,500)	(1,322,000)		2,075,800	(5,056,900)
	Total FY 2005 Transportation Capital Base Budget	**59,594,700**	**229,421,000**	**154,523,700**	**1,550,000**	**18,743,000**	**(74,455,900)**	**389,376,500**
	Ongoing Adjustments							
P20	Centennial Highway Fund - debt service transfer	0	0	0	0	0	(27,646,300)	(27,646,300)
P21	Construction - transfer to operations	0	(3,628,300)	0	0	0	0	(3,628,300)
	Subtotal Ongoing Capital Adjustments - Transportation	*0*	*(3,628,300)*	*0*	*0*	*0*	*(27,646,300)*	*(31,274,600)*
	Total FY 2005 Transportation Capital Adjustments	**0**	**(3,628,300)**	**0**	**0**	**0**	**(27,646,300)**	**(31,274,600)**
	Total FY 2005 Transportation Capital Budget	**$59,594,700**	**$225,792,700**	**$154,523,700**	**$1,550,000**	**$18,743,000**	**($102,102,200)**	**$358,101,900**
	Supplemental Adjustments							
P22	Centennial Highway Fund - debt service transfer	$0	$0	$0	$0	$0	($1,796,800)	($1,796,800)
P23	Construction - transfer to operations	0	(4,000,000)	0	0	0	0	(4,000,000)
	Subtotal Supplemental Capital Adjustments - Transportation	*0*	*(4,000,000)*	*0*	*0*	*0*	*(1,796,800)*	*(5,796,800)*
	Total FY 2004 Transportation Capital Adjustments	**$0**	**($4,000,000)**	**$0**	**$0**	**$0**	**($1,796,800)**	**($5,796,800)**

TRANSPORTATION - BUDGET DETAIL (Continued)

	General Fund	Transportation Fund	Federal Funds	Dedicated Credits	Restricted/ Trust Funds	Other Funds	Total Funds
TRANSPORTATION TOTALS							
FY 2005 Operating Base Budget	$150,100	$152,206,000	$39,888,100	$15,379,300	$10,696,400	$0	$218,319,900
FY 2005 Operating Ongoing and One-time Adjustments	(62,000)	4,098,300	597,100	275,600	524,900	0	5,433,900
FY 2005 Operating Appropriation	88,100	156,304,300	40,485,200	15,654,900	11,221,300	0	223,753,800
FY 2004 Operating Adjustments	0	4,294,300	0	0	0	0	4,294,300
FY 2005 Capital Base Budget	59,594,700	229,421,000	154,523,700	1,550,000	18,743,000	(74,455,900)	389,376,500
FY 2005 Capital Ongoing and One-time Adjustments	0	(3,628,300)	0	0	0	(27,646,300)	(31,274,600)
FY 2005 Capital Appropriation	59,594,700	225,792,700	154,523,700	1,550,000	18,743,000	(102,102,200)	358,101,900
FY 2004 Capital Adjustments	0	(4,000,000)	0	0	0	(1,796,800)	(5,796,800)

TEN-YEAR TRANSPORTATION FUNDING PLAN

(In Millions of Dollars)

	Annual Funding Available	Through FY 1999	FY 2000	FY 2001	FY 2002	FY 2003	FY 2004	FY 2005	FY 2006	FY 2007	Total
1	Beginning Balance	0.0	284.9	119.1	48.7	142.6	211.0	96.2	0.0	0.8	
2	General Fund	298.0	122.0	137.0	146.0	59.6	59.6	59.6	59.6	59.6	**1,000.9**
3	General Fund I-15 Savings Transfer	0.0	0.0	0.0	(21.2)	(10.8)	0.0	0.0	0.0	0.0	**(32.0)**
4	General Fund Sales Tax (1/64 cent)	0.0	2.8	5.4	4.9	4.8	4.9	5.0	5.1	5.2	**38.1**
5	Transit Tax Revenue	0.0	0.0	0.0	0.9	6.2	0.0	0.0	0.0	0.0	**7.1**
6	Transportation Funds - Gas Tax 5.5 Cents	112.2	58.3	60.0	61.8	63.7	65.6	67.6	69.6	71.7	**630.5**
7	Department Contribution	18.0	7.4	6.0	6.0	6.0	6.0	6.0	6.0	6.0	**67.4**
8	Registration Fee Increase	30.9	17.2	17.4	18.1	18.7	19.8	20.4	21.0	21.6	**184.9**
9	Investment Income	40.9	8.4	2.9	0.3	5.4	2.0	1.4	1.4	1.5	**64.3**
10	General Obligation Bonds Issued	908.0	0.0	0.0	126.3	151.6	95.3	0.0	0.0	0.0	**1,281.1**
11	Premiums on Bonds Issued	19.8	0.0	0.0	0.0	11.2	14.0	0.0	0.0	0.0	**45.1**
12	Less: Issuance Costs	(4.5)	0.0	0.0	0.0	0.0	0.0	0.0	0.0	0.0	**(4.5)**
13	Less: Debt Service - Interest/Fees	(64.7)	(42.2)	(44.2)	(48.9)	(51.3)	(53.5)	(52.4)	(48.8)	(44.5)	**(450.5)**
14	Less: Debt Service - Principal	0.0	0.0	0.0	(33.8)	(35.6)	(47.8)	(72.5)	(77.6)	(81.5)	**(348.8)**
15	Federal Sources	80.8	45.1	105.1	46.9	34.8	34.0	35.0	34.0	34.3	**450.0**
16	Local Governments	6.9	0.1	8.3	(8.4)	0.0	0.0	0.0	0.0	0.0	**6.9**
	Recommended Bonding										
17	General Obligation Bonds	0.0	0.0	0.0	0.0	0.0	0.0	50.0	111.0	125.0	**286.0**
18	Less: Issuance Costs	0.0	0.0	0.0	0.0	0.0	0.0	(0.3)	(0.7)	(0.8)	**(1.8)**
19	Less: Debt Service - Interest/Fees	0.0	0.0	0.0	0.0	0.0	0.0	(2.3)	(7.3)	(12.9)	**(22.4)**
20	Less: Debt Service - Principal	0.0	0.0	0.0	0.0	0.0	0.0	0.0	0.0	0.0	**0.0**
21	**Total Annual Funding Available**	**1,446.5**	**503.9**	**417.0**	**347.6**	**407.0**	**410.8**	**213.7**	**173.3**	**186.1**	**3,202.5**

	Annual Funding Available	Through FY 1999	FY 2000	FY 2001	FY 2002	FY 2003	FY 2004	FY 2005	FY 2006	FY 2007	Total
	Project Expenditures										
22	I-15 Project Costs	1,034.1	322.1	167.0	54.0	3.1	9.7	0.0	0.0	0.0	**1,590.0**
23	I-15 Project Costs Savings	0.0	0.0	0.0	(32.0)	0.0	0.0	0.0	0.0	0.0	**(32.0)**
24	Other Projects	127.5	62.7	201.3	183.0	192.9	304.8	213.7	172.5	186.0	**1,644.4**
25	**Total Project Expenditures**	**1,161.6**	**384.8**	**368.3**	**205.0**	**196.0**	**314.5**	**213.7**	**172.5**	**186.0**	**3,202.4**
26	**Ending Balance**	**284.9**	**119.1**	**48.7**	**142.6**	**211.0**	**96.2**	**0.0**	**0.8**	**0.1**	
27	**Bond Debt Outstanding**	**908.0**	**908.0**	**908.0**	**1,000.5**	**1,105.9**	**1,058.1**	**1,035.5**	**1,068.9**	**1,112.4**	
28	**Net Cash Balance** (line 26 less line 27)	**(623.1)**	**(788.9)**	**(859.3)**	**(857.9)**	**(894.9)**	**(961.8)**	**(1,035.5)**	**(1,068.1)**	**(1,112.3)**	

Notes to Row Numbers

(3) Savings from the I-15 project transferred to General Fund.
(4) Sales tax generated by the 1/64 percent tax rate that previously went to the Sports Authority Special Revenue Fund.
(5) Revenue estimate from a quarter of the 1/4 cent transit tax increase passed by Salt Lake County voters in the 2000 General Election.
(6) Transportation revenues from fuel tax increase passed in the 1997 General Session. Growth rate is 3.0 percent per year.
(8) Transportation revenues from auto and truck registration fee increase passed in the 1997 General Session.
(15) Anticipated federal funding above what Utah normally receives annually.
(16) Estimated revenue from sources other than state money.
(17) Estimated bonding needed to finance expenditures.

State of Utah

Capital Budget and Debt Service

- This section includes bond authorizations, a brief description of new appropriations, and other tables showing capital projects by department and funding source.

Capital Budget and Debt Service

Randa Bezzant, Analyst

Where Will My Taxes Go for Capital Budget and Debt Service?
(Figure Based on Total FY 2005 Funding)

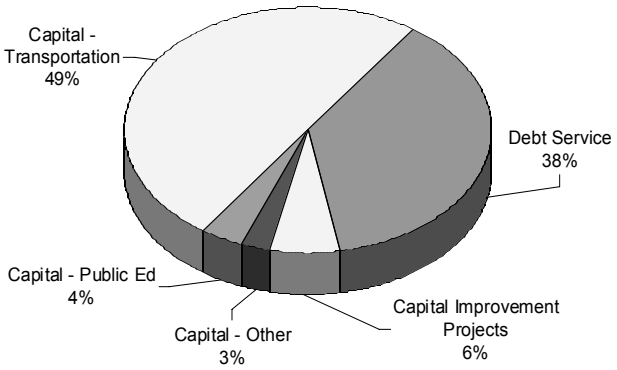

Highlighted Services

$44 million for Capital Improvement Projects

- The state owns approximately 38.7 million square feet of facility space worth over $4 billion
- Facility condition assessments conducted by independent professionals have identified over $1 billion in repairs to buildings that need to be addressed over the next ten years

$358 million for Transportation Capital

- Major construction or reconstruction of state highways
- 482 additional miles were added to the state highway system in FY 2003

$269 million for Debt Service

- The state has a triple "A" rating on general obligation bonds from Moody's Investors Service, Standard and Poor's Corporation, and Fitch Ratings; and a double "A" rating on revenue bonds from Moody's Investors Service and Standard and Poor's Corporation

Allocation of Capital Improvement Funds
(Five Year Average)

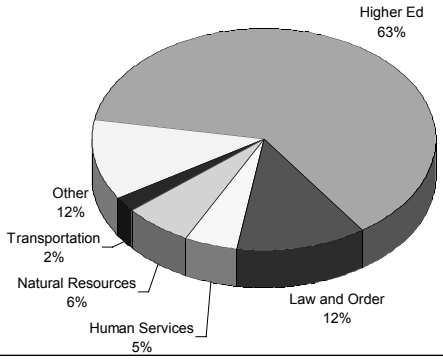

Law and order includes Corrections, Courts, National Guard, and Public Safety.

General Session Highlights

(All Funding Sources)

- $137.4 million general obligation bonds - Oxbow Prison, Capitol renovation, 3 higher education buildings, National Guard Salt Lake Readiness Center, and highways
- $25.7 million State Building Ownership Authority revenue bonds - 8 state facilities
- $31.5 million - One-time debt service increase for SLOC Housing Zero Coupon Bond
- $33.8 million - Debt service increase on general obligation bonds (also $5.5 million FY 2004 supplemental)

FY 2005 Debt Service Expense

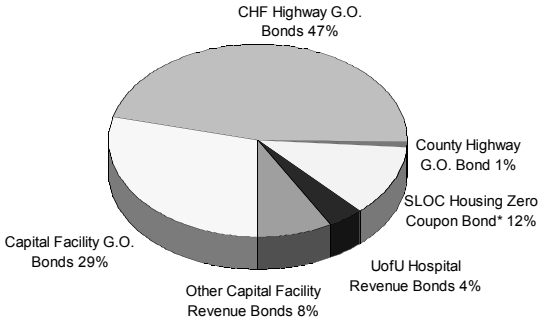

**Paid from an escrow account funded by SLOC.*

Overview

The capital budget includes appropriations for the acquisition, development, construction, and improvement of fixed public assets.

The debt service budget includes appropriations for debt service payments on all capital facility general obligation bonds, highway general obligation bonds, and State Building Ownership Authority (SBOA) revenue bonds.

The total capital and debt service budget for FY 2005 is $716,846,000. Appropriated state funds total $213,762,900, representing a 3.9 percent increase from FY 2004. The Transportation Fund appropriation is $225,792,700, representing a 0.5 percent increase from FY 2004. Please see the capital facilities table that follows for a list of the capital projects funded.

Budget Adjustments

Department of Administrative Services Capital Facility Projects Budget

In FY 2005 the legislature decreased ongoing General Fund of $607,800 for capital development projects.

The legislature also appropriated FY 2005 one-time funds of $8,540,000 (includes bond authorization of $4,800,000) to purchase and adapt the Oxbow Jail, $2,801,000 for Department of Workforce Services Logan Employment Center, and $250,000 to purchase land for an office in Price. Of these amounts $1,540,000 came from the General Fund.

The legislature authorized total general obligation bonds of $87,400,000 and SBOA revenue bonds of $25,672,000 for capital facility projects. Please see the capital facilities table that follows for a list of the capital projects authorized.

Department of Natural Resources Capital Budget

School and Institutional Trust Lands was appropriated a $1,000,000 FY 2004 restricted fund supplemental, as well as a $1,000,000 FY 2005 ongoing increase in restricted funds to develop and increase the value of state trust lands.

Department of Transportation Capital Budget

In FY 2005 the legislature transferred $3,628,300 in Transportation Fund from the capital budget to operations on an ongoing basis. In FY 2004 the amount transferred to operations as a supplemental appropriation was $4,000,000.

The legislature did not approve any ongoing General Fund increase to the Centennial Highway Fund for FY 2005. However, it did authorize $50,000,000 in general obligation bonds for highway needs.

Debt Service Budget

The legislature increased the General Fund appropriation to Debt Service by $4,887,900 ongoing in FY 2005 and by a $1,530,600 supplemental in FY 2004. The increase is due to additional bonds authorized by the legislature in the 2003 General Session.

The legislature increased the Centennial Highway Fund appropriation to Debt Service by $27,646,300 ongoing in FY 2005 and by a $1,796,800 supplemental in FY 2004. The increase is from additional principal being paid on outstanding bonds.

The legislature increased the Public Transportation System Tax appropriation to Debt Service by $2,190,300 ongoing in FY 2005 and by a $2,220,700 supplemental appropriation in FY 2004. The increase is due to additional bonds authorized during the 2003 General Session for Salt Lake County projects.

Debt service expense on revenue bonds increased in FY 2005 by $31,585,000 due to a zero coupon bond issued for student housing at the University of Utah. Payment will be made from an escrow account set up by the Salt Lake Organizing Committee for the Olympic Winter Games of 2002.

Future Budget Issues

Department of Administrative Services Capital Facility Projects Budget

State law requires annual capital improvement funding to be at least 1.1 percent of the estimated replacement cost of all state facilities. Due to fiscal constraints, the legislature reduced capital improvement funding from 1.1 percent to 0.9 percent for FY 2005. This amount will need to be increased to 1.1 percent in FY 2006.

Facilities condition assessments have identified over $199,000,000 in repairs that need to be addressed immediately and over $971,000,000 more repairs that need to be addressed over the next ten years.

Debt Service Budget

The legislature authorized the issuance of an additional $137,400,000 in general obligation bonds but did not fund the debt service payments. Debt service payments will need to be funded in the 2005 General Session.

Bond Bills

House Bill 2, *General Obligation Bonds Authorizations* (Pace), authorized general obligation bonds of $87,400,000 for capital facility projects.

House Bill 328, *Revenue Bond and Capital Facilities Authorizations* (Pace), authorized SBOA revenue bonds of $25,672,000 and Board of Regents revenue bonds of $49,100,000 for capital facility projects.

Senate Bill 248, *Transportation General Obligation Bond* (Eastman), authorized general obligation bonding of $50,000,000 for highways.

Legislative Intent Statements

Senate Bill 1

FY 2005, Item

63 The Division of Facilities Construction and Management (DFCM) is not required to collect rent from the Department of Corrections for the Promontory facility in FY 2005 if the legislature in the 2004 General Session appropriates funds to Debt Service for FY 2005 to replace the uncollected rent.

House Bill 3

FY 2005, Item

19 DFCM shall use up to $1.5 million in Capital Improvement Fund for the remodeling and upgrade of the Oxbow Jail for state use.

20 The Commission on Criminal and Juvenile Justice shall apply $2.2 million in Federal VOITIS Funds to the purchase of the Oxbow Jail.

House Bill 328, Revenue Bond and Capital Facilities Authorizations

Section 1

The SBOA under the authority of the State Building Ownership Act, Title 63B, Chapter 1, Part 3, Utah Code Annotated 1953, may issue or execute obligations or enter into or arrange for a lease purchase agreement in which participation interests may be created for the following: 1) up to $8,205,000 for

the acquisition and construction of five stores for Department of Alcoholic Beverage Control in Park City, Mount Olympus, Ogden City Second Street, Ogden Patterson Street, and Provo with increased sales revenues as the primary revenue source for repayment; 2) up to $8,914,000 for the construction of a new regional office building in Ogden with existing rent budgets as the primary revenue source for repayment of the obligation; 3) up to $1,450,000 for the acquisition of the leased regional office building and adjacent land in Moab with existing rent budgets as the primary revenue source for repayment of the obligation; 4) up to $7,103,000 for the acquisition of the Tooele Courts building and adjacent land in Tooele City with court fees as the primary revenue source for repayment of the obligation; and 5) any additional amounts necessary to pay costs of issuance, pay capitalized interest, and fund any debt service reserve requirements.

Section 2

The Board of Regents (BOR) may issue, sell, and deliver revenue bonds or other evidences of indebtedness of the BOR to borrow money on the credit, revenues, and reserves of the Higher Education Student Loan Program to finance the cost of acquiring, furnishing, and equipping up to $3,600,000 for office space and any additional amounts necessary to pay costs of issuance, pay capitalized interest, and fund any debt service reserve requirements. Funds within the BOR's budget that would otherwise be expended for rent shall be used as the primary revenue source for repayment of the obligation. An increase in state funds may not be requested for operations and maintenance (O&M) beyond that resulting from inflation.

The BOR, on behalf of Utah State University (USU), may issue, sell, and deliver revenue bonds or other evidences of indebtedness of USU to borrow money on the credit, revenues, and reserves of USU, other than appropriations by the legislature, to finance the cost of acquiring, constructing, furnishing, and equipping the following: 1) up to $35,500,000 for the Student Living and Learning Community and a parking terrace with student housing revenues, parking revenues, and other auxiliary revenues as the primary revenue source for repayment of the obligation; 2) up to $10,000,000 for the renovation of Romney Stadium and expansion of the Nelson Fieldhouse and to repay an internal debt for the purchase of the Student Wellness Center with student fees as the primary revenue source for repayment of the obligation; and 3) any additional amounts necessary to pay costs of issuance, pay capitalized interest, and fund any debt service reserve requirements. State funds may not be requested for O&M.

Section 3

Mountainland Applied Technology Campus of the Utah college of Applied Technology may use existing funds to enter into a lease-purchase agreement with Alpine School District for the acquisition of the Pacific Avenue Applied Technology Facility costing up to $2,900,000. A lease may not be executed until the State Building Board has determined that the lease-purchase

option is less costly to the state than the current lease.

Section 4

University of Utah may use donations, federal grants, research funds, and other institutional funds to plan, design, and construct under the direction of the director of DFCM, unless supervisory authority has been delegated, the following projects: 1) Department of Chemistry Gauss Haus; 2) College of Health Academic Facility; and 3) Geology and Geophysics Building and parking terrace. No state funds shall be used for any portion of the projects. State funds may be requested for O&M if the facility meets the approved purposes under BOR policy R710.

USU may use donations, federal grants, and other institutional funds to plan, design, and construct under the direction of the director of DFCM, unless supervisory authority has been delegated, the following projects: 1) Child Care Facility and 2) replacement Team Building at Romney Stadium. No state funds shall be used for any portion of the projects. State funds may not be requested for O&M.

USU may use up to $200,000 of excess funds in its Contingency Reserve from state funded projects to increase the capacity of its chilled water plant.

Utah College of Applied Technology may use donations to plan, design, and construct an Entrepreneurial Building at the Davis ATC campus under the direction of the DFCM director unless supervisory authority has been delegated. No state funds shall be used for any portion of the project. State funds may not be requested for O&M.

Utah College of Applied Technology may use donations, grants from the Community Impact Board, and existing reserves to plan, design, and construct a technology building at the Blanding campus of Southeast ATC under the direction of the director of the DFCM unless supervisory authority has been delegated. State funds may be requested for O&M.

The Department of Workforce Services may use up to $2,801,000 from its Special Administrative Expense Fund to plan, design, and construct an Employment Center in Logan under the direction of the director of the DFCM unless supervisory authority has been delegated. If agreement is reached to acquire a site from Cache County or Logan City for the project, DFCM may sell or exchange the currently owned Workforce property and apply the proceeds to the acquisition of the site and towards the cost of the project.

The Department of Natural Resources may use up to $250,000 of the existing balance in its Wildlife Resources Trust Account to purchase property in Price to be used for a future office complex for the Department of Natural Resources.

Utah National Guard may use federal funds to plan, design, and construct a Total Army School System (TASS) Barracks at Camp Williams under the direction of the director of the DFCM unless supervisory authority has been delegated. No state funds shall be used for any portion of the project. State funds may not be requested for O&M.

Utah National Guard may use federal funds to plan, design, and construct a Readiness Center at Camp Williams under the direction of the director of the

DFCM unless supervisory authority has been delegated. No state funds shall be used for any portion of the project. State funds may be requested for O&M.

The Department of Public Safety, the Department of Corrections, and Salt Lake Community College may use donations, federal funds, and other non-appropriated funds to plan, design, and construct a Western Regional Public Safety Education and Training Center under the direction of the director of the DFCM unless supervisory authority has been delegated or construction of the project is otherwise exempt from the director's oversight. No state funds shall be used for any portion of the project other than planning and design. The Department of Public Safety and the Department of Corrections may request state funds for O&M. The college may request state funds for O&M if the facility meets the approved purposes under BOR policy R710.

Table 32
CAPITAL BUDGET AND DEBT SERVICE

Summary Plan of Financing by Department - All Sources of Funding
Three-Year Comparison

	General Fund	School Funds	Transporta-tion Fund	Federal Funds	Dedicated Credits	Mineral Lease	Restricted Funds	Other	Total
Administrative Services									
Actual FY 2003	$35,506,700	$4,900,000	$0	$7,900,300	$0	$0	$800,000	$0	$49,107,000
Authorized FY 2004	23,384,700	17,000,000	0	0	4,200,000	0	0	0	44,584,700
Appropriated FY 2005	28,516,900	17,000,000	0	2,200,000	0	0	3,051,000	0	50,767,900
Economic Dev. and Human Resources									
Actual FY 2003	0	0	0	0	0	2,024,900	0	0	2,024,900
Authorized FY 2004	0	0	0	0	0	2,685,000	0	0	2,685,000
Appropriated FY 2005	0	0	0	0	0	1,698,200	0	0	1,698,200
Natural Resources									
Actual FY 2003	2,446,500	0	0	12,069,200	1,021,900	0	7,763,400	3,591,800	26,892,800
Authorized FY 2004	2,476,500	0	0	3,711,000	25,000	0	5,880,000	10,806,500	22,899,000
Appropriated FY 2005	2,476,500	0	0	2,861,000	25,000	0	5,880,000	(1,582,300)	9,660,200
Public Education									
Actual FY 2003	0	28,358,000	0	0	0	0	0	0	28,358,000
Authorized FY 2004	0	27,788,900	0	0	0	0	0	0	27,788,900
Appropriated FY 2005	0	27,288,900	0	0	0	0	0	0	27,288,900
Transportation									
Actual FY 2003	59,594,700	0	229,556,100	210,677,800	10,874,000	18,742,900	26,073,000	(120,339,500)	435,179,000
Authorized FY 2004	59,594,700	0	224,595,700	153,523,700	2,872,000	23,989,800	18,743,000	(90,117,800)	393,201,100
Appropriated FY 2005	59,594,700	0	225,792,700	154,523,700	1,550,000	17,269,000	18,743,000	(119,371,200)	358,101,900
TOTAL CAPITAL BUDGET									
Actual FY 2003	$97,547,900	$33,258,000	$229,556,100	$230,647,300	$11,895,900	$20,767,800	$34,636,400	($116,747,700)	$541,561,700
Authorized FY 2004	85,455,900	44,788,900	224,595,700	157,234,700	7,097,000	26,674,800	24,623,000	(79,311,300)	491,158,700
Appropriated FY 2005	90,588,100	44,288,900	225,792,700	159,584,700	1,575,000	18,967,200	27,674,000	(120,953,500)	447,517,100
Debt Service									
Actual FY 2003	$54,833,700	$11,466,700	$0	$0	$26,227,500	$0	$84,618,200	$11,874,700	$189,020,800
Authorized FY 2004	58,364,300	17,164,300	0	0	30,392,900	0	101,742,400	8,878,400	216,542,300
Appropriated FY 2005	61,721,600	17,164,300	0	0	62,881,500	0	127,561,500	0	269,328,900
GRAND TOTALS									
Actual FY 2003	$152,381,600	$44,724,700	$229,556,100	$230,647,300	$38,123,400	$20,767,800	$119,254,600	($104,873,000)	$730,582,500
Authorized FY 2004	143,820,200	61,953,200	224,595,700	157,234,700	37,489,900	26,674,800	126,365,400	(70,432,900)	707,701,000
Appropriated FY 2005	152,309,700	61,453,200	225,792,700	159,584,700	64,456,500	18,967,200	155,235,500	(120,953,500)	716,846,000

Table 33
CAPITAL BUDGET
FY 2004 Appropriations and Authorizations - All Sources of Funding

	General Fund	School Funds	Other	Total Appropriated	Other Non-Appropriated Funds	G.O. Bonds	SBOA Revenue Bonds	Total Project Funding	
CAPITAL FACILITY PROJECTS									
Administrative Services									
1 Statewide Capital Improvements	$21,514,700	$17,000,000	$0	$38,514,700	$0	$4,200,000 (a)	$0	$42,714,700	1
2 Corrections - Promontory bond payment	1,870,000	0	0	1,870,000	0	0	0	1,870,000	2
3 Courts - West Jordan Courthouse	0	0	0	0	4,500,000 (b)	0	14,099,000 (a)	18,599,000	3
4 CPB - Capitol restoration - phase II funding	0	0	4,200,000 (c)	4,200,000	0	5,800,000 (a)	0	10,000,000	4
5 DAS - Archives building	0	0	0	0	0	8,000,000 (a)	0	8,000,000	5
6 DPS - West Valley driver license office	0	0	0	0	0	0	1,242,000 (a)	1,242,000	6
Total Administrative Services	**23,384,700**	**17,000,000**	**4,200,000**	**44,584,700**	**4,500,000**	**18,000,000**	**15,341,000**	**82,425,700**	
Higher Education									
7 USU - Merrill Library	0	0	0	0	0	40,000,000 (a)	0	40,000,000	7
8 UVSC - Vineyard Elementary purchase	0	0	0	0	0	6,600,000 (a)	0	6,600,000	8
9 Snow - activities center	0	0	0	0	1,500,000 (d)	0	0	1,500,000	9
10 USU - Lab Animal Research Center addition	0	0	0	0	600,000 (e)	0	0	600,000	10
11 USU - Biology/Nat. Res. building addition	0	0	0	0	1,900,000 (e)	0	0	1,900,000	11
Total Higher Education	**0**	**0**	**0**	**0**	**4,000,000**	**46,600,000**	**0**	**50,600,000**	
TOTAL CAPITAL FACILITY PROJECTS	**$23,384,700**	**$17,000,000**	**$4,200,000**	**$44,584,700**	**$8,500,000**	**$64,600,000**	**$15,341,000**	**$133,025,700**	
OTHER CAPITAL PROJECTS									
Economic Development									
12 Community Assistance	$0	$0	$2,685,000 (f)	$2,685,000	$0	$0	$0	$2,685,000	12
Total Economic Development	**0**	**0**	**2,685,000**	**2,685,000**	**0**	**0**	**0**	**2,685,000**	
Natural Resources									
13 Wildlife Resources	800,000	0	3,516,000 (f)	4,316,000	0	0	0	4,316,000	13
14 Parks and Recreation	94,200	0	14,488,800 (f)	14,583,000	0	0	0	14,583,000	14
15 Water Resources	1,582,300	0	(1,582,300) (f)	0	0	0	0	0	15
16 Trust Lands Administration	0	0	4,000,000 (f)	4,000,000	0	0	0	4,000,000	16
Total Natural Resources	**2,476,500**	**0**	**20,422,500**	**22,899,000**	**0**	**0**	**0**	**22,899,000**	
Public Education									
17 Capital Outlay Program	0	27,788,900	0 (f)	27,788,900	0	0	0	27,788,900	17
Total Public Education	**0**	**27,788,900**	**0**	**27,788,900**	**0**	**0**	**0**	**27,788,900**	

	General Fund	School Funds	Other		Total Appropriated	Other Non-Appropriated Funds	G.O. Bonds		SBOA Revenue Bonds	Total Project Funding	
Transportation											
18 Construction	0	0	182,981,500	(f)	182,981,500	0	78,500,000	(g)	0	261,481,500	18
19 Sidewalk Construction	0	0	2,107,100	(f)	2,107,100	0	0		0	2,107,100	19
20 B and C Road Account	0	0	115,330,900	(f)	115,330,900	0	0		0	115,330,900	20
21 Centennial Highway Fund	59,594,700	0	9,197,100	(f)	68,791,800	0	109,500,000	(a)	0	178,291,800	21
22 Mineral Lease Programs	0	0	23,989,800	(f)	23,989,800	0	0		0	23,989,800	22
Total Transportation	**59,594,700**	**0**	**333,606,400**		**393,201,100**	**0**	**188,000,000**		**0**	**581,201,100**	
TOTAL OTHER CAPITAL PROJECTS	**$62,071,200**	**$27,788,900**	**$356,713,900**		**$446,574,000**	**$0**	**$188,000,000**		**$0**	**$634,574,000**	
TOTAL CAPITAL BUDGET	**$85,455,900**	**$44,788,900**	**$360,913,900**		**$491,158,700**	**$8,500,000**	**$252,600,000**		**$15,341,000**	**$767,599,700**	

(a) *SB 2*, General Obligation Bond and Capital Facilities Authorizations *(Evans, B.), 2003 General Session*

(b) *Anticipated proceeds from sale of existing courthouse to Sandy City (SB 2, 2003 Gen. Session)*

(c) *Anticipated proceeds from sale of land in the Public Buildings Trust*

(d) *Loan from Community Impact Board (SB 2, 2003 General Session)*

(e) *Institutional funds (SB 2, 2003 General Session)*

(f) *Other various funding sources. See agency's capital table, located in a separate section of the* Budget Summary *for more detail.*

(g) *Highway projects in Salt Lake County authorized by the 2003 General Session (HB 260,* Highway General Obligation Bonds *(Harper)). This amount was increased from the original amount of $50,000,000 authorized in the 2002 General Session (HB 296,* 2002 Special Highway General Obligation Bonds *(Harper))*.

Table 34
CAPITAL BUDGET
FY 2005 Appropriations and Authorizations
All Sources of Funding

	General Fund	School Funds	Other	Total Appropriated	Other Non-Appropriated Funds	G.O. Bonds	SBOA Revenue Bonds	Total Project Funding	
CAPITAL FACILITY PROJECTS									
Administrative Services									
1 Statewide Capital Improvements	$26,976,900	$17,000,000	$0	$43,976,900	$0	$0	$0	$43,976,900	1
2 Corrections - Oxbow Prison purchase	1,540,000	0	2,200,000 *(a)*	3,740,000	0	4,800,000 *(b)*	0	8,540,000	2
3 Courts - Tooele Courthouse	0	0	0	0	2,343,000 *(c)*	0	7,103,000 *(d)*	9,446,000	3
4 CPB - Capitol restoration	0	0	0	0	0	50,000,000 *(b)*	0	50,000,000	4
5 DAS - Ogden Regional Center	0	0	0	0	0	0	8,914,000 *(d)*	8,914,000	5
6 DAS - Moab Regional Center	0	0	0	0	0	0	1,450,000 *(d)*	1,450,000	6
7 DABC - five liquor stores	0	0	0	0	0	0	8,205,000 *(d)*	8,205,000	7
8 DNR - Carbon County land	0	0	250,000 *(e)*	250,000	0	0	0	250,000	8
9 DPS - regional education/training center	0	0	0	0	22,235,000 *(f)*	0	0	22,235,000	9
10 DWS - Logan Employment Center	0	0	2,801,000 *(g)*	2,801,000	0	0	0	2,801,000	10
11 UNG - Camp Williams TASS Barracks	0	0	0	0	11,719,000 *(h)*	0	0	11,719,000	11
12 UNG - Camp Williams Readiness Center	0	0	0	0	3,279,000 *(h)*	0	0	3,279,000	12
13 UNG - North Salt Lake Readiness Center	0	0	0	0	7,817,000 *(b)*	2,719,000 *(b)*	0	10,536,000	13
14 Additonal amount for bond issuance	0	0	0	0	0	912,000 *(b)*	0	912,000	14
Total Administrative Services	**28,516,900**	**17,000,000**	**5,251,000**	**50,767,900**	**47,393,000**	**58,431,000**	**25,672,000**	**182,263,900**	
Higher Education									
General Obligation Bonds									
15 CEU San Juan Library	0	0	0	0	2,400,000 *(i)*	2,400,000 *(b)*	0	4,800,000	15
16 SLCC Health Sciences Building	0	0	0	0	0	21,000,000 *(b)*	0	21,000,000	16
17 WSU Swenson Building remodel	0	0	0	0	3,000,000 *(j)*	5,569,000 *(b)*	0	8,569,000	17
Lease Purchase Authorization									
18 UCAT/MATC Pacific Avenue facility	0	0	0	0	2,900,000 *(k)*	0	0	2,900,000	18
Board of Regents Revenue Bonds									
19 Board of Regents office building purchase	0	0	0	0	3,600,000 *(l)*	0	0	3,600,000	19
20 USU Student Living Center/parking terrace	0	0	0	0	35,500,000 *(l)*	0	0	35,500,000	20
21 USU stadium/fieldhouse/wellness center	0	0	0	0	10,000,000 *(l)*	0	0	10,000,000	21
Other Funds Projects									
22 UCAT/DATC entrepreneurial building	0	0	0	0	1,835,000 *(j)*	0	0	1,835,000	22
23 UCAT/SEATC technology building	0	0	0	0	200,000 *(m)*	0	0	200,000	23
24 UofU Chemistry Department Gauss Haus	0	0	0	0	7,600,000 *(n)*	0	0	7,600,000	24
25 UofU College of Health Academic Facility	0	0	0	0	15,000,000 *(o)*	0	0	15,000,000	25
26 UofU Geology/Geophysics Building	0	0	0	0	21,400,000 *(o)*	0	0	21,400,000	26
27 USU Child Care Facility	0	0	0	0	2,000,000 *(f)*	0	0	2,000,000	27
28 USU Team Building replacement	0	0	0	0	10,000,000 *(o)*	0	0	10,000,000	28
29 USU chilled water plant project	0	0	0	0	200,000 *(p)*	0	0	200,000	29
Total Higher Education	**0**	**0**	**0**	**0**	**115,635,000**	**28,969,000**	**0**	**144,604,000**	
TOTAL CAPITAL FACILITY PROJECTS	**$28,516,900**	**$17,000,000**	**$5,251,000**	**$50,767,900**	**$163,028,000**	**$87,400,000**	**$25,672,000**	**$326,867,900**	

	General Fund	School Funds	Other	Total Appropriated	Other Non-Appropriated Funds	G.O. Bonds	SBOA Revenue Bonds	Total Project Funding	
OTHER CAPITAL PROJECTS									
Economic Development									
30 Community Assistance	$0	$0	1,698,200 *(q)*	$1,698,200	$0	$0	$0	$1,698,200	30
Total Economic Development	**0**	**0**	**1,698,200**	**1,698,200**	**0**	**0**	**0**	**1,698,200**	
Natural Resources									
31 Wildlife Resources	800,000	0	2,516,000 *(q)*	3,316,000	0	0	0	3,316,000	31
32 Parks and Recreation	94,200	0	2,250,000 *(q)*	2,344,200	0	0	0	2,344,200	32
33 Water Resources	1,582,300	0	(1,582,300) *(q)*	0	0	0	0	0	33
34 Trust Lands Administration	0	0	4,000,000 *(q)*	4,000,000	0	0	0	4,000,000	34
Total Natural Resources	**2,476,500**	**0**	**7,183,700**	**9,660,200**	**0**	**0**	**0**	**9,660,200**	
Public Education									
35 Capital Outlay Program	0	27,288,900	0	27,288,900	0	0	0	27,288,900	35
Total Public Education	**0**	**27,288,900**	**0**	**27,288,900**	**0**	**0**	**0**	**27,288,900**	
Transportation									
36 Construction	0	0	182,553,200 *(q)*	182,553,200	0	0	0	182,553,200	36
37 Sidewalk Construction	0	0	500,000 *(q)*	500,000	0	0	0	500,000	37
38 B and C Road Account	0	0	114,988,200 *(q)*	114,988,200	0	0	0	114,988,200	38
39 Centennial Highway Fund	59,594,700	0	(16,803,200) *(q)*	42,791,500	0	50,000,000 *(r)*	0	92,791,500	39
40 Mineral Lease Programs	0	0	17,269,000 *(q)*	17,269,000	0	0	0	17,269,000	40
Total Transportation	**59,594,700**	**0**	**298,507,200**	**358,101,900**	**0**	**50,000,000**	**0**	**408,101,900**	
TOTAL OTHER CAPITAL PROJECTS	**$62,071,200**	**$27,288,900**	**$307,389,100**	**$396,749,200**	**$0**	**$50,000,000**	**$0**	**$446,749,200**	
TOTAL CAPITAL BUDGET	**$90,588,100**	**$44,288,900**	**$312,640,100**	**$447,517,100**	**$163,028,000**	**$137,400,000**	**$25,672,000**	**$773,617,100**	

(a) Federal funds
(b) HB 2, General Obligation Bonds Authorizations *(Pace), 2004 General Session*
(c) Tooele County's portion of the project
(d) HB 328, Revenue Bond and Capital Facilities Authorizations *(Pace), 2004 Gen. Session*
(e) DNR Wildlife Resources Trust Account
(f) Federal grants, donations, and institutional funds (HB 328, 2004 General Session)
(g) DWS Special Administrative Expense Fund
(h) Federal funds (HB 328, 2004 General Session)
(i) Donations, Community Impact Board (CIB) funds, or reduced scope
(j) Donations
(k) Lease purchase agreement funded from existing budgets (HB 328, 2004 General Session)
(l) Board of Regents revenue bonds (HB 328, 2004 General Session)
(m) Donations, CIB grants, and existing reserves (HB 328, 2004 General Session)
(n) Federal grants, research funds, and institutional funds (HB 328, 2004 General Session)
(o) Donations and institutional funds (HB 328, 2004 General Session)
(p) USU Contingency Reserve Fund (HB 328, 2004 General Session)
(q) Other various funding sources. See agency's capital table, located in a separate section of the Budget Summary *for more detail.*
(r) SB 248, Transportation General Obligation Bond *(Eastman), 2004 General Session*

Table 35
DEBT SERVICE
All Sources of Funding
Three-Year Comparison

	Fund	Funds	Credits	Funds	Other	Total
Capital Facility General Obligation Bonds						
Principal						
Actual FY 2003	$50,533,300	$11,466,700	$0	$0	$0	$62,000,000
Authorized FY 2004	46,835,700	17,164,300	0	0	0	64,000,000
Appropriated FY 2005	46,585,700	17,164,300	0	0	0	63,750,000
Interest and Fees						
Actual FY 2003	6,077,400	0	1,171,700	0	6,625,600	13,874,700
Authorized FY 2004	11,305,600	0	0	0	4,337,300	15,642,900
Appropriated FY 2005	13,991,900	0	0	0	0	13,991,900
Highway General Obligation Bonds						
Principal						
Actual FY 2003	0	0	0	35,550,000	0	35,550,000
Authorized FY 2004	0	0	0	47,810,000	0	47,810,000
Appropriated FY 2005	0	0	0	72,535,000	0	72,535,000
Interest and Fees						
Actual FY 2003	(2,000,000)	0	1,425,600	49,068,200	1,687,900	50,181,700
Authorized FY 2004	0	0	0	53,932,400	4,541,100	58,473,500
Appropriated FY 2005	0	0	0	55,026,500	0	55,026,500
TOTAL G.O. BOND PAYMENTS						
Actual FY 2003	$54,610,700	$11,466,700	$2,597,300	$84,618,200	$8,313,500	$161,606,400
Authorized FY 2004	58,141,300	17,164,300	0	101,742,400	8,878,400	185,926,400
Appropriated FY 2005	60,577,600	17,164,300	0	127,561,500	0	205,303,400
Capital Facility Revenue Bonds						
Principal						
Actual FY 2003	$223,000	$0	$8,319,100	$0	$3,561,200	$12,103,300
Authorized FY 2004	223,000	0	12,465,300	0	0	12,688,300
Appropriated FY 2005	1,108,000	0	39,891,600	0	0	40,999,600
Interest and Fees						
Actual FY 2003	0	0	15,311,100	0	0	15,311,100
Authorized FY 2004	0	0	17,927,600	0	0	17,927,600
Appropriated FY 2005	36,000	0	22,989,900	0	0	23,025,900
TOTAL REVENUE BOND PAYMENTS						
Actual FY 2003	$223,000	$0	$23,630,200	$0	$3,561,200	$27,414,400
Authorized FY 2004	223,000	0	30,392,900	0	0	30,615,900
Appropriated FY 2005	1,144,000	0	62,881,500	0	0	64,025,500

TOTAL DEBT SERVICE						
Actual FY 2003	$54,833,700	$11,466,700	$26,227,500	$84,618,200	$11,874,700	$189,020,800
Authorized FY 2004	58,364,300	17,164,300	30,392,900	101,742,400	8,878,400	216,542,300
Appropriated FY 2005	61,721,600	17,164,300	62,881,500	127,561,500	0	269,328,900

Table 36
GENERAL OBLIGATION BONDS OUTSTANDING
As of March 31, 2004

Bond Series or Bond Authorization	Original Amount	Final Maturity Date	Principal as of 31-Mar-04	Exempt From Statutory Debt Limit	Unissued Bond Authorizations [a]
Capital Facility Projects					
1999E Series	$38,000,000	July 1, 2004	$38,000,000	$0	
2001A Series	15,000,000	July 1, 2004	15,000,000	0	
2001B Series	13,750,000	July 1, 2005	13,750,000	0	
2002A Series	129,640,000	July 1, 2007	129,640,000	0	
2003A Series	138,020,000	July 1, 2010	138,020,000	0	
2002 Authorization HB 252 (Adair) - U of U and USU engineering buildings					$21,250,000
2003 Authorization SB 2 (Evans B.) - various projects					7,318,500
2004 Authorization HB 2 (Pace) - various projects					87,400,000
Capital Facility Projects Subtotal			**$334,410,000**	**$0**	
Highway Projects					
1997E Series	$135,000,000	July 1, 2007	$34,950,000	$34,950,000	
1997F Series	205,000,000	July 1, 2007	64,300,000	64,300,000	
1998A Series	210,000,000	July 1, 2008	84,075,000	84,075,000	
2001B Series (Refunding - $208M)	334,250,000	July 1, 2014	204,250,000	204,250,000	
2002A Series	151,560,000	July 1, 2015	43,200,000	0	
2002B Series (Refunding)	253,100,000	July 1, 2012	253,100,000	253,100,000	
2003A Series (Refunding $128.7M)	269,385,000	July 1, 2016	177,100,000	174,100,000	
2004A Series (Refunding)	314,775,000	July 1, 2016	314,775,000	125,315,000	
2000 Authorization SB 273 (Steele) - Interstate 80 interchange at 5600 West					6,000,000 [b]
2003 Authorization HB 260 (Harper) - Salt Lake County 1/4 of 0.25 percent					26,398,200 [b]
2004 Authorization SB 248 (Eastman) - Centennial Highway Fund					50,000,000 [b]
Highway Projects Subtotal			**$1,175,750,000**	**$940,090,000**	
Total General Obligation Bonds Outstanding			**$1,510,160,000**	**$940,090,000**	
Plus Unamortized Premiums			**109,818,800**	**63,342,300**	
Less Deferred Amount on Refunding			**(27,857,400)**	**(21,142,100)**	
Total General Obligation Bonds Payable			**$1,592,121,400**	**$982,290,200**	
Debt Per Capita [c]			**$667**		

(a) Bonds authorized but not yet issued.
(b) These bond authorizations are exempt from statutory debt limit calculations.
(c) Based on 2003 population of 2,385,358.

Constitutional Debt Limit, Utah Constitution Article XIV, Section 1

Total Fair Market Value (FMV) of Taxable Property	$ 170,775,938,393
Constitutional Debt Limit (1.5%)	$ 2,561,639,100
Less: Outstanding General Obligation Debt	(1,592,121,400)
Additional Constitutional Debt Incurring Capacity of the State	$ 969,517,700

Limits general obligation debt to 1.5 percent of the total FMV of taxable property. The FMV of taxable property is based on the Utah Property Tax 2002 Annual Statistical Report.

State Appropriations and Tax Limitation Statutory Debt Limit, Title 63, Chapter 38c, Section 402

Fiscal Year Ending June 30, 2004 Appropriation Limit	$ 1,856,205,000
Statutory General Obligation Debt Limit (45%)	$ 835,292,300
Less: Outstanding General Obligation Debt	(1,592,121,400)
Plus: Statutorily Exempt General Obligation Highway Bonds	982,290,200
Remaining Statutory G.O. Debt Incurring Capacity	$ 225,461,100

Limits outstanding general obligation debt to no more than 45 percent of the maximum allowable limit on appropriations from the General Fund and from non-Uniform School Fund income tax revenues.

Table 37
STATE BUILDING OWNERSHIP AUTHORITY REVENUE BONDS OUTSTANDING
As of March 31, 2004

Bond Series or Bond Authorization	Original Amount	Final Maturity Date	Principal as of 31-Mar-04	Exempt From Statutory Debt Limit	Unissued Bond Authorizations [a]
1992AB Series	$27,580,000	August 15, 2011	$15,190,000	$0	
1993A Series	6,230,000	January 1, 2013	3,650,000	0	
1994A Series	30,915,000	May 15, 2005	3,700,000	0	
1995A Series	93,000,000	May 15, 2007	15,435,000	0	
1996AB Series	61,600,000	May 15, 2013	20,005,000	0	
1997A Series	4,150,000	May 15, 2018	3,510,000	0	
1998A Series	25,710,000	May 15, 2020	16,565,000	3,795,000	
1998B Series	23,091,500	May 15, 2005	28,978,000	0	
1998C Series (Refunding)	105,100,000	May 15, 2019	104,910,000	0	
1999A Series	9,455,000	May 15, 2021	8,835,000	0	
2001A Series	69,850,000	May 15, 2021	69,850,000	0	
2001B Series	25,780,000	May 15, 2024	25,750,000	0	
2001C Series	30,300,000	May 15, 2022	30,300,000	0	
2003 Series (Refunding $4.455M)	22,725,000	May 15, 2025	22,725,000	0	
1999 Authorization SB 2 (Evans B.) - Human Services Brigham City office					$2,510,000
2000 Authorization SB 235 (Suazo) - State Fair Park multipurpose building					10,500,000
2004 Authorization HB 328 (Pace) - various projects					25,672,000
Total State Building Ownership Authority Revenue Bonds Outstanding			**$369,403,000**	**$3,795,000**	
Plus Unamortized Premiums			**3,254,300**	**0**	
Total State Building Ownership Authority Revenue Bonds Payable			**$372,657,300**	**$3,795,000**	
Debt Per Capita [b]			**$156**		

(a) Bonds authorized but not yet issued.
(b) Based on 2003 population of 2,385,358.

State Building Ownership Authority (SBOA) Statutory Debt Limit, Title 63B, Chapter 1, Section 306

Total Fair Market Value (FMV) of Taxable Property	$170,775,938,393
Statutory Debt Limit (1.5%)	$ 2,561,639,100
Less: General Obligation Debt	(1,592,121,400)
Less: SBOA Lease Revenue Bonds	(372,657,300)
Plus: Statutorily Exempt General Obligation Highway Bonds	982,290,200
Plus: Statutorily Exempt SBOA Lease Revenue Bonds	3,795,000
SBOA's Additional Debt Incurring Capacity	$ 1,582,945,600

Limits general obligation and SBOA debt to 1.5 percent of the total FMV of taxable property. The FMV of taxable property is based on the Utah Property Tax 2002 Annual Statistical Report.

State of Utah

Revolving Loan Funds

- This section defines revolving loan funds and includes a table showing appropriated revolving loan funds.

Joseph Brown, Analyst

REVOLVING LOAN FUNDS

Overview

Numerous revolving loan programs have been established by the State of Utah to promote economic development within the state. These loan funds are typically provided startup General Fund appropriations when established. Some loan funds receive periodic General Fund appropriations to enhance the loan programs. In addition, some loan programs receive federal funds and private contributions. Once established, loan repayments generally remain within the loan programs in order to provide additional monies for future loans. Thus, a revolving source of funding is provided.

Several revolving loan programs provide low-interest loans to local governments, such as cities and counties, to provide water and sewer systems or other vital infrastructure necessary for economic growth. Other revolving loan programs provide low-interest loans and grants to provide low-income housing for Utah residents, while others provide loans for agricultural development in the state.

In addition, the Industrial Assistance Fund provides low-interest loans to businesses that provide new jobs in rural Utah. If these businesses create an established number of new jobs, they are not required to repay all or part of the related loan.

Since the fund balances within loan programs are not a source of operating or capital funding for state departments, the budgets and other financial information relating to revolving loan programs are generally not included in departmental budget tables. One exception to this is the appropriation of new state funds, such as General Fund and Mineral Lease revenue, to loan programs. When new state funds are appropriated, they are shown in departmental budget tables as a source of funding with an offsetting transfer to the loan program. This results in a net zero impact on the department's budget.

Table 39, Appropriated Revolving Loan Funds, shows the total legislative appropriations to revolving loan funds, including new state funds, loan repayments (shown as either dedicated credits or restricted and trust funds), federal funds, and carry-forward balances.

Table 38
APPROPRIATED REVOLVING LOAN FUNDS
Funds Available to Loan by Funding Source
Three-Year Comparison

	General Fund	Federal Funds	Dedicated Credits	Mineral Lease	Restricted/ Trust Funds		Other	Total Available
Industrial Assistance Fund								
Actual FY 2003	$7,430,000	$0	$0	$0	$0		$0	$7,430,000
Authorized FY 2004	5,153,800	0	0	0	0		0	5,153,800
Appropriated FY 2005	0	0	0	0	0		0	0
Permanent Community Impact Fund								
Actual FY 2003	0	0	0	17,018,500	0		0	17,018,500
Authorized FY 2004	0	0	0	23,441,500	0		0	23,441,500
Appropriated FY 2005	0	0	0	17,138,000	0		0	17,138,000
Olene Walker Housing Loan Fund								
Actual FY 2003	2,103,400	2,690,000	0	0	0		0	4,793,400
Authorized FY 2004	1,761,400	2,690,000	0	0	0		0	4,451,400
Appropriated FY 2005	1,761,400	2,690,000	0	0	0		0	4,451,400
Agriculture Resource Development Fund								
Actual FY 2003	0	0	0	0	115,000	*(a)*	0	115,000
Authorized FY 2004	0	0	0	0	525,000	*(a)*	0	525,000
Appropriated FY 2005	0	0	0	0	525,000	*(a)*	0	525,000
Water Resources Construction Fund								
Actual FY 2003	539,100	0	5,773,600	0	0		(1,122,600)	5,190,100
Authorized FY 2004	539,100	0	6,740,700	0	0		4,490,800	11,770,600
Appropriated FY 2005	539,100	0	6,815,200	0	0		0	7,354,300
Water Resources Cities Water Loan Fund								
Actual FY 2003	0	0	1,626,500	0	0		252,100	1,878,600
Authorized FY 2004	0	0	1,727,900	0	0		432,200	2,160,100
Appropriated FY 2005	0	0	1,706,800	0	0		0	1,706,800
Water Resources Conservation and Development Fund								
Actual FY 2003	1,043,200	0	11,484,300	0	1,628,600	*(a)*	(3,928,500)	10,227,600
Authorized FY 2004	1,043,200	0	10,140,500	0	7,175,000	*(a)*	(3,707,500)	14,651,200
Appropriated FY 2005	1,043,200	0	10,869,800	0	7,175,000	*(a)*	(5,696,900)	13,391,100
Water Quality Loan Fund								
Actual FY 2003	0	6,335,000	11,470,300	0	948,250	*(a)*	0	18,753,550
Authorized FY 2004	0	5,000,000	11,705,600	0	3,587,500	*(a)*	0	20,293,100
Appropriated FY 2005	0	6,000,000	13,121,300	0	3,587,500	*(a)*	0	22,708,800
Drinking Water Loan Fund								
Actual FY 2003	0	6,473,400	4,172,700	0	948,250	*(a)*	0	11,594,350
Authorized FY 2004	0	9,000,000	4,750,200	0	3,587,500	*(a)*	0	17,337,700
Appropriated FY 2005	0	6,500,000	5,687,700	0	3,587,500	*(a)*	0	15,775,200

Continued on next page

Table 38 (Continued)
APPROPRIATED REVOLVING LOAN FUNDS
Funds Available to Loan by Funding Source
Three-Year Comparison

	General Fund	Federal Funds	Dedicated Credits	Mineral Lease	Restricted/ Trust Funds	Other	Total Available
Continued from previous page							
TOTAL REVOLVING LOAN FUND APPROPRIATIONS							
Actual FY 2003	$11,115,700	$15,498,400	$34,527,400	$17,018,500	$3,640,100	($4,799,000)	$77,001,100
Authorized FY 2004	8,497,500	16,690,000	35,064,900	23,441,500	14,875,000	1,215,500	99,784,400
Appropriated FY 2005	3,343,700	15,190,000	38,200,800	17,138,000	14,875,000	(5,696,900)	83,050,600

(a) These restricted funds come from the 1/16th of 1.0 percent state sales tax designated by law to go to these loan funds. The amounts are based upon adopted revenue estimates, and not appropriated amounts. Senate Bill 200, which passed in the 2002 General Session, lowered for FY 2003 the amount of sales tax going into the Drinking Water and Water Quality loan funds by $10,000,000; $2,500,000 each in the Drinking Water and Water Quality loan funds, $4,690,000 in the Water Resources Conservation and Development Fund, and $310,000 in the Agriculture Resource Development Fund. House Bill 6004, which passed in the 2002 Sixth Special Session, further lowered the FY 2003 amount of sales tax going into the loan funds by $512,500 each in the Drinking Water and Water Quality loan funds, $1,025,000 in the Water Resources Conservation and Development Fund, and $75,000 in the Agriculture Resource Development Fund. House Bill 6004 also limited the 1/16th of 1.0 percent state sales tax to the lower of the actual amount collected or $18,743,000 for FY 2003 and the lower of the actual amount collected or $17,500,000 for years after FY 2003. Not reflected in the above table is $2,450,000 that is transferred to the Department of Natural Resources for endangered speecies and $175,000 transferred to the Division of Water Rights. These are shown in the Natural Resourses department operating table.

Table 38 includes funding available to loan from each appropriated revolving loan fund. The appropriated budgets for revolving loan funds are not included in departmental budget tables since they do not provide operating or capital funds for use by state departments. The funds available are loaned or granted to local governmental entities, private businesses, or individuals. However, new state fund appropriations to loan funds are shown in the department operations and capital tables, along with an offsetting transfer out to the revolving loan fund.

State of Utah

Personal Services Summary

- This section shows changes in salary benefits in employee compensation, current benefit rates, and estimated staff levels.

Megan Hough, Analyst

PERSONAL SERVICES SUMMARY

Overview

Article VII, Section 18, of the Utah Constitution requires that compensation for the governor, lieutenant governor, state auditor, state treasurer, and attorney general be set by law. Compensation for certain other executive branch officials and for judges is also set by law. Section 67-8-5, UCA, requires the legislature to consider the recommendations of the Executive and Judicial Compensation Commission when determining compensation for executive and judicial branch officials.

Section 36-2-2, UCA, prescribes the level of compensation paid to members of the legislature. The salary for members of the legislature is set in the odd-numbered year of the annual general session and is based upon recommendations of the Legislative Compensation Commission from the previous even-numbered year. During the even-numbered annual general session in the year just preceding the effective date of any salary change, the legislature may reject or lower the salary recommendation but may not increase the salary recommendation. Otherwise, the amount recommended by the Legislative Compensation Commission in the preceding even-numbered year shall automatically be set beginning January 1 of each odd-numbered year.

Public education, higher education, and other state employee compensation is determined by legislative intent and is limited by appropriation.

Executive and Appointed Officials

After considering the governor's request and the recommendation of the Executive and Judicial Compensation Commission, the legislature passed S.B. 231, *Executive Compensation Amendments* (Waddoups), which increased salaries as follows:

ELECTED STATE OFFICIALS' SALARIES (EXCLUDING LEGISLATORS)

	Current Salary	FY 2005	Percent Increase
Governor	$100,600	$101,600	1.0%
Lieutenant Governor	78,200	79,000	1.0
Attorney General	84,600	85,400	1.0
State Auditor	80,700	81,500	1.0
State Treasurer	78,200	79,000	1.0

S.B. 231, *Executive Compensation Amendments* (Waddoups) also shifted state officials' salary ranges up approximately 1.0 percent as follows:

	FY 2005 Ranges
Commissioner, Agriculture and Food	$65,200 - $88,400
Commissioner, Insurance	65,200 - 88,400
Commissioner, Labor Commission	65,200 - 88,400
Director, Alcoholic Beverage Control Commission	65,200 - 88,400
Commissioner, Department of Financial Institutions	65,200 - 88,400
Members, Board of Pardons and Parole	65,200 - 88,400
Executive Director, Department of Commerce	65,200 - 88,400
Executive Director, Commission on Criminal and Juvenile Justice	65,200 - 88,400
Adjutant General	65,200 - 88,400
Chair, Tax Commission	70,600 - 95,200
Commissioners, Tax Commission	70,600 - 95,200
Executive Director, Department of Community and Economic Development	70,600 - 95,200
Executive Director, Tax Commission	70,600 - 95,200
Chair, Public Service Commission	70,600 - 95,200
Commissioners, Public Service Commission	70,600 - 95,200
Executive Director, Department of Corrections	76,800 - 103,600
Commissioner, Department of Public Safety	76,800 - 103,600
Executive Director, Department of Natural Resources	76,800 - 103,600
Director, Governor's Office of Planning and Budget	76,800 - 103,600
Executive Director, Department of Administrative Services	76,800 - 103,600
Executive Director, Department of Human Resource Management	76,800 - 103,600
Executive Director, Department of Environmental Quality	76,800 - 103,600
Executive Director, Department of Workforce Services	83,600 - 112,900
Executive Director, Department of Health	83,600 - 112,900
Executive Director, Department of Human Services	83,600 - 112,900
Executive Director, Department of Transportation	83,600 - 112,900
Chief Information Officer	83,600 - 112,900

Legislators

The Legislative Compensation Commission recommended that legislative salaries remain at the present level.

Legislators currently receive $120 per day for each calendar day of the annual general session. In addition, legislators receive $120 for each day they attend a veto override session, special session, or other authorized legislative meetings. The President of the Senate and the Speaker of the House each receive an additional $3,500 per year. The majority and minority leaders of each house receive an additional $2,000 per year.

Legislators receive benefits similar to state employees. The state pays 90 percent of the highest premium for health insurance, 80 percent of the highest premium for dental insurance, and offers optical insurance at the legislator's expense. In addition, the state pays the premium for the basic life insurance coverage of $25,000.

Legislators are also eligible for retirement benefits under the Governor's and Legislative Service Pension Act. Upon reaching age 65, and upon application, a legislator with four or more years of service will receive a pension equal to $10 per month for each year of service as a member of the legislature.

Compensation for legislative in-session employees was set in Senate Joint Resolution 2, *Resolution Approving Compensation of In-Session Employees* (B. Evans).

State Employees

Funding was approved for a 1.0 percent cost-of-living-adjustment (COLA) for all state employees and for market comparability adjustments that were recommended by the Department of Human Resources Management to bring range mid-points to 90 percent of market.

These increases will be effective June 19, 2004 and will appear in paychecks on July 16, 2004. All employees on the General, Longevity, and Administrative pay plans will receive the 1.0 percent COLA. Longevity increases required by statute will be given to eligible employees and will have to be funded within agency budgets.

A one-time bonus will also be given to all state employees. The bonus will be paid on December 3, 2004 to eligible employees who are in a current, active status as of November 19, 2004. Employees of the Elected Officials, Judges, and Boards and Councils pay schedules are not eligible. The bonus was calculated based on the cost of a 1.0 percent COLA and will be distributed based on the number of full-time equivalent positions in each agency. Employees who are full time will receive the full amount of the bonus. For anyone who is not full time, the bonus will be pro-rated based on the "Normal Hours" field in the Human Resources Enterprise system.

The legislature approved funding for a 5.49 percent increase in health premiums. To reduce the original increase requested to this level the legislature changed benefits by increasing facility inpatient and outpatient coinsurance by 10 percent. They also changed the pharmacy benefit to a three-tiered coinsurance with brand coinsurance increasing from 25 percent to 30 percent. The maximum out-of-pocket expense was also increased from $1,500 to $2,000 per person, and from $2,000 to $4,000 per family. Excess dental reserves will be transferred to medical reserves as well.

The Public Employees Health Program (PEHP) is currently reviewing these benefit changes. The PEHP board may adjust these changes to mitigate the impact on employees but must still meet the 5.49 premium increase. The changes will not be voted on until after the printing of this book.

Contribution rates increased in all the retirement systems by a weighted average of 13.82 percent. The legislature fully funded this increase.

Public Education/Higher Education

The public education compensation package for local school district employees is included in Senate Bill 3, *Minimum School Program Act Amendments* (Stephenson). The legislature increased the value of the Weighted Pupil Unit by 1.49 percent for health and dental increases, from $2,150 to $2,182.

Actual salary increases are negotiated in the individual school districts and may vary significantly. Local factors, such as voted leeways, may also affect the actual impact of budget changes. Employees at the Utah State Offices of Education and Rehabilitation are state employees and are covered by the state compensation plan.

The legislature approved funding for increases in health, dental, and retirement benefits in higher education.

Bills Affecting Benefits

During the 2004 General Session the legislature passed Senate Bill 26, *Public Safety Retirees' Cost-of-Living Increase* (Buttars). The legislation created the Public Safety Retirees' Cost-of-Living Increase Restricted Account, which will act as a savings account that will eventually boost the public safety retirees' COLA to 4.0 percent. The COLA will not be increased, however, unless the legislature authorizes the use of the funds for that purpose.

The legislature also transferred $1,100,000 one time for FY 2005 from the Fire Academy Support Account into the Public Safety Retirees' Cost-of-Living Increase Restricted Account. The latter account may also receive funding from insurance premium taxes that go to help fund the fire fighters' retirement premium. When the premium is fully funded, the excess may go into the restricted account.

Judicial Officials

Under provisions of Section 67-8-2, UCA, salaries approved for FY 2005 are calculated in accordance with the statutory formula and rounded to the nearest $50. Salaries for judges for FY 2005 are as follows:

Judicial Salaries

Chief Justice	$117,300
Associate Justice	115,250
Appeals Court Justice	110,000
District Court Judge	104,750
Juvenile Court Judge	104,750

Table 39
BENEFIT COSTS AND RATES FOR STATE EMPLOYEES
FY 2004 and FY 2005

	FY 2004		FY 2005	
	State	Employee	State	Employee
HEALTH INSURANCE				
PEHP Preferred				
Single Coverage	$3,263	$246	$3,442	$259
Two Party Coverage	6,728	506	7,097	534
Family Coverage	8,981	676	9,474	713
PEHP Comprehensive Care				
Single Coverage	3,197	65	3,373	69
Two Party Coverage	6,593	135	6,955	142
Family Coverage	8,802	180	9,285	190
PEHP Exclusive Care				
Single Coverage	3,197	65	3,373	69
Two Party Coverage	6,593	135	6,955	142
Family Coverage	8,802	180	9,285	190
PEHP Summit Care				
Single Coverage	3,197	65	3,373	69
Two Party Coverage	6,593	135	6,955	142
Family Coverage	8,802	180	9,285	190
DENTAL INSURANCE				
PEHP Traditional				
Single Coverage	475	152	495	159
Two Party Coverage	604	198	629	207
Family Coverage	875	284	912	296
PEHP Preferred				
Single Coverage	475	25	495	26
Two Party Coverage	604	32	629	33
Family Coverage	875	46	912	48
Dental Select				
Single Coverage	452	0	470	0
Two Party Coverage	604	158	629	163
Family Coverage	875	225	912	232

Continued on next page

Table 39 (Continued)
BENEFIT COSTS AND RATES FOR STATE EMPLOYEES
FY 2004 and FY 2005

Continued from previous page

	FY 2004		FY 2005	
	State	**Employee**	**State**	**Employee**
RETIREMENT				
State Employees (Contributory)	13.21 %	0.00 %	14.89 %	0.00 %
State Employees (Non-Contributory)	13.20	0.00	14.88	0.00
Public Safety (Contributory)	17.77	4.54	20.25	4.54
Public Safety (Non-Contributory)	21.15	0.00	23.46	0.00
Judges (Contributory)	5.08	2.00	5.14	2.00
Judges (Non-Contributory)	7.08	0.00	7.14	0.00
Teachers' Insurance and Annuity	14.20	0.00	14.20	0.00
LONG-TERM DISABILITY	0.60 %		0.60 %	
WORKERS' COMPENSATION	0.68 %		0.82 %	
WORKERS' COMPENSATION (UDOT)	1.59 %		1.91 %	
UNEMPLOYMENT INSURANCE	0.16 %		0.16 %	
SOCIAL SECURITY				
Rate	7.65 %		7.65 %	
Ceiling (Estimate)	$91,050		$94,200	
Maximum	$6,965		$7,206	
LIFE INSURANCE	$50.44		$50.44	
TERMINATION POOL LABOR ADDITIVE				
General	2.18 %		2.60 %	
Public Safety	4.86		5.50	
Education	3.50		3.60	
Transportation	5.50		5.00	
WORK HOURS		2,096		2,088

Table 40
ESTIMATED POSITIONS BY DEPARTMENT
FY 2004 and FY 2005

	FY 2004	FY 2005
Administrative Services	205.0	205.0
Commerce and Revenue		
Alcoholic Beverage Control	309.5	312.5
Commerce	253.0	261.0
Financial Institutions	50.0	50.0
Insurance	82.0	82.0
Labor Commission	115.0	117.0
Public Service Commission	17.0	17.0
Tax Commission	847.5	859.5
Workforce Services	1,963.0	1,945.0
Corrections		
Adult Corrections	2,202.7	2,202.7
Board of Pardons	33.0	33.0
Juvenile Justice Services	1,001.6	1,021.9
Courts	1,214.3	1,215.8
Economic Development and Human Resources		
Career Service Review Board	2.0	2.0
Community and Economic Development	276.2	275.2
Human Resource Management	36.5	36.5
Elected Officials		
Attorney General	377.8	377.8
Auditor	41.0	41.0
Governor	105.9	106.9
Treasurer	27.0	27.0
Environmental Quality	418.1	418.1
Health	1,307.6	1,302.0
Human Services	3,627.9	3,640.8
Legislature	114.0	116.0
National Guard	139.0	140.0
Natural Resources		
Agriculture and Food	209.0	210.0
Natural Resources	1,234.8	1,243.5
Trust Lands Administration	62.0	62.0
Public Education	1,051.4	1,056.3
Public Safety	1,080.0	1,082.0
Transportation	1,849.0	1,730.0
TOTAL POSITIONS	**20,252.8**	**20,189.5**

Table 40 shows the estimated positions in each department. This table does not include teachers and staff in public and higher education nor internal service fund positions.

State of Utah

Appropriations Bills Summary

- This section lists state appropriations in the three major appropriations acts, Senate Bill 1, House Bill 3, and House Bill 1. It also shows the Minimum School Program as contained in Senate Bill 3. Appropriations by other bills, nonlapsing authority, and budget vetoes are also included.

NOTES TO APPROPRIATIONS BILLS

Senate Bill 1, Appropriations Act

Senate Bill 1, *Appropriations Act* (Blackham), is the main appropriations act for FY 2005. This appropriations act provides fundamental budget authority to state agencies and institutions from a variety of funding sources. Appropriations are designated in numbered line items for specific state programs. For summary purposes, individually authorized state programs are not shown in this budget document. Also, pages 110 to 229 of the bill consist of department fees.

Item 11 This item appropriates $102,000 in beginning nonlapsing balances to the Governor's Emergency Fund with an offsetting amount of a negative $102,000 in closing nonlapsing balances.

Item 189 This item transfers $59,600 from the General Fund to reimburse the Department of Agriculture for the Department of Natural Resources' share of the Predator Control program.

Item 209 This item is divided between the operations and capital budgets for purposes of presentation.

House Bill 3, Supplemental Appropriations Act II

House Bill 3, *Supplemental Appropriations Act II* (Bigelow), provides supplemental budgetary authority to state agencies and institutions for FY 2004 and FY 2005 from a variety of funding sources. Appropriations are designated in numbered line items for specific state programs. This appropriations bill is primarily the compilation of appropriations authorized by individual legislative bills. For this reason, this bill is commonly known as the "Bill of Bills." For summary purposes, individually authorized state programs are not necessarily identified in this budget document.

FY 2005

Item 13 This item reduces $155,000 from the General Fund for the Division of Juvenile Justice Services and then adds a like amount from one-time General Fund.

FY 2004

Item 84 This item reduces an FY 2004 line item appropriation to the University of Utah by $23,200,000 in income tax revenue and adds $23,200,000 in General Fund to the same line item. This was done to make total state funds appropriations for FY 2004 conform to updated estimates of how much revenue will be generated for each fund by the end of the fiscal year.

Senate Bill 3, Minimum School Program Act Amendments

Senate Bill 3, *Minimum School Program Act Amendments* (Stephenson), amends the Utah Code annually to provide the state's contribution and related budget authority to the State Board of Education for distribution of FY 2005 funding to local school districts. School districts assess a uniform basic property tax levy for maintenance and operations that is supplemented from the Uniform School Fund. This combination of state and local funds for public education programs is generally allocated by formula, based on the Weighted Pupil Unit (WPU). For FY 2005, the WPU is valued at $2,182, which is a 1.49 percent increase over FY 2004.

House Bill 1, Supplemental Appropriations Act

House Bill 1, *Supplemental Appropriations Act* (Bigelow), provides supplemental budgetary authority to state agencies and institutions for FY 2004 from a variety of funding sources. Appropriations are designated in numbered line items for specific state programs. For summary purposes, individually authorized state programs are not necessarily identified in this budget document.

FY 2004

Item 8 This item shifts $1,000,000 in the Department of Corrections between closing nonlapsing balances and one-time General Fund to pay for a $1,000,000 supplemental for jail reimbursement in House Bill 1, *Supplemental Appropriations Act* (Bigelow), Item 9.

Item 13 This item shifts $559,300 in the Judicial Council/State Court Administrator - Jury and Witness Fees between closing nonlapsing balances and one-time General Fund to cover a previous year's deficit in this line item.

Bills Carrying Appropriations

In addition to the above listed appropriations acts, a number of bills were passed by the legislature that carry their own appropriation. Each bill specifies the state agency or institution receiving funds, the purpose of the appropriation, the amount of the appropriation, the source of funds, and the fiscal year impacted. See Table 41.

SUMMARY

Senate Bill 1, Appropriations Act
All Funding Sources

Item	FY 2005	General Fund	School Funds	Transporta-tion Fund	Federal Funds	Dedicated Credits
1	Senate	$1,685,700	$0	$0	$0	$0
2	House of Representatives	3,080,300	0	0	0	0
3	Legislative Auditor General	2,028,900	0	0	0	0
4	Legislative Fiscal Analyst	1,999,300	0	0	0	0
5	Legislative Printing	490,600	0	0	0	320,500
6	Legislative Research and General Counsel	5,023,100	0	0	0	0
7	Leg. Research - Tax Review Commission	50,000	0	0	0	0
8	Leg. Research - Constitutional Revision Comm.	55,000	0	0	0	0
	Total Legislature	**14,412,900**	**0**	**0**	**0**	**320,500**
9	Governor - Administration	2,661,500	0	0	0	257,400
10	Governor - Elections	928,200	0	0	100,000	3,000
11	Governor - Emergency Fund - SEE NOTE	0	0	0	0	0
12	Governor - RS-2477 Rights-of-Way	0	0	0	0	100
13	Governor - Office of Planning and Budget	2,778,600	0	0	0	67,400
14	Governor - GOPB - Chief Information Officer	556,100	0	0	0	0
15	Governor - Commission on Crim./Juv. Justice	0	0	0	14,087,300	65,000
16	State Auditor	2,819,100	0	0	0	772,000
17	State Treasurer	855,000	0	0	0	191,700
18	Attorney General (AG)	16,292,100	0	0	1,106,000	12,819,500
19	AG - Contract Attorneys	0	0	0	0	300,000
20	AG - Children's Justice Centers	2,057,400	0	0	122,300	0
21	AG - Prosecution Council	0	0	0	0	0
22	AG - Domestic Violence	0	0	0	0	0
	Total Elected Officials	**28,948,000**	**0**	**0**	**15,415,600**	**14,476,100**
23	Corrections - Programs and Operations	156,081,500	0	0	696,300	3,035,800
24	Corrections - Utah Correctional Industries	0	0	0	0	0
25	Corrections - Jail Contracting	18,086,200	0	0	0	0
26	Corrections - Jail Reimbursement	9,081,000	0	0	0	0
27	Corrections - Internal Service Fund	0	0	0	0	0
28	Board of Pardons and Parole	2,649,500	0	0	0	2,200
29	Human Services - Juvenile Justice Services	70,465,000	0	0	2,206,800	2,810,700
30	Human Services - JJS - Youth Parole Authority	275,000	0	0	13,800	0
	Total Corrections	**256,638,200**	**0**	**0**	**2,916,900**	**5,848,700**
31	Judicial Council/Court Admin. - Administration	72,758,300	0	0	53,300	771,900
32	JC/CA - Grand Jury	800	0	0	0	0
33	JC/CA - Contracts and Leases	15,247,700	0	0	0	199,600
34	JC/CA - Jury and Witness Fees	1,525,200	0	0	0	5,000
35	JC/CA - Guardian ad Litem	3,112,400	0	0	0	20,000
36	JC/CA - Judicial Salaries - INTENT ONLY	0	0	0	0	0
	Total Courts	**92,644,400**	**0**	**0**	**53,300**	**996,500**
37	Programs and Operations	43,794,300	0	5,629,200	4,026,700	5,781,200
38	Emergency Services and Homeland Security	732,000	0	0	11,364,500	255,000

SUMMARY

Senate Bill 1, Appropriations Act
All Funding Sources

Mineral Lease	General Fund Restricted	Transporta-tion Fund Restricted	Restricted and Trust Funds	Other	TOTAL	Item	Legis-lative Intent	Internal Service, Loan, and Enterprise Funds
$0	$0	$0	$0	$0	$1,685,700	**1**		$0
0	0	0	0	0	3,080,300	**2**		0
0	0	0	0	104,100	2,133,000	**3**		0
0	0	0	0	24,000	2,023,300	**4**		0
0	0	0	0	0	811,100	**5**		0
0	0	0	0	173,600	5,196,700	**6**		0
0	0	0	0	0	50,000	**7**		0
0	0	0	0	0	55,000	**8**		0
0	**0**	**0**	**0**	**301,700**	**15,035,100**			**0**
0	0	0	0	0	2,918,900	**9**	**intent**	0
0	0	0	0	152,000	1,183,200	**10**	**intent**	0
0	0	0	0	0	0	**11**	**intent**	0
0	1,884,200	0	0	0	1,884,300	**12**	**intent**	0
0	0	0	0	169,000	3,015,000	**13**	**intent**	0
0	0	0		0	556,100	**14**	**intent**	0
0	0	0	2,461,300	0	16,613,600	**15**	**intent**	0
0	0	0	0	0	3,591,100	**16**	**intent**	0
0	0	0	1,211,800	0	2,258,500	**17**	**intent**	0
0	680,500	0	256,100	832,000	31,986,200	**18**	**intent**	0
0	0	0	0	0	300,000	**19**	**intent**	0
0	0	0	0	0	2,179,700	**20**	**intent**	0
0	511,000	0	0	0	511,000	**21**	**intent**	0
0	78,600	0	0	0	78,600	**22**	**intent**	0
0	**3,154,300**	**0**	**3,929,200**	**1,153,000**	**67,076,200**			**0**
0	596,700	0	750,000	502,800	161,663,100	**23**	**intent**	0
0	0	0	0	0	0	**24**		14,469,400
0	0	0	0	0	18,086,200	**25**	**intent**	0
0	0	0	0	0	9,081,000	**26**	**intent**	0
0	0	0	0	0	0	**27**		1,700,700
0	77,400	0	0	144,800	2,873,900	**28**	**intent**	0
0	1,160,300	0	0	14,784,800	91,427,600	**29**	**intent**	0
0	0	0	0	0	288,800	**30**	**intent**	0
0	**1,834,400**	**0**	**750,000**	**15,432,400**	**283,420,600**			**16,170,100**
0	4,572,200	0	0	2,367,500	80,523,200	**31**	**intent**	0
0	0	0	0	0	800	**32**	**intent**	0
0	4,122,200	0	0	0	19,569,500	**33**	**intent**	0
0	0	0	0	199,800	1,730,000	**34**	**intent**	0
0	734,700	0	0	0	3,867,100	**35**	**intent**	0
0	0	0	0	0	0	**36**	**intent**	0
0	**9,429,100**	**0**	**0**	**2,567,300**	**105,690,600**			**0**
0	5,648,300	1,152,300	0	2,763,100	68,795,100	**37**	**intent**	0
0	1,416,400	0	0	(1,245,800)	12,522,100	**38**	**intent**	0

SUMMARY

Senate Bill 1, Appropriations Act
All Funding Sources

Item	FY 2005	General Fund	School Funds	Transporta-tion Fund	Federal Funds	Dedicated Credits
39	Peace Officers' Standards and Training	0	0	0	3,553,300	29,700
40	Liquor Law Enforcement	1,382,300	0	0	0	0
41	Driver License	0	0	0	0	4,700
42	Highway Safety	95,000	0	0	3,085,100	0
	Total Public Safety	**46,003,600**	**0**	**5,629,200**	**22,029,600**	**6,070,600**
44	Capitol Preservation Board	2,177,300	0	0	0	228,300
	Total Capitol Preservation Board	**2,177,300**	**0**	**0**	**0**	**228,300**
45	Executive Director	772,100	0	0	0	72,500
46	Automated Geographic Reference Center	693,900	0	0	500,000	501,500
47	Administrative Rules	287,600	0	0	0	0
48	DFCM - Administration	81,300	0	0	0	0
49	State Archives	2,025,400	0	0	0	41,100
50	Finance - Administration	6,030,600	0	450,000	0	1,694,000
51	Finance - Mandated - Other	482,600	0	0	0	0
52	Finance - Post Conviction Indigent Defense Fund	0	0	0	0	0
53	Finance - Judicial Conduct Commission	224,200	0	0	0	0
54	Purchasing	1,353,800	0	0	0	68,000
55	Office of State Debt Collection - ISF	0	0	0	0	0
56	Purchasing and General Services - ISF	0	0	0	0	0
57	Information and Technology Services - ISF	0	0	0	0	0
58	Fleet Operations - ISF	0	0	0	0	0
59	Risk Management - ISF	0	0	0	0	0
60	DFCM - Facilities Management - ISF	0	0	0	0	0
	Total Administrative Services	**11,951,500**	**0**	**450,000**	**500,000**	**2,377,100**
61	Capital Budget - DFCM Capital Program	26,976,900	17,000,000	0	0	0
62	Capital Budget - Property Acquisition	0	0	0	0	0
	Total Administrative Services Capital	**26,976,900**	**17,000,000**	**0**	**0**	**0**
63	Board of Bonding Commissioners - Debt Service	61,721,600	17,164,300	0	0	62,881,500
	Total Debt Service	**61,721,600**	**17,164,300**	**0**	**0**	**62,881,500**
67	Utah College of Applied Technology - Admin.	4,319,600	0	0	0	0
68	UCAT - Bridgerland	7,551,000	0	0	0	1,168,500
69	UCAT - Davis	7,608,400	0	0	0	1,331,900
70	UCAT - Dixie	861,800	0	0	0	81,900
71	UCAT - Mountainlands	2,875,100	0	0	0	125,600
72	UCAT - Ogden/Weber	8,452,900	0	0	0	1,361,000
73	UCAT - Salt Lake/Tooele	2,016,600	0	0	0	155,000
74	UCAT - Southeast	882,900	0	0	0	153,100
75	UCAT - Southwest	1,416,300	0	0	0	166,500
76	UCAT - Uintah Basin	3,987,300	0	0	0	340,000
	Total Utah College of Applied Technology	**39,971,900**	**0**	**0**	**0**	**4,883,500**

SUMMARY

Senate Bill 1, Appropriations Act
All Funding Sources

Mineral Lease	General Fund Restricted	Transporta-tion Fund Restricted	Restricted and Trust Funds	Other	TOTAL	Item	Legis-lative Intent	Internal Service, Loan, and Enterprise Funds
0	2,867,400	0	0	0	6,450,400	**39**	**intent**	0
0	0	0	0	0	1,382,300	**40**	**intent**	0
0	0	18,534,900	0	162,400	18,702,000	**41**	**intent**	0
0	0	400,000	0	0	3,580,100	**42**	**intent**	0
0	**9,932,100**	**20,087,200**	**0**	**1,679,700**	**111,432,000**			**0**
0	0	0	0	141,400	2,547,000	**44**	**intent**	0
0	**0**	**0**	**0**	**141,400**	**2,547,000**			**0**
0	0	0	0	0	844,600	**45**		0
0	0	0	0	0	1,695,400	**46**		0
0	0	0	0	0	287,600	**47**	**intent**	0
0	0	0	3,924,900	(87,400)	3,918,800	**48**		0
0	0	0	0	0	2,066,500	**49**	**intent**	0
0	1,272,400	0	0	989,900	10,436,900	**50**	**intent**	0
0	0	0	0	(482,600)	0	**51**	**intent**	482,600
0	0	0	0	74,000	74,000	**52**	**intent**	0
0	0	0	0	9,500	233,700	**53**	**intent**	0
0	0	0	0	0	1,421,800	**54**		0
0	0	0	0	0	0	**55**		1,198,100
0	0	0	0	0	0	**56**		14,589,100
0	0	0	0	0	0	**57**	**intent**	47,553,800
0	0	0	0	0	0	**58**		38,082,100
0	0	0	0	0	0	**59**		36,948,300
0	0	0	0	0	0	**60**	**intent**	19,815,700
0	**1,272,400**	**0**	**3,924,900**	**503,400**	**20,979,300**			**158,669,700**
0	2,801,000	0	0	0	46,777,900	**61**		0
0	250,000	0	0	0	250,000	**62**		0
0	**3,051,000**	**0**	**0**	**0**	**47,027,900**			**0**
0	0	2,190,300	125,371,200	0	269,328,900	**63**	**intent**	0
0	**0**	**2,190,300**	**125,371,200**	**0**	**269,328,900**			**0**
0	0	0	0	0	4,319,600	**67**	**intent**	0
0	0	0	0	0	8,719,500	**68**		0
0	0	0	0	0	8,940,300	**69**		0
0	0	0	0	0	943,700	**70**		0
0	0	0	0	0	3,000,700	**71**		0
0	0	0	0	0	9,813,900	**72**		0
0	0	0	0	0	2,171,600	**73**		0
0	0	0	0	0	1,036,000	**74**		0
0	0	0	0	0	1,582,800	**75**		0
0	0	0	0	0	4,327,300	**76**		0
0	**0**	**0**	**0**	**0**	**44,855,400**			**0**

SUMMARY

Senate Bill 1, Appropriations Act
All Funding Sources

Item	FY 2005	General Fund	School Funds	Transporta-tion Fund	Federal Funds	Dedicated Credits
64*	Tax Commission	20,971,800	17,430,500	5,857,400	455,600	9,772,400
65*	License Plate Production	0	0	0	0	2,102,700
66*	Liquor Profit Distribution	0	0	0	0	0
77	Workforce Services	61,376,300	0	0	203,666,200	2,746,800
78	Alcoholic Beverage Control	0	0	0	0	0
79	Labor Commission	4,592,500	0	0	2,381,500	0
80	Commerce - General Regulation	0	0	0	217,600	1,537,000
81	Commerce - Real Estate Education	0	0	0	0	0
82	Commerce - Public Utilities P and T Services	0	0	0	0	0
83	Commerce - Committee of Consumer Services	0	0	0	0	0
84	Financial Institutions - Administration	0	0	0	0	0
85	Insurance - Administration	4,403,200	0	0	0	1,771,500
86	Insurance - Comprehensive Health Ins. Pool	16,203,900	0	0	0	17,725,500
87	Insurance - Bail Bond Program	0	0	0	0	0
88	Insurance - Title Insurance Program	0	0	0	0	77,100
89	Public Service Commission	0	0	0	0	61,200
90	PSC - Research and Analysis	0	0	0	0	60,000
91	PSC - Speech and Hearing Impaired	0	0	0	0	1,246,500
92	PSC - Universal Telecomm. Support Fund	0	0	0	0	0
	Total Commerce and Revenue	**107,547,700**	**17,430,500**	**5,857,400**	**206,720,900**	**37,100,700**
94	Career Service Review Board	166,800	0	0	0	0
95	Human Resource Management	2,961,700	0	0	0	362,000
96	Community and Econ. Dev. - Admin.	4,407,600	0	0	0	0
97	DCED - Incentive Funds	0	0	0	0	160,000
98	DCED - Indian Affairs	210,500	0	0	0	0
99	DCED - Business and Economic Development	8,389,500	0	0	400,000	90,100
100	DCED - Travel Council	3,522,400	0	118,000	0	254,700
101	DCED - State History	1,793,500	0	0	570,000	25,000
102	DCED - Utah State Historical Society	0	0	0	225,100	289,700
103	DCED - Fine Arts	2,564,700	0	0	589,500	151,800
104	DCED - State Library	4,139,600	0	0	1,590,000	1,988,600
105	DCED - Community Development	4,202,800	0	0	45,134,800	858,000
106	DCED - Zoos	1,598,700	0	0	0	0
109	DCED - Walker Housing Trust Fund	1,961,400	0	0	0	0
110	DCED - Homeless Trust Fund	400,000	0	0	0	0
	Total Economic Dev. and Human Resources	**36,319,200**	**0**	**118,000**	**48,509,400**	**4,179,900**
107*	DCED - Community Dev. Capital Budget	0	0	0	0	0
	Total Econ. Dev. and Human Res. Capital	**0**	**0**	**0**	**0**	**0**
111	Executive Director's Operations	5,553,800	0	0	18,478,400	2,567,000
112	Health Systems Improvement	4,277,100	0	0	4,415,300	4,100,700
113	Workforce Financial Assistance	419,900	0	0	0	0

**The asterisk indicates that the item has been shown out of numerical sequence for purposes of financial summary.*

SUMMARY

Senate Bill 1, Appropriations Act
All Funding Sources

Mineral Lease	General Fund Restricted	Transporta-tion Fund Restricted	Restricted and Trust Funds	Other	TOTAL	Item	Legis-lative Intent	Internal Service, Loan, and Enterprise Funds
0	7,132,000	133,800	0	2,095,100	63,848,600	**64***	**intent**	0
0	0	0	0	(87,200)	2,015,500	**65***		0
0	3,133,700	0	0	0	3,133,700	**66***		0
0	0	0	2,160,000	2,763,800	272,713,100	**77**	**intent**	0
0	0	0	19,389,200	0	19,389,200	**78**		0
0	805,100	0	986,100	25,000	8,790,200	**79**	**intent**	0
0	17,850,000	0	0	75,200	19,679,800	**80**	**intent**	0
0	0	0	192,200	0	192,200	**81**		0
0	100,000	0	0	75,000	175,000	**82**	**intent**	0
0	500,000	0	0	400,000	900,000	**83**	**intent**	0
0	4,674,300	0	0	0	4,674,300	**84**		0
0	0	0	0	10,000	6,184,700	**85**		0
0	0	0	0	9,999,000	43,928,400	**86**	**intent**	0
0	22,100	0	0	(2,600)	19,500	**87**		0
0	0	0	0	(9,600)	67,500	**88**		0
0	1,561,700	0	0	0	1,622,900	**89**		0
0	0	0	0	0	60,000	**90**		0
0	0	0	0	416,400	1,662,900	**91**		0
0	0	0	9,048,900	(170,100)	8,878,800	**92**		0
0	**35,778,900**	**133,800**	**31,776,400**	**15,590,000**	**457,936,300**			**0**
0	0	0	0	0	166,800	**94**	**intent**	0
0	0	0	0	0	3,323,700	**95**	**intent**	0
0	0	0	0	0	4,407,600	**96**	**intent**	0
0	189,300	0	0	0	349,300	**97**	**intent**	0
0	0	0	0	0	210,500	**98**	**intent**	0
0	0	0	0	0	8,879,600	**99**	**intent**	0
0	0	0	0	0	3,895,100	**100**	**intent**	0
0	0	0	0	0	2,388,500	**101**	**intent**	0
0	0	0	0	0	514,800	**102**		0
0	0	0	0	0	3,306,000	**103**	**intent**	0
0	0	0	0	0	7,718,200	**104**	**intent**	0
0	450,000	0	791,900	0	51,437,500	**105**	**intent**	0
0	0	0	0	0	1,598,700	**106**		0
0	0	0	0	(1,961,400)	0	**109**		2,690,000
0	0	0	0	(400,000)	0	**110**		0
0	**639,300**	**0**	**791,900**	**(2,361,400)**	**88,196,300**			**2,690,000**
1,698,200	0	0	0	0	1,698,200	**107***		17,138,000
1,698,200	**0**	**0**	**0**	**0**	**1,698,200**			**17,138,000**
0	100,000	0	113,000	146,900	26,959,100	**111**		0
0	0	0	0	227,400	13,020,500	**112**	**intent**	0
0	0	0	0	575,000	994,900	**113**		0

SUMMARY
Senate Bill 1, Appropriations Act
All Funding Sources

Item	FY 2005	General Fund	School Funds	Transporta-tion Fund	Federal Funds	Dedicated Credits
114	Epidemiology and Laboratory Services	4,217,000	0	0	7,586,600	2,948,900
115	Community and Family Health Services	8,510,400	0	0	61,403,200	14,410,300
116	Health Care Financing	9,696,100	0	0	39,557,600	10,901,000
117	Medical Assistance	251,466,000	0	0	978,047,900	74,601,100
118	Children's Health Insurance Program	0	0	0	28,917,300	650,000
119	Local Health Departments	2,041,200	0	0	0	0
	Total Health	**286,181,500**	**0**	**0**	**1,138,406,300**	**110,179,000**
120	Executive Director Operations	7,728,900	0	0	9,062,700	1,933,100
121	Drug Courts/Board	0	0	0	0	0
122	Substance Abuse and Mental Health	67,317,900	0	0	26,220,900	2,822,100
123	Services for People with Disabilities	43,338,900	0	0	2,004,200	1,461,700
124	Office of Recovery Services	10,689,300	0	0	29,930,700	4,353,900
125	Child and Family Services	64,891,100	0	0	45,917,600	1,401,600
126	Aging and Adult Services	11,792,400	0	0	8,923,500	52,500
127	Internal Service Funds	0	0	0	0	0
	Total Human Services	**205,758,500**	**0**	**0**	**122,059,600**	**12,024,900**
128	University of Utah - Education and General	85,620,800	95,000,000	0	0	104,683,600
129	U of U - Educationally Disadvantaged	708,900	0	0	0	0
130	U of U - School of Medicine	20,556,400	0	0	0	10,918,200
131	U of U - University Hospital	4,445,700	0	0	0	455,800
132	U of U - Regional Dental Education Program	558,600	0	0	0	120,900
133	U of U - Public Service	1,338,300	0	0	0	0
134	U of U - Statewide TV Administration	2,416,600	0	0	0	0
135	U of U - Poison Control Center	0	0	0	0	1,374,400
136	Utah State University - Education and General	97,902,400	0	0	0	46,164,600
137	USU - Educationally Disadvantaged	231,800	0	0	0	0
138	USU - Uintah Basin Continuing Education Ctr.	2,778,600	0	0	0	3,213,300
139	USU - Southeastern Utah Continuing Education	634,500	0	0	0	500,700
140	USU - Brigham City Continuing Education Ctr.	441,000	0	0	0	1,382,300
141	USU - Tooele Continuing Education Center	1,047,800	0	0	0	2,904,500
142	USU - Water Research Laboratory	1,530,200	0	0	0	0
143	USU - Agricultural Experiment Station	11,904,800	0	0	1,813,800	630,000
144	USU - Cooperative Extension	11,360,500	0	0	2,088,500	150,000
145	Weber State University - Education and General	56,460,400	0	0	0	38,228,500
146	WSU - Educationally Disadvantaged	331,700	0	0	0	0
147	Southern Utah University - Educ. and General	26,587,300	0	0	0	12,233,700
148	SUU - Educationally Disadvantaged	92,900	0	0	0	0
149	SUU - Shakespearean Festival	12,500	0	0	0	0
150	SUU - Rural Development	98,100	0	0	0	0
151	Snow College - Education and General	16,053,200	0	0	0	4,517,300
152	Snow College - Educationally Disadvantaged	32,000	0	0	0	0
153	Snow College - Applied Technology Education	1,299,000	0	0	0	0
154	Dixie College - Education and General	16,669,900	0	0	0	7,538,400
155	Dixie College - Educationally Disadvantaged	30,600	0	0	0	0
156	Dixie College - Zion Park Amphitheater	57,000	0	0	0	32,500

SUMMARY

Senate Bill 1, Appropriations Act
All Funding Sources

Mineral Lease	General Fund Restricted	Transporta-tion Fund Restricted	Restricted and Trust Funds	Other	TOTAL	Item	Legis-lative Intent	Internal Service, Loan, and Enterprise Funds
0	293,600	0	0	7,000	15,053,100	**114**		0
0	9,280,500	0	0	4,691,900	98,296,300	**115**	**intent**	0
0	0	0	0	11,208,400	71,363,100	**116**		0
0	0	0	0	101,355,200	1,405,470,200	**117**	**intent**	0
0	7,006,200	0	0	135,400	36,708,900	**118**		0
0	0	0	0	0	2,041,200	**119**		0
0	**16,680,300**	**0**	**113,000**	**118,347,200**	**1,669,907,300**			**0**
0	0	0	0	977,300	19,702,000	**120**	**intent**	0
0	1,647,200	0	0	0	1,647,200	**121**		0
0	1,200,000	0	0	10,148,500	107,709,400	**122**		0
0	0	0	0	110,788,900	157,593,700	**123**	**intent**	0
0	0	0	0	99,100	45,073,000	**124**	**intent**	0
0	1,100,000	0	0	17,677,000	130,987,300	**125**	**intent**	0
0	0	0	0	339,400	21,107,800	**126**		0
0	0	0	0	0	0	**127**		4,029,500
0	**3,947,200**	**0**	**0**	**140,030,200**	**483,820,400**			**4,029,500**
0	8,284,500	0	0	0	293,588,900	**128**	**intent**	0
0	0	0	0	34,500	743,400	**129**		0
0	0	0	0	0	31,474,600	**130**	**intent**	0
0	0	0	0	0	4,901,500	**131**	**intent**	0
0	0	0	0	0	679,500	**132**		0
0	0	0	0	0	1,338,300	**133**		0
0	0	0	0	0	2,416,600	**134**		0
0	0	0	0	0	1,374,400	**135**	**intent**	0
0	0	0	0	0	144,067,000	**136**	**intent**	0
0	0	0	0	0	231,800	**137**		0
0	0	0	0	0	5,991,900	**138**	**intent**	0
0	0	0	0	28,100	1,163,300	**139**	**intent**	0
0	0	0	0	0	1,823,300	**140**	**intent**	0
0	0	0	0	0	3,952,300	**141**	**intent**	0
799,600	0	0	0	0	2,329,800	**142**	**intent**	0
0	0	0	0	0	14,348,600	**143**	**intent**	0
0	0	0	0	0	13,599,000	**144**	**intent**	0
0	0	0	0	0	94,688,900	**145**	**intent**	0
0	0	0	0	0	331,700	**146**		0
0	0	0	0	0	38,821,000	**147**	**intent**	0
0	0	0	0	0	92,900	**148**		0
0	0	0	0	0	12,500	**149**		0
0	0	0	0	0	98,100	**150**		0
0	0	0	0	0	20,570,500	**151**	**intent**	0
0	0	0	0	0	32,000	**152**		0
0	0	0	0	0	1,299,000	**153**	**intent**	0
0	0	0	0	0	24,208,300	**154**	**intent**	0
0	0	0	0	0	30,600	**155**		0
0	0	0	0	0	89,500	**156**		0

SUMMARY

Senate Bill 1, Appropriations Act
All Funding Sources

Item	FY 2005	General Fund	School Funds	Transporta-tion Fund	Federal Funds	Dedicated Credits
157	College of Eastern Utah - Education and General	10,345,900	0	0	0	2,001,700
158	CEU - Educationally Disadvantaged	117,400	0	0	0	0
159	CEU - Prehistoric Museum	185,400	0	0	0	1,000
160	CEU - San Juan Center	1,852,100	0	0	0	769,700
161	CEU - Price Campus - Distance Education	138,200	0	0	0	0
162	CEU - San Juan Center - Distance Education	138,100	0	0	0	0
163	Utah Valley State College - Educ. and General	41,814,700	0	0	0	49,770,300
164	UVSC - Educationally Disadvantaged	134,700	0	0	0	0
165	Salt Lake Comm. College - Education and General	50,700,300	0	0	0	33,912,900
166	SLCC - Educationally Disadvantaged	178,400	0	0	0	0
167	SLCC - Skills Center	3,984,200	0	0	0	878,300
168	State Board of Regents - Administration	3,286,400	0	0	0	90,800
169	SBR - Engineering Initiative	1,003,100	0	0	0	0
170	SBR - Federal Programs	0	0	0	301,600	0
171	SBR - Campus Compact	100,000	0	0	0	0
172	SBR - Student Aid	7,016,400	0	0	0	0
173	SBR - Western Interstate Comm. for Higher Ed.	1,020,900	0	0	0	0
174	SBR - T.H. Bell Scholarship Program	621,600	0	0	0	175,000
175	SBR - University Centers	257,600	0	0	0	0
176	SBR - Nursing Initiative	500,000	0	0	0	0
177	SBR - Higher Education Technology Initiative	2,445,600	0	0	0	0
178	SBR - Electronic College	520,300	0	0	0	0
179	SBR - Utah Academic Library Consortium	2,883,500	0	0	0	0
	Total Higher Education	**490,446,300**	**95,000,000**	**0**	**4,203,900**	**322,648,400**
180	Utah Education Network	14,544,000	0	0	4,705,600	508,000
181	UEN - USU Satellite System	1,454,000	0	0	0	0
	Total Utah Education Network	**15,998,000**	**0**	**0**	**4,705,600**	**508,000**
182	Medical Education Program	23,000	0	0	0	0
	Total Medical Education Program	**23,000**	**0**	**0**	**0**	**0**
183	Administration	3,457,600	0	0	1,539,200	0
184	Species Protection	0	0	0	0	2,450,000
185	Building Operations	1,660,700	0	0	0	0
186	Forestry, Fire, and State Lands	2,224,700	0	0	5,080,300	3,245,600
187	Oil, Gas, and Mining	1,338,900	0	0	3,954,900	219,100
188	Wildlife Resources	2,754,600	0	0	8,835,200	59,300
189	Wildlife Res. - Predator Control - SEE NOTE	59,600	0	0	0	0
190	Wildlife Resources - GF Restricted	74,800	0	0	0	0
191	Wildlife Resources - Contributed Research	0	0	0	0	338,400
192	Wildlife Res. - Coop. Environmental Studies	0	0	0	4,919,400	514,500
194	Parks and Recreation	8,690,900	0	0	970,100	417,200
196	Utah Geological Survey	2,323,300	0	0	706,600	566,700
197	Water Resources	2,473,400	0	0	0	34,000
200	Water Rights	5,958,100	0	0	0	325,000
201	Natural Resources - ISF	0	0	0	0	0
	Total Natural Resources	**31,016,600**	**0**	**0**	**26,005,700**	**8,169,800**

SUMMARY

Senate Bill 1, Appropriations Act
All Funding Sources

Mineral Lease	General Fund Restricted	Transporta-tion Fund Restricted	Restricted and Trust Funds	Other	TOTAL	Item	Legis-lative Intent	Internal Service, Loan, and Enterprise Funds
0	0	0	0	0	12,347,600	**157**	**intent**	0
0	0	0	0	0	117,400	**158**		0
0	0	0	0	0	186,400	**159**		0
0	0	0	0	0	2,621,800	**160**	**intent**	0
0	0	0	0	0	138,200	**161**		0
0	0	0	0	0	138,100	**162**		0
0	0	0	0	0	91,585,000	**163**	**intent**	0
0	0	0	0	0	134,700	**164**		0
0	0	0	0	0	84,613,200	**165**	**intent**	0
0	0	0	0	0	178,400	**166**		0
0	0	0	0	0	4,862,500	**167**	**intent**	0
0	0	0	0	0	3,377,200	**168**	**intent**	0
0	0	0	0	0	1,003,100	**169**		0
0	0	0	0	0	301,600	**170**		0
0	0	0	0	0	100,000	**171**		0
0	0	0	0	0	7,016,400	**172**		0
0	0	0	0	0	1,020,900	**173**		0
0	0	0	0	0	796,600	**174**		0
0	0	0	0	0	257,600	**175**		0
0	0	0	0	0	500,000	**176**	**intent**	0
0	0	0	0	0	2,445,600	**177**		0
0	0	0	0	0	520,300	**178**		0
0	0	0	0	0	2,883,500	**179**	**intent**	0
799,600	**8,284,500**	**0**	**0**	**62,600**	**921,445,300**			**0**
0	0	0	0	0	19,757,600	**180**	**intent**	0
0	0	0	0	0	1,454,000	**181**		0
0	**0**	**0**	**0**	**0**	**21,211,600**			**0**
0	0	0	0	0	23,000	**182**		0
0	**0**	**0**	**0**	**0**	**23,000**			**0**
0	0	0	1,672,300	0	6,669,100	**183**	**intent**	0
0	1,105,000	0	0	0	3,555,000	**184**	**intent**	0
0	0	0	0	0	1,660,700	**185**		0
0	3,019,500	0	0	0	13,570,100	**186**	**intent**	0
0	1,760,900	0	0	148,400	7,422,200	**187**	**intent**	0
0	26,527,300	0	0	300,000	38,476,400	**188**	**intent**	0
0	0	0	0	(59,600)	0	**189**		0
0	0	0	0	0	74,800	**190**		0
0	0	0	0	0	338,400	**191**	**intent**	0
0	0	0	0	0	5,433,900	**192**	**intent**	0
0	14,949,100	0	0	0	25,027,300	**194**	**intent**	0
809,400	0	0	0	102,400	4,508,400	**196**	**intent**	0
0	0	0	2,107,400	6,000	4,620,800	**197**	**intent**	0
0	0	0	0	0	6,283,100	**200**		0
0	0	0	0	0	0	**201**	**intent**	5,301,100
809,400	**47,361,800**	**0**	**3,779,700**	**497,200**	**117,640,200**			**5,301,100**

SUMMARY

Senate Bill 1, Appropriations Act
All Funding Sources

Item	FY 2005	General Fund	School Funds	Transporta-tion Fund	Federal Funds	Dedicated Credits
193*	Wildlife Resources - Capital Budget	800,000	0	0	1,311,000	0
195*	Parks and Recreation - Capital Budget	94,200	0	0	1,550,000	25,000
198*	Water Res. - Revolving Const. Fund	539,100	0	0	0	0
199*	Water Res. - Cons. and Dev. Fund	1,043,200	0	0	0	0
	Total Natural Resources Capital	**2,476,500**	**0**	**0**	**2,861,000**	**25,000**
202	Administration	8,424,900	0	0	2,183,500	1,825,000
203	Building Operations	270,000	0	0	0	0
204	Utah State Fair Corporation	543,300	0	0	0	2,838,200
205	Predatory Animal Control	623,800	0	0	0	0
206	Resource Conservation	947,500	0	0	0	0
207	Agriculture Loan Program	0	0	0	0	0
208	Agriculture - Internal Service Fund	0	0	0	0	0
	Total Agriculture and Food	**10,809,500**	**0**	**0**	**2,183,500**	**4,663,200**
209	School and Institutional Trust Lands	0	0	0	0	0
	Total School and Institutional Trust Lands	**0**	**0**	**0**	**0**	**0**
209*	School and Inst. Trust Lands - SEE NOTE	0	0	0	0	0
	Total School and Institutional Capital	**0**	**0**	**0**	**0**	**0**
210	Board of Ed. - State Office of Education	0	21,395,200	0	166,511,900	6,360,450
211	Board of Ed. - State Office of Rehabilitation	254,900	18,975,500	0	30,859,700	680,300
212	Board of Ed. - Schools for the Deaf and the Blind	0	19,166,600	0	0	633,700
213	Schools for the Deaf and the Blind - Inst. Council	0	0	0	0	363,100
214	Board of Ed. - Child Nutrition	0	144,800	0	91,992,000	15,809,000
215	Board of Ed. - Fine Arts and Sciences	0	3,299,000	0	0	0
216	Board of Ed. - Educational Contracts	0	3,854,800	0	0	0
217	Board of Ed. - Internal Service Fund	0	0	0	0	0
218	Board of Ed. - Indirect Cost Pool	0	0	0	0	0
	Total Public Education	**254,900**	**66,835,900**	**0**	**289,363,600**	**23,846,550**
219	Utah National Guard	4,498,500	0	0	20,478,200	1,939,300
	Total National Guard	**4,498,500**	**0**	**0**	**20,478,200**	**1,939,300**
220	Environmental Quality	9,547,500	0	0	16,060,600	6,894,000
221	Water Sec. Acct. - Water Pollution	0	0	0	0	0
222	Water Sec. Acct. - Drinking Water	0	0	0	0	0
	Total Environmental Quality	**9,547,500**	**0**	**0**	**16,060,600**	**6,894,000**
223	Support Services	0	0	23,708,400	528,700	0
224	Engineering Services	88,100	0	18,989,600	9,464,500	752,700
225	Maintenance Management	0	0	90,586,400	7,217,400	450,000
227	Region Management	0	0	18,474,800	3,274,600	1,117,400

**The asterisk indicates that the item has been shown out of numerical sequence for purposes of financial summary.*

SUMMARY

Senate Bill 1, Appropriations Act
All Funding Sources

Mineral Lease	General Fund Restricted	Transporta-tion Fund Restricted	Restricted and Trust Funds	Other	TOTAL	Item	Legis-lative Intent	Internal Service, Loan, and Enterprise Funds
0	1,205,000	0	0	0	3,316,000	**193***	**intent**	0
0	675,000	0	0	0	2,344,200	**195***	**intent**	0
0	0	0	0	(539,100)	0	**198***		3,800,000
0	0	0	0	(1,043,200)	0	**199***		0
0	**1,880,000**	**0**	**0**	**(1,582,300)**	**5,660,200**			**3,800,000**
0	933,200	0	0	0	13,366,600	**202**	**intent**	0
0	0	0	0	0	270,000	**203**		0
0	0	0	0	(98,500)	3,283,000	**204**	**intent**	0
0	488,200	0	0	59,600	1,171,600	**205**	**intent**	0
0	0	0	333,300	(3,700)	1,277,100	**206**	**intent**	0
0	0	0	0	0	0	**207**		316,200
0	0	0	0	0	0	**208**		281,700
0	**1,421,400**	**0**	**333,300**	**(42,600)**	**19,368,300**			**597,900**
0	0	0	7,520,900	0	7,520,900	**209**		0
0	**0**	**0**	**7,520,900**	**0**	**7,520,900**			**0**
0	0	0	4,000,000	0	4,000,000	**209***		0
0	**0**	**0**	**4,000,000**	**0**	**4,000,000**			**0**
971,850	490,000	0	90,700	0	195,820,100	**210**	**intent**	0
0	0	0	0	0	50,770,400	**211**		0
0	0	0	0	3,183,100	22,983,400	**212**	**intent**	0
0	0	0	0	(73,100)	290,000	**213**	**intent**	0
0	0	0	0	0	107,945,800	**214**		0
0	0	0	0	0	3,299,000	**215**	**intent**	0
0	0	0	0	0	3,854,800	**216**		0
0	0	0	0	0	0	**217**		960,000
0	0	0	0	0	0	**218**		3,867,100
971,850	**490,000**	**0**	**90,700**	**3,110,000**	**384,963,500**			**4,827,100**
0	0	0	0	84,200	27,000,200	**219**	**intent**	0
0	**0**	**0**	**0**	**84,200**	**27,000,200**			**0**
0	7,454,600	0	1,402,400	949,300	42,308,400	**220**	**intent**	0
0	0	0	0	0	0	**221**		19,176,500
0	0	0	0	0	0	**222**		12,487,500
0	**7,454,600**	**0**	**1,402,400**	**949,300**	**42,308,400**			**31,664,000**
0	0	0	0	0	24,237,100	**223**		0
0	0	0	0	0	29,294,900	**224**	**intent**	0
0	0	0	0	0	98,253,800	**225**	**intent**	0
0	0	0	0	0	22,866,800	**227**		0

SUMMARY

Senate Bill 1, Appropriations Act
All Funding Sources

Item	FY 2005	General Fund	School Funds	Transporta-tion Fund	Federal Funds	Dedicated Credits
228	Equipment Management	0	0	4,545,100	0	13,027,900
229	Aeronautics	0	0	0	20,000,000	306,900
	Total Transportation	**88,100**	**0**	**156,304,300**	**40,485,200**	**15,654,900**
226*	Construction Management	0	0	63,983,200	119,523,700	1,550,000
230	B and C Roads	0	0	97,369,800	0	0
231	Safe Sidewalk Construction	0	0	500,000	0	0
232	Mineral Lease	0	0	0	0	0
	Total Transportation Capital	**0**	**0**	**161,853,000**	**119,523,700**	**1,550,000**
	TOTAL APPROPRIATIONS - FY 2005	**$1,782,412,100**	**$213,430,700**	**$330,211,900**	**$2,082,482,600**	**$647,466,450**
	Transfers between Funds					
43*	DNA Specimen Account	267,500	0	0	0	0
93*	GFR - Commerce Svc Fund to General Fund	1,515,900	0	0	0	0
108*	DCED - Permanent Community Impact Fund	0	0	0	0	0
	TOTAL TRANSFERS - FY 2005	**$1,783,400**	**$0**	**$0**	**$0**	**$0**

**The asterisk indicates that the item has been shown out of numerical sequence for purposes of financial summary.*

Pages 111 - 229 of this act consist of fees.

SUMMARY

Senate Bill 1, Appropriations Act
All Funding Sources

Mineral Lease	General Fund Restricted	Transporta-tion Fund Restricted	Restricted and Trust Funds	Other	TOTAL	Item	Legis-lative Intent	Internal Service, Loan, and Enterprise Funds
0	0	0	0	0	17,573,000	**228**		0
0	0	11,221,300	0	0	31,528,200	**229**		0
0	**0**	**11,221,300**	**0**	**0**	**223,753,800**			**0**
0	0	0	1,124,600	0	186,181,500	**226***	**intent**	0
0	0	0	17,618,400	0	114,988,200	**230**		0
0	0	0	0	0	500,000	**231**	**intent**	0
17,269,000	0	0	0	0	17,269,000	**232**	**intent**	0
17,269,000	**0**	**0**	**18,743,000**	**0**	**318,938,700**			**0**
$21,548,050	**$152,611,300**	**$33,632,600**	**$202,526,600**	**$296,463,300**	**$5,762,785,600**			**$244,887,400**
0	(267,500)	0	0	0	0	**43***		0
0	(1,515,900)	0	0	0	0	**93***		674,600
17,927,500	0	0	0	0	17,927,500	**108***		(17,927,500)
$17,927,500	**($1,783,400)**	**$0**	**$0**	**$0**	**$17,927,500**			**($17,252,900)**

SUMMARY

House Bill 3, Supplemental Appropriations Act II
All Funding Sources

Item	FY 2005	General Fund	School Funds	Transporta-tion Fund	Federal Funds	Dedicated Credits
1	Senate - SB 50	$2,300	$0	$0	$0	$0
2	House of Representatives - SB 50	4,000	0	0	0	0
	Total Legislature	**6,300**	**0**	**0**	**0**	**0**
3	Governor - Elections - HJR 8	11,500	0	0	0	0
4	Governor - Elections - HJR 12	11,500	0	0	0	0
5	Governor - Elections - SJR 6	11,500	0	0	0	0
6	Governor - GOPB - HB 231	81,000	0	0	0	0
7	Attorney General - Administration	100,000	0	0	0	0
8	Attorney General - Child Protection - HB 165	58,000	0	0	0	0
9	Attorney General - Children's Justice Centers	25,000	0	0	0	0
	Total Elected Officials	**298,500**	**0**	**0**	**0**	**0**
10	Programs and Operations - INTENT ONLY	0	0	0	0	0
11	Programs and Operations - SB 16	35,700	0	0	0	0
12	Programs and Operations - SB 137	0	0	0	0	0
13	Human Svcs - Juvenile Justice Services - SEE NOTE	0	0	0	0	0
	Total Corrections	**35,700**	**0**	**0**	**0**	**0**
14	Programs and Operations - Highway Patrol Admin.	392,500	0	(133,700)	0	0
	Total Public Safety	**392,500**	**0**	**(133,700)**	**0**	**0**
16	Automated Geographic Reference Center	(300,000)	0	0	0	0
17	DFCM Admin.	0	0	0	0	0
18	Purchasing - INTENT ONLY - VETOED	0	0	0	0	0
	Total Administrative Services	**(300,000)**	**0**	**0**	**0**	**0**
19	DFCM - Capital Budget - INTENT ONLY	0	0	0	0	0
20	Property Acquisition - Oxbow Jail purchase	1,540,000	0	0	2,200,000	0
	Total Administrative Services Capital	**1,540,000**	**0**	**0**	**2,200,000**	**0**
21	Workforce Services - State Council	0	0	0	0	0
22	Labor Commission - Adjudication and Accidents	95,000	0	0	0	0
23	Commerce - General Regulation - Real Estate	0	0	0	0	0
24	Commerce - General Regulation - HB 165	0	0	0	0	0
25	Commerce - General Regulation - HB 136	0	0	0	0	0
26	Commerce - General Regulation - HB 209	0	0	0	0	0
27	Commerce - General Regulation - SB 114	0	0	0	0	5,000
28	Commerce - General Regulation - HB 70	0	0	0	0	0
29	Commerce - General Regulation - HB 178	0	0	0	0	0
30	Commerce - General Regulation - VETOED	0	0	0	0	0
31	Public Service Comm. - Public Utilities -VETOED	0	0	0	0	0
	Total Commerce and Revenue	**95,000**	**0**	**0**	**0**	**5,000**

SUMMARY

House Bill 3, Supplemental Appropriations Act II
All Funding Sources

Mineral Lease	General Fund Restricted	Transporta-tion Fund Restricted	Restricted and Trust Funds	Other	TOTAL	Item	Intent	Internal Service, Loan, and Enterprise Funds
$0	$0	$0	$0	$0	$2,300	**1**		$0
0	0	0	0	0	4,000	**2**		0
0	**0**	**0**	**0**	**0**	**6,300**			**0**
0	0	0	0	0	11,500	**3**		0
0	0	0	0	0	11,500	**4**		0
0	0	0	0	0	11,500	**5**		0
0	0	0	0	0	81,000	**6**		0
0	0	0	0	0	100,000	**7**		0
0	0	0	0	0	58,000	**8**		0
0	0	0	0	0	25,000	**9**	**intent**	0
0	**0**	**0**	**0**	**0**	**298,500**			**0**
0	0	0	0	0	0	**10**	**intent**	0
0	0	0	0	0	35,700	**11**		0
0	29,000	0	0	0	29,000	**12**		0
0	0	0	0	0	0	**13**		0
0	**29,000**	**0**	**0**	**0**	**64,700**			**0**
0	0	133,700	0	0	392,500	**14**		0
0	**0**	**133,700**	**0**	**0**	**392,500**			**0**
0	0	0	0	0	(300,000)	**16**		0
0	0	0	31,800	0	31,800	**17**		0
0	0	0	0	0	0	**18**	**VETOED**	0
0	**0**	**0**	**31,800**	**0**	**(268,200)**			**0**
0	0	0	0	0	0	**19**	**intent**	0
0	0	0	0	0	3,740,000	**20**	**intent**	0
0	**0**	**0**	**0**	**0**	**3,740,000**			**0**
0	3,000,000	0	0	0	3,000,000	**21**	**intent**	0
0	0	0	54,400	0	149,400	**22**		0
0	120,200	0	0	0	120,200	**23**	**intent**	0
0	78,800	0	0	0	78,800	**24**		0
0	338,100	0	0	0	338,100	**25**		0
0	1,900	0	0	0	1,900	**26**		
0	27,200	0	0	0	32,200	**27**		0
0	26,500	0	0	0	26,500	**28**		0
0	0	0	40,700	0	40,700	**29**		0
0	0	0	0	0	0	**30**	**VETOED**	0
0	0	0	0	0	0	**31**	**VETOED**	0
0	**3,592,700**	**0**	**95,100**	**0**	**3,787,800**			**0**

SUMMARY

House Bill 3, Supplemental Appropriations Act II
All Funding Sources

Item	FY 2005	General Fund	School Funds	Transporta-tion Fund	Federal Funds	Dedicated Credits
32	DCED - Bus. and Econ. Dev. - Sports Commission	750,000	0	0	0	0
33	DCED - Bus. and Econ. Dev. - SB 199	166,000	0	0	0	0
34	DCED - Community Development	132,000	0	0	0	0
	Total Economic Development and Human Res.	**1,048,000**	**0**	**0**	**0**	**0**
36	Community and Family Health Services	(50,000)	0	0	0	0
37	Health Care Financing - HB 86	65,000	0	0	65,000	(130,000)
38	Health Care Financing - SB 128	(200,000)	0	0	100,000	0
39	Medical Assistance - Medicaid Base Program	1,000,000	0	0	2,576,500	0
40	Medical Assistance - Medicaid Base Prog. - SB 30	0	0	0	0	141,400
41	Medical Assistance - Medicaid Base Prog. - SB 128	0	0	0	25,250,100	0
	Total Health	**815,000**	**0**	**0**	**27,991,600**	**11,400**
42	Substance Abuse and Mental Health	468,200	0	0	0	0
43	Child and Family Services - HB 54	100,000	0	0	22,000	0
44	Child and Family Services - HB 268	39,600	0	0	8,700	0
45	Aging and Adult Services - Local Gov't Grants	553,200	0	0	0	0
	Total Human Services	**1,161,000**	**0**	**0**	**30,700**	**0**
46	U of U - Education and General	(13,863,200)	13,865,500	0	0	0
47	U of U - School of Medicine	7,500	0	0	0	0
48	Utah State University - Educ. and General	(172,700)	0	0	0	0
49	USU - Uintah Basin Continuing Education Ctr.	111,600	0	0	0	0
50	USU - Southeastern Utah Continuing Education Ctr.	5,100	0	0	0	0
51	USU - Brigham City Continuing Education Center	14,600	0	0	0	0
52	USU - Tooele Continuing Education Center	43,500	0	0	0	0
53	Weber State University - Education and General	2,700	0	0	0	0
54	Snow College - Applied Technology Education	(2,400)	0	0	0	0
55	Dixie State College - Education and General	300	0	0	0	0
56	College of Eastern Utah - San Juan Center	(17,200)	0	0	0	0
57	Utah Valley State College - Education and General	2,500	0	0	0	0
58	Salt Lake Community College - Educ. and General	2,200	0	0	0	0
59	State Board of Regents - Nursing Initiative	175,000	0	0	0	0
	Total Higher Education	**(13,690,500)**	**13,865,500**	**0**	**0**	**0**
60	Wildlife Resources - Director's Office	60,000	0	0	0	0
61	Parks and Recreation - Park Operations	100,000	0	0	0	0
62	Parks and Recreation - HB 51	0	0	0	0	0
63	Water Rights - Administration	45,000	0	0	0	0
	Total Natural Resources	**205,000**	**0**	**0**	**0**	**0**
64	Administration - Regulatory Services	(296,400)	0	0	0	0
65	Administration - Animal Health - HB 92	20,000	0	0	0	0
66	Administration - Regulatory Services - HB 283	0	0	0	0	533,600
67	Utah State Fair Corporation	250,000	0	0	0	0
	Total Agriculture and Food	**(26,400)**	**0**	**0**	**0**	**533,600**

SUMMARY

House Bill 3, Supplemental Appropriations Act II
All Funding Sources

Mineral Lease	General Fund Restricted	Transporta-tion Fund Restricted	Restricted and Trust Funds	Other	TOTAL	Item	Intent	Internal Service, Loan, and Enterprise Funds
0	0	0	0	0	750,000	**32**	**intent**	0
0	0	0	0	0	166,000	**33**		0
0	200,000	0	0	0	332,000	**34**		0
0	**200,000**	**0**	**0**	**0**	**1,248,000**			**0**
0	0	0	0	0	(50,000)	**36**		0
0	0	0	0	0	0	**37**		0
0	300,000	0	0	0	200,000	**38**	**intent**	0
0	0	0	0	0	3,576,500	**39**	**intent**	0
0	0	0	0	0	141,400	**40**		0
0	9,800,000	0	0	0	35,050,100	**41**		0
0	**10,100,000**	**0**	**0**	**0**	**38,918,000**			**0**
0	0	0	0	0	468,200	**42**	**intent**	0
0	0	0	0	0	122,000	**43**		0
0	0	0	0	0	48,300	**44**		0
0	0	0	0	0	553,200	**45**		0
0	**0**	**0**	**0**	**0**	**1,191,700**			**0**
0	0	0	0	0	2,300	**46**		0
0	0	0	0	0	7,500	**47**		0
0	0	0	0	0	(172,700)	**48**		0
0	0	0	0	0	111,600	**49**		0
0	0	0	0	0	5,100	**50**		0
0	0	0	0	0	14,600	**51**		0
0	0	0	0	0	43,500	**52**		0
0	0	0	0	0	2,700	**53**		0
0	0	0	0	0	(2,400)	**54**		0
0	0	0	0	0	300	**55**		0
0	0	0	0	0	(17,200)	**56**		0
0	0	0	0	0	2,500	**57**		0
0	0	0	0	0	2,200	**58**		0
0	0	0	0	0	175,000	**59**	**intent**	0
0	**0**	**0**	**0**	**0**	**175,000**			**0**
0	0	0	0	0	60,000	**60**		0
0	0	0	0	0	100,000	**61**		0
0	16,900	0	0	0	16,900	**62**		0
0	0	0	0	0	45,000	**63**		0
0	**16,900**	**0**	**0**	**0**	**221,900**			**0**
0	0	0	0	0	(296,400)	**64**		0
0	0	0	0	0	20,000	**65**		0
0	0	0	0	0	533,600	**66**		0
0	0	0	0	0	250,000	**67**		0
0	**0**	**0**	**0**	**0**	**507,200**			**0**

SUMMARY

House Bill 3, Supplemental Appropriations Act II
All Funding Sources

Item		General Fund	School Funds	Transporta-tion Fund	Federal Funds	Dedicated Credits
	FY 2005					
68	State Office of Education - INTENT ONLY	0	0	0	0	0
69	State Office of Education - HB 115	1,400,000	0	0	0	0
70	State Office of Education - HB 152	0	0	0	(164,000)	0
71	State Office of Ed. - Charter School Brd - HB 152	0	23,100	0	164,000	0
72	Office of Rehabilitation	0	150,000	0	0	0
73	Fine Arts and Sciences	0	12,500	0	0	0
74	Minimum School Program - INTENT ONLY	0	0	0	0	0
	Total Public Education	**1,400,000**	**185,600**	**0**	**0**	**0**
75	Environmental Quality - Director's Office	24,000	0	0	0	0
	Total Environmental Quality	**24,000**	**0**	**0**	**0**	**0**
76	Construction Management	0	0	(3,628,300)	0	0
77	Centennial Highway Program	59,594,700	0	67,568,000	35,000,000	0
	Total Transportation Capital	**59,594,700**	**0**	**63,939,700**	**35,000,000**	**0**
	TOTAL FY 2005 APPROPRIATIONS	**$52,598,800**	**$14,051,100**	**$63,806,000**	**$65,222,300**	**$550,000**
	Transfers between Funds					
15*	GF from Correctional Industries Enterprise Fund	($1,540,000)	$0	$0	$0	$0
35*	GF from DCED Project Fund - SB 199	(166,000)	0	0	0	0
	TOTAL FY 2005 TRANSFERS	**($1,706,000)**	**$0**	**$0**	**$0**	**$0**
	FY 2004					
78	Legislative Research and General Counsel	$20,000	$0	$0	$0	$0
	Total Legislature	**20,000**	**0**	**0**	**0**	**0**
79	Governor - Elections	700,000	0	0	0	0
	Total Elected Officials	**700,000**	**0**	**0**	**0**	**0**
80	DFCM Administration	0	0	0	0	0
81	Finance - Administration - INTENT ONLY	0	0	0	0	0
82	Finance - Mandated Programs	150,000	0	0	0	0
	Total Administrative Services	**150,000**	**0**	**0**	**0**	**0**
84	U of U - Education and General - SEE NOTE	23,200,000	(23,200,000)	0	0	0
	Total Higher Education	**23,200,000**	**(23,200,000)**	**0**	**0**	**0**
85	State Office of Ed. - Student Achmnt. - VETOED	0	0	0	0	0
	Total Public Education	**0**	**0**	**0**	**0**	**0**
86	Engineering Services	0	0	300,000	0	0
87	Maintenance Management	0	0	4,000,000	0	0
	Total Transportation	**0**	**0**	**4,300,000**	**0**	**0**

SUMMARY

House Bill 3, Supplemental Appropriations Act II
All Funding Sources

Mineral Lease	General Fund Restricted	Transporta-tion Fund Restricted	Restricted and Trust Funds	Other	TOTAL	Item	Intent	Internal Service, Loan, and Enterprise Funds
0	0	0	0	0	0	**68**	**intent**	0
0	0	0	0	0	1,400,000	**69**		0
0	0	0	0	0	(164,000)	**70**		0
0	0	0	0	0	187,100	**71**		0
0	0	0	0	0	150,000	**72**		0
0	0	0	0	0	12,500	**73**		0
0	0	0	0	0	0	**74**	**intent**	0
0	**0**	**0**	**0**	**0**	**1,585,600**			**0**
0	0	0	0	0	24,000	**75**	**intent**	0
0	**0**	**0**	**0**	**0**	**24,000**			**0**
0	0	0	0	0	(3,628,300)	**76**		0
0	0	0	0	(119,371,200)	42,791,500	**77**		0
0	**0**	**0**	**0**	**(119,371,200)**	**39,163,200**			**0**
$0	**$13,938,600**	**$133,700**	**$126,900**	**($119,371,200)**	**$91,056,200**			**$0**
$0	$0	$0	$0	$0	($1,540,000)	**15***		$1,540,000
0	166,000	0	0	0	0	**35***		202,400
$0	**$166,000**	**$0**	**$0**	**$0**	**($1,540,000)**			**$1,742,400**
$0	$0	$0	$0	$0	$20,000	**78**		$0
0	**0**	**0**	**0**	**0**	**20,000**			**0**
0	0	0	0	0	700,000	**79**		0
0	**0**	**0**	**0**	**0**	**700,000**			**0**
0	0	0	29,400	0	29,400	**80**		0
0	0	0	0	0	0	**81**	**intent**	0
0	0	0	0	0	150,000	**82**	**intent**	0
0	**0**	**0**	**29,400**	**0**	**179,400**			**0**
0	0	0	0	0	0	**84**		0
0	**0**	**0**	**0**	**0**	**0**			**0**
0	0	0	0	0	0	**85**	**VETOED**	0
0	**0**	**0**	**0**	**0**	**0**			**0**
0	0	0	0	0	300,000	**86**		0
0	0	0	0	0	4,000,000	**87**	**intent**	0
0	**0**	**0**	**0**	**0**	**4,300,000**			**0**

SUMMARY

House Bill 3, Supplemental Appropriations Act II
All Funding Sources

Item	FY 2004	General Fund	School Funds	Transporta-tion Fund	Federal Funds	Dedicated Credits
88	Construction Management	0	0	(4,000,000)	0	0
	Total Transportation Capital	**0**	**0**	**(4,000,000)**	**0**	**0**
89	Environmental Quality - INTENT ONLY	0	0	0	0	0
	Total Environmental Quality	**0**	**0**	**0**	**0**	**0**
	TOTAL FY 2004 APPROPRIATIONS	**$24,070,000**	**($23,200,000)**	**$300,000**	**$0**	**$0**
	Transfers between Funds					
83*	Budget Reserve Account from General Fund	4,238,000	0	0	0	0
	TOTAL FY 2004 TRANSFERS	**4,238,000**	**0**	**0**	**0**	**0**
Total Appropriations - FY 2004, FY 2005		**$76,668,800**	**($9,148,900)**	**$64,106,000**	**$65,222,300**	**$550,000**
Total Transfers - FY 2004, FY 2005		**$2,532,000**	**$0**	**$0**	**$0**	**$0**

**The asterisk indicates that the item has been shown out of numerical sequence for financial summary purposes.*

This bill includes the compilation of appropriations to carry out programs as authorized by the legislation referred to in each line item.

SUMMARY

House Bill 3, Supplemental Appropriations Act II
All Funding Sources

Mineral Lease	General Fund Restricted	Transporta-tion Fund Restricted	Restricted and Trust Funds	Other	TOTAL	Item	Intent	Internal Service, Loan, and Enterprise Funds
0	0	0	0	0	(4,000,000)	**88**		0
0	**0**	**0**	**0**	**0**	**(4,000,000)**			**0**
0	0	0	0	0	0	**89**	**intent**	0
0	**0**	**0**	**0**	**0**	**0**			**0**
$0	**$0**	**$0**	**$29,400**	**$0**	**$1,199,400**			**$0**
0	0	0	(4,238,000)	0	0	**83***		0
0	**0**	**0**	**(4,238,000)**	**0**	**0**			**0**
$0	**$13,938,600**	**$133,700**	**$156,300**	**($119,371,200)**	**$92,255,600**			**$0**
$0	**$166,000**	**$0**	**($4,238,000)**	**$0**	**($1,540,000)**			**$1,742,400**

SUMMARY

House Bill 1, Supplemental Appropriations Act
All Funding Sources

Item		General Fund	School Funds	Transporta-tion Fund	Federal Funds	Dedicated Credits
	FY 2004					
1	Legislature - Senate	$67,800	$0	$0	$0	$0
2	Legislature - House of Representatives	175,500	0	0	0	0
3	Legislature - Fiscal Analyst	15,000	0	0	0	0
	Total Legislature	**258,300**	**0**	**0**	**0**	**0**
4	Governor - Governor's Office	150,000	0	0	0	0
5	Governor - Planning and Budget	(150,000)	0	0	0	0
6	Attorney General - Administration	(18,500)	0	0	0	0
7	Attorney General - Contract Attorneys	797,900	0	0	0	0
	Total Elected Officials	**779,400**	**0**	**0**	**0**	**0**
8	Adult Corrections - Prog./Operations - SEE NOTE	(1,000,000)	0	0	0	0
9	Adult Corrections - Jail Reimbursement	1,000,000	0	0	0	0
10	Adult Corrections - DP - ISF - INTENT ONLY	0	0	0	0	0
	Total Corrections	**0**	**0**	**0**	**0**	**0**
11	Human Services - Juvenile Justice Services	(251,500)	0	0	0	0
	Total Corrections	**(251,500)**	**0**	**0**	**0**	**0**
12	Judicial Council/State Crt Administrator (JC/CA)	(1,300)	0	0	0	0
13	JC/CA - Jury and Witness Fees - SEE NOTE	559,300	0	0	0	0
	Total Courts	**558,000**	**0**	**0**	**0**	**0**
14	Programs and Operations	0	0	0	0	0
	Total Public Safety	**0**	**0**	**0**	**0**	**0**
15	Automated Geographic Reference Center	0	0	0	474,000	148,000
16	Administrative Rules	55,000	0	0	0	0
17	DFCM Administration	0	0	0	0	0
18	Finance - Administration	2,823,400	0	0	0	0
19	Finance - Mandated - LeRay McAllister Fund	300,000	0	0	0	0
20	Purchasing - INTENT ONLY	0	0	0	0	0
21	ISF - Debt Collection - INTENT ONLY	0	0	0	0	0
22	ISF - Purchasing and Gen. Svcs - INTENT ONLY	0	0	0	0	0
23	ISF - IT Services - INTENT ONLY	0	0	0	0	0
24	ISF - Fleet Operations - INTENT ONLY	0	0	0	0	0
25	ISF - Risk Management - INTENT ONLY	0	0	0	0	0
26	ISF - DFCM - Facilities Mgt. - INTENT ONLY	0	0	0	0	0
	Total Administrative Services	**3,178,400**	**0**	**0**	**474,000**	**148,000**
27	Debt Service	1,530,600	0	0	0	0
	Total Debt Service	**1,530,600**	**0**	**0**	**0**	**0**
29	Tax Commission - Tax Administration	(12,000)	(11,100)	0	0	(600)
30	Workforce Services	(28,800)	0	0	(102,600)	(200)

SUMMARY

House Bill 1, Supplemental Appropriations Act
All Funding Sources

Mineral Lease	General Fund Restricted	Transporta-tion Fund Restricted	Restricted and Trust Funds	Other	TOTAL	Item	Intent	Internal Service, Loan, and Enterprise Funds
$0	$0	$0	$0	$0	$67,800	**1**		$0
0	0	0	0	0	175,500	**2**		0
0	0	0	0	0	15,000	**3**		0
0	**0**	**0**	**0**	**0**	**258,300**			**0**
0	0	0	0	0	150,000	**4**		0
0	0	0	0	0	(150,000)	**5**		0
0	0	0	0	0	(18,500)	**6**		0
0	0	0	0	0	797,900	**7**		0
0	**0**	**0**	**0**	**0**	**779,400**			**0**
0	0	0	0	1,000,000	0	**8**	**intent**	0
0	0	0	0	0	1,000,000	**9**		0
0	0	0	0	0	0	**10**	**intent**	0
0	**0**	**0**	**0**	**1,000,000**	**1,000,000**			**0**
0	0	0	0	0	(251,500)	**11**		0
0	**0**	**0**	**0**	**0**	**(251,500)**			**0**
0	0	0	0	0	(1,300)	**12**		0
0	0	0	0	(559,300)	0	**13**		0
0	**0**	**0**	**0**	**(559,300)**	**(1,300)**			**0**
0	(300)	0	0	0	(300)	**14**		0
0	**(300)**	**0**	**0**	**0**	**(300)**			**0**
0	0	0	0	0	622,000	**15**		0
0	0	0	0	0	55,000	**16**	**intent**	0
0	0	0	(29,400)	0	(29,400)	**17**		0
0	0	0	0	0	2,823,400	**18**		0
0	0	0	0	(300,000)	0	**19**	**intent**	300,000
0	0	0	0	0	0	**20**	**intent**	0
0	0	0	0	0	0	**21**	**intent**	0
0	0	0	0	0	0	**22**	**intent**	0
0	0	0	0	0	0	**23**	**intent**	0
0	0	0	0	0	0	**24**	**intent**	0
0	0	0	0	0	0	**25**	**intent**	0
0	0	0	0	0	0	**26**	**intent**	0
0	**0**	**0**	**(29,400)**	**(300,000)**	**3,471,000**			**300,000**
0	0	2,220,700	1,796,800	0	5,548,100	**27**		0
0	**0**	**2,220,700**	**1,796,800**	**0**	**5,548,100**			**0**
0	(5,900)	0	0	0	(29,600)	**29**	**intent**	0
0	0	0	0	(3,100)	(134,700)	**30**		0

SUMMARY

House Bill 1, Supplemental Appropriations Act
All Funding Sources

Item	FY 2004	General Fund	School Funds	Transporta-tion Fund	Federal Funds	Dedicated Credits
31	Commerce - General Regulation	0	0	0	0	(1,200)
32	Commerce - Real Estate - INTENT ONLY	0	0	0	0	0
33	Commerce - P and T Svcs - INTENT ONLY	0	0	0	0	0
34	Financial Institutions - Admin. - INTENT ONLY	0	0	0	0	0
35	Insurance - Administration - INTENT ONLY	0	0	0	0	0
	Total Commerce and Revenue	**(40,800)**	**(11,100)**	**0**	**(102,600)**	**(2,000)**
36	Career Service Review Board	40,000	0	0	0	0
37	DCED - Travel Council	0	0	0	0	0
38	DCED - State Library	0	0	0	0	109,200
39	DCED - Community Development	0	0	0	2,791,400	112,900
40	Industrial Assistance Fund	5,153,800	0	0	0	0
	Total Economic Dev. and Human Resources	**5,193,800**	**0**	**0**	**2,791,400**	**222,100**
41	Executive Director's Operations	(10,200)	0	0	(9,900)	(1,300)
42	Health Care Financing	359,500	0	0	855,200	0
43	Medical Assistance	(37,347,300)	0	0	32,000,000	0
	Total Health	**(36,998,000)**	**0**	**0**	**32,845,300**	**(1,300)**
44	Executive Director Operations	1,113,500	0	0	298,300	(600)
45	Drug Courts/Board	0	0	0	0	0
46	Substance Abuse and Mental Health	79,700	0	0	(8,900)	0
47	Services for People with Disabilities	(26,100)	0	0	0	0
48	Office of Recovery Services	42,800	0	0	183,900	(800)
49	Child and Family Services	(356,800)	0	0	(88,700)	0
50	Aging and Adult Services	(5,000)	0	0	(4,700)	0
	Total Human Services	**848,100**	**0**	**0**	**379,900**	**(1,400)**
51	Utah State University - Education and General	(60,700)	0	0	0	0
52	USU - Brigham City Continuing Education Center	60,700	0	0	0	0
	Total Higher Education	**0**	**0**	**0**	**0**	**0**
53	Administration	0	0	0	0	0
54	Building Operations - INTENT ONLY	0	0	0	0	0
55	Forestry, Fire, and State Lands	0	0	0	0	0
56	Oil, Gas, and Mining - INTENT ONLY	0	0	0	0	0
57	Parks and Recreation	0	0	0	0	0
58	Water Resources - INTENT ONLY	0	0	0	0	0
59	Water Rights - INTENT ONLY	0	0	0	0	0
	Total Natural Resources	**0**	**0**	**0**	**0**	**0**

SUMMARY

House Bill 1, Supplemental Appropriations Act
All Funding Sources

Mineral Lease	General Fund Restricted	Transporta-tion Fund Restricted	Restricted and Trust Funds	Other	TOTAL	Item	Intent	Internal Service, Loan, and Enterprise Funds
0	(36,200)	0	0	0	(37,400)	**31**	**intent**	0
0	0	0	0	0	0	**32**	**intent**	0
0	0	0	0	0	0	**33**	**intent**	0
0	0	0	0	0	0	**34**	**intent**	0
0	0	0	0	0	0	**35**	**intent**	0
0	**(42,100)**	**0**	**0**	**(3,100)**	**(201,700)**			**0**
0	0	0	0	0	40,000	**36**		0
0	450,000	0	0	0	450,000	**37**		0
0	0	0	0	0	109,200	**38**	**intent**	0
0	300,000	0	0	0	3,204,300	**39**		0
0	0	0	0	(5,153,800)	0	**40**		0
0	**750,000**	**0**	**0**	**(5,153,800)**	**3,803,500**			**0**
0	0	0	0	0	(21,400)	**41**		0
0	0	0	0	0	1,214,700	**42**	**intent**	0
0	5,347,300	0	0	0	0	**43**		0
0	**5,347,300**	**0**	**0**	**0**	**1,193,300**			**0**
0	0	0	0	32,600	1,443,800	**44**	**intent**	0
0	0	0	0	197,200	197,200	**45**	**intent**	0
0	0	0	0	390,200	461,000	**46**	**intent**	0
0	0	0	0	(32,700)	(58,800)	**47**	**intent**	0
0	0	0	0	0	225,900	**48**	**intent**	0
0	0	0	0	0	(445,500)	**49**	**intent**	0
0	0	0	0	0	(9,700)	**50**		0
0	**0**	**0**	**0**	**587,300**	**1,813,900**			**0**
0	0	0	0	0	(60,700)	**51**		0
0	0	0	0	0	60,700	**52**		0
0	**0**	**0**	**0**	**0**	**0**			**0**
0	0	0	430,700	0	430,700	**53**	**intent**	0
0	0	0	0	0	0	**54**	**intent**	0
0	450,000	0	0	0	450,000	**55**		0
0	0	0	0	0	0	**56**	**intent**	0
0	(25,000)	0	0	0	(25,000)	**57**	**intent**	0
0	0	0	0	0	0	**58**	**intent**	0
0	0	0	0	0	0	**59**	**intent**	0
0	**425,000**	**0**	**430,700**	**0**	**855,700**			**0**

SUMMARY

House Bill 1, Supplemental Appropriations Act
All Funding Sources

Item		General Fund	School Funds	Transporta-tion Fund	Federal Funds	Dedicated Credits
	FY 2004					
60	Administration	694,000	0	0	0	10,100
61	Building Operations	6,000	0	0	0	0
62	Utah State Fair Corporation	300,000	0	0	0	0
63	Resource Conservation - INTENT ONLY	0	0	0	0	0
	Total Agriculture and Food	**1,000,000**	**0**	**0**	**0**	**10,100**
64	Administration - Development	0	0	0	0	0
	Total Trust Lands Admin. Capital	**0**	**0**	**0**	**0**	**0**
65	State Board of Ed. - State Office of Ed. - VETOED	0	0	0	0	0
66	Schools for the Deaf and the Blind - SEE NOTE	0	(350,000)	0	0	0
67	ISF - USOE Indirect Cost Pool	0	0	0	0	0
	Total Public Education	**0**	**(350,000)**	**0**	**0**	**0**
69	National Guard	297,900	0	0	0	0
	Total National Guard	**297,900**	**0**	**0**	**0**	**0**
70	Environmental Quality	500,000	0	0	0	0
	Total Environmental Quality	**500,000**	**0**	**0**	**0**	**0**
71	Support Services	0	0	(5,700)	0	0
72	Engineering Services - INTENT ONLY	0	0	0	0	0
73	Maintenance Management - INTENT ONLY	0	0	0	0	0
74	Region Management - INTENT ONLY	0	0	0	0	0
75	Equipment Management - INTENT ONLY	0	0	0	0	0
	Total Transportation	**0**	**0**	**(5,700)**	**0**	**0**
	Total Supplemental Approp. - FY 2004	**($23,145,800)**	**($361,100)**	**($5,700)**	**$36,388,000**	**$375,500**
	Transfers between Funds					
28*	Risk Management ISF to General Fund	($3,355,000)	$0	$0	$0	$0
68*	Uniform School Fund	0	(15,687,000)	0	0	0
	Total Transfers - FY 2004	**($3,355,000)**	**($15,687,000)**	**$0**	**$0**	**$0**
	Approp. and Transfers - FY 2004	**($19,790,800)**	**$15,325,900**	**($5,700)**	**$36,388,000**	**$375,500**

**The asterisk indicates that the item has been shown out of numerical sequence for purposes of financial summary.*

SUMMARY

House Bill 1, Supplemental Appropriations Act
All Funding Sources

Mineral Lease	General Fund Restricted	Transporta-tion Fund Restricted	Restricted and Trust Funds	Other	TOTAL	Item	Intent	Internal Service, Loan, and Enterprise Funds
0	0	0	0	0	704,100	**60**	**intent**	0
0	0	0	0	0	6,000	**61**		0
0	0	0	0	0	300,000	**62**		0
0	0	0	0	0	0	**63**	**intent**	0
0	**0**	**0**	**0**	**0**	**1,010,100**			**0**
0	0	0	1,000,000	0	1,000,000	**64**		0
0	**0**	**0**	**1,000,000**	**0**	**1,000,000**			**0**
0	0	0	0	0	0	**65**	**VETOED**	0
0	0	0	0	350,000	0	**66**		0
0	0	0	0	0	0	**67**		(500)
0	**0**	**0**	**0**	**350,000**	**0**			**(500)**
0	0	0	0	0	297,900	**69**	**intent**	0
0	**0**	**0**	**0**	**0**	**297,900**			**0**
0	0	0	0	0	500,000	**70**		0
0	**0**	**0**	**0**	**0**	**500,000**			**0**
0	0	0	0	0	(5,700)	**71**	**intent**	0
0	0	0	0	0	0	**72**	**intent**	0
0	0	0	0	0	0	**73**	**intent**	0
0	0	0	0	0	0	**74**	**intent**	0
0	0	0	0	0	0	**75**	**intent**	0
0	**0**	**0**	**0**	**0**	**(5,700)**	**0**		**0**
$0	**$6,479,900**	**$2,220,700**	**$3,198,100**	**($4,078,900)**	**$21,070,700**			**$299,500**
$0	$0	$0	$0	$0	($3,355,000)	**28***		$3,355,000
0	0	0	1,700,000	13,987,000	0	**68***		0
$0	**$0**	**$0**	**$1,700,000**	**$13,987,000**	**($3,355,000)**			**$3,355,000**
$0	**$6,479,900**	**$2,220,700**	**$1,498,100**	**($18,065,900)**	**$24,425,700**			**($3,055,500)**

SUMMARY

Senate Bill 3, Minimum School Program Act Amendments
All Funding Sources

	Minimum School Program Act Amendments, SB 3 FY 2004	Minimum School Program Act Amendments, SB 3 FY 2005	
		FY 2005 WPUs @	$2,182
Plan of Financing			
Local Revenue			
1. Basic Levy[a]			$217,590,703
2. Voted Leeway			146,631,201
3. Board Leeway			40,677,673
Total Local Contribution			**$404,899,577**
State Revenue			
Mimimum School Program Act			
1. Uniform School Fund (USF)			$1,665,619,511
2. Permanent Trust Fund Interest to Local Schools			8,820,000
3. Uniform School Fund One-time	891,000		24,300,400
4. Uniform School Fund - School Building Aid			27,288,900
Subtotal - Minimum School Program Act	***891,000***		***1,726,028,811***
Total State Revenue	**$891,000**		**$1,726,028,811**
Total Revenue	**$891,000**		**$2,130,928,388**
Programs			
A. Regular Basic School Programs			
1. Kindergarten		22,481	$49,053,542
2. Grades 1-12		438,303	956,377,146
3. Necessarily Existent Small Schools		7,667	16,729,394
4. Professional Staff		42,814	93,420,148
5. Administrative Costs		1,662	3,626,484
Total Regular Basic School Programs		**512,927**	**$1,119,206,714**
B. Restricted Basic School Programs			
1. Special Education - Regular Program			
a. Special Education Add-On WPUs		53,891	$117,590,162
b. Self-Contained Regular WPUs		12,579	27,447,378
2. Special Education Pre-School		6,664	14,540,848
3. Extended Year Program for Severely Disabled		351	765,882
4. Special Education - State Programs		1,378	3,006,796
5. Applied Technology Education			
a. Applied Technology Education - District		23,698	51,709,036
b. Applied Technology - District Set Aside		1,010	2,203,820
6. Class Size Reduction		30,203	65,902,946
Total Restricted Basic School Programs		**129,774**	**$283,166,868**
Total Basic School Program		**642,701**	**$1,402,373,582**

Continued on next page

SUMMARY

Senate Bill 3, Minimum School Program Act Amendments
All Funding Sources

Continued from previous page

C. Related to Basic Program		
1. Social Security and Retirement		$261,482,231
2. Pupil Transportation to and from School		57,061,128
3. Transportation Levy Guarantee		500,000
4. Local Discretionary Block Grant		21,824,448
5. Interventions for Student Success Block Grant Program		14,908,708
6. Quality Teaching Block Grant Program		57,426,623
7. Math/Science Recruitment and Retention		0
Total Related to Basic Program		**$413,203,138**
D. Categorical Programs		
1. Highly Impacted Schools		$5,123,207
2. At-Risk Programs		24,778,484
3. Adult Education		5,826,865
4. Accelerated Learning Programs		8,695,104
Total Categorical Programs		**$44,423,660**
E. Special Purpose Programs		
1. Electronic High School		$700,000
2. Experimental and Developmental Program		0
3. Permanent Trust Fund Interest to Local Schools		8,820,000
4. Charter Schools		5,002,450
5. University of Utah Reading Clinic		375,000
Total Special Purpose Programs		**$14,897,450**
F. Board and Voted Leeway Programs		
1. Voted Leeway Program		$159,084,242
2. Board Leeway Program		45,357,016
Total Board and Voted Leeway Programs		**$204,441,258**
G. One-time Appropriations		
1. Classroom Supplies		$5,500,000
2. Adult Education		1,600,000
3. One-time employee bonus		17,200,400
4. Charter School Replacement Funding	716,000	0
5. Electronic High School	175,000	0
Total One-time Appropriations	**891,000**	**24,300,400**
H. School Building Aid Program		
1. Capital Outlay Equalization Program		$24,358,000
2. Enrollment Growth Program		2,930,900
Total School Building Aid Program		**$27,288,900**
Total Minimum School Program Act	**$891,000**	**$2,130,928,388**

Note:

(a) The Basic Tax Rate is 0.001743 for FY 2004 and 0.001754 for FY 2005.

Table 41
BILLS CARRYING APPROPRIATIONS
2004 General Session
All Sources of Funding

Bill	Title	General and School Funds*	Other	Total
	FY 2004			
HB 001	Supplemental Appropriations Act	($23,506,900)	$44,577,600	$21,070,700
HB 003	Supplemental Appropriations Act II	870,000	329,400	1,199,400
HB 028	Transportation Planning Task Force Reauthorization	17,000	0	17,000
HB 168	Individual Income Tax and Corporate Franchise and Income Tax Task Force	14,500	0	14,500
HB 247	Task Force Studying Water Issues	197,000	0	197,000
SB 003	Minimum School Program Act	891,000	0	891,000
SB 003	Minimum School Program Act	(1,450,000) *(a)*	0	(1,450,000)
SB 154	School Building Legislative Task Force	44,500	0	44,500
SB 240	Motion Picture Task Force	7,000	0	7,000
	TOTAL	**($22,915,900)**	**$44,907,000**	**$21,991,100**
	FY 2005			
HB 003	Supplemental Appropriations Act II	$66,649,900	$24,406,300	$91,056,200
HB 036	Management, Enchancement, and Funding of 911 System	0	4,150,000	4,150,000
HB 115	Carson Smith Special Needs Scholarships (Vetoed)	0	0	0
HB 160	Mortgage Act Amendments	0	61,250	61,250
HB 268	Child Welfare Process	(239,000)	0	(239,000)
HB 268	Child Welfare Process	239,000	0	239,000
SB 001	Appropriations Act	1,995,842,800	3,766,942,800	5,762,785,600
SB 003	Minimum School Program Act	1,726,028,811	404,899,577	2,130,928,388
SB 051	Education Technology Support for Testing Initiative	5,000,000	0	5,000,000
SB 135	Center for Multicultural Health	100,000	0	100,000
SB 196	Court Fee Adjustments		2,700,000	2,700,000
SB 199	Outsourcing State Jobs	40,000	0	40,000
SB 230	Reading Achievement Program	15,000,000	0	15,000,000
	TOTAL	**$3,808,661,511**	**$4,203,159,927**	**$8,011,821,438**

** Includes Uniform School Fund and income tax revenue for higher education*

(a) Section 53A-17a-131.17, UCA, provides that the appropriation for the School LAND Trust Program funding be based on available revenue, resulting in a reduction of $1,450,000 from the original FY 2004 appropriation.

Table 41 shows bills carrying appropriations that were passed during the 2004 General Session. Bills or portions of appropriations bills in this table appropriate funding for agency operating and capital budgets but do not impact state tax revenue. For bills that will either increase or decrease state tax revenue, see Table 44.

Table 42
SUMMARY OF APPROPRIATIONS TO DEPARTMENTS BY LEGISLATIVE BILL - 2004 General Session

General Fund and School Funds*
FY 2005

	Senate Bill 1	House Bill 3	Senate Bill 3	Other Bills	Total FY 2005
Sources of Funding					
General Fund	$1,782,412	$52,599	$0	$140	$1,835,151
School Funds	213,431	14,051	1,726,029	20,000	1,973,511
TOTAL FUNDING	**$1,995,843**	**$66,650**	**$1,726,029**	**$20,140**	**$3,808,662**
Appropriations					
Administrative Services	$14,129	($300)	$0	$239 *(a)*	$14,068
Commerce and Revenue	124,978	95	0	0	125,073
Corrections	256,638	36	0	0	256,674
Courts	92,644	0	0	0	92,644
Economic Dev. and Human Res.	36,319	1,048	0	40 *(b)*	37,407
Elected Officials	28,948	299	0	0	29,247
Environmental Quality	9,548	24	0	0	9,572
Health	286,182	815	0	100 *(c)*	287,097
Higher Education	641,439	175	0	0	641,614
Human Services	205,759	1,161	0	(239) *(a)*	206,681
Legislature	14,413	6	0	0	14,419
National Guard	4,499	0	0	0	4,499
Natural Resources	41,826	179	0	0	42,005
Public Education	67,091	1,586	1,698,740	20,000 *(d)*	1,787,416
Public Safety	46,004	393	0	0	46,396
Transportation	88	0	0	0	88
Subtotal Operations	*$1,870,504*	*$5,515*	*$1,698,740*	*$20,140*	*$3,594,899*
Capital Budget	$46,453	$61,135	$27,289	$0	$134,877
Debt Service	78,886	0	0	0	78,886
TOTAL APPROPRIATIONS	**$1,995,843**	**$66,650**	**$1,726,029**	**$20,140**	**$3,808,662**

**Includes Uniform School Fund and income tax revenue for higher education*

(a) House Bill 268, Child Welfare Process, $239,000
(b) Senate Bill 199, Outsourcing State Jobs, $40,000
(c) Senate Bill 135, Center for Multicultual Health, $100,000
(d) Senate Bill 51, Education Technology Support for Testing Initiative, $5,000,000
Senate Bill 230, Reading Achievement Program, $15,000,000

Table 42 shows the appropriations by bill to state agencies from major state tax revenue (sales and income taxes).

Table 43
SUMMARY OF APPROPRIATIONS TO DEPARTMENTS BY LEGISLATIVE BILL - 2004 General Session

All Sources of Funding
FY 2005

	Senate Bill 1	House Bill 3	Senate Bill 3	Other Bills		Adjustments[a]	Total FY 2005
Sources of Funding							
General Fund	$1,782,412	$52,599	$0	$140		$0	$1,835,151
School Funds*	213,431	14,051	1,726,029	20,000		0	1,973,511
Transportation Fund	330,212	63,806	0	0		0	394,018
Federal Funds	2,082,483	65,222	0	0		0	2,147,705
Dedicated Credits	647,466	550	0	0		0	648,016
Mineral Lease	21,548	0	0	0		23,814	45,362
Restricted and Trust Funds	388,771	14,199	0	6,911		0	409,881
Local Property Tax	0	0	404,900	0		0	404,900
Other Funds	296,463	(119,371)	0	0		0	177,092
TOTAL FUNDING	**$5,762,786**	**$91,056**	**$2,130,928**	**$27,051**		**$23,814**	**$8,035,635**
Appropriations							
Administrative Services	$23,526	($268)	$0	$489	*(b)*	$0	$23,747
Commerce and Revenue	457,936	3,788	0	61	*(c)*	0	461,785
Corrections	283,421	65	0	0		0	283,485
Courts	105,691	0	0	2,700	*(d)*	0	108,391
Economic Dev. and Human Res.	88,196	1,248	0	40	*(e)*	0	89,484
Elected Officials	67,076	299	0	0		0	67,375
Environmental Quality	42,308	24	0	0		0	42,332
Health	1,669,907	38,918	0	100	*(f)*	0	1,708,925
Higher Education	987,535	175	0	0		0	987,710
Human Services	483,820	1,192	0	(239)	*(g)*	0	484,773
Legislature	15,035	6	0	0		0	15,041
National Guard	27,000	729	0	0		0	27,729
Natural Resources	144,529	1,586	0	0		0	146,115
Public Education	384,964	393	2,103,640	20,000	*(h)*	0	2,508,996
Public Safety	111,432	0	0	3,900	*(i)*	0	115,332
Transportation	223,754	0	0	0		0	223,754
Subtotal Operations	*5,116,132*	*48,153*	*2,103,640*	*27,051*		*0*	*7,294,976*
Capital Budget	377,325	42,903	27,289	0		0	447,517
Debt Service	269,329	0	0	0		0	269,329
Mineral Lease Transfers	0	0	0	0		23,814	23,814
TOTAL APPROPRIATIONS	**$5,762,786**	**$91,056**	**$2,130,928**	**$27,051**		**$23,814**	**$8,035,635**

**Includes Uniform School Fund and income tax revenue for higher education*

(a) Statutory mineral lease fund allocations that are not appropriated and adjustments to beginning balances
(b) House Bill 268, Child Welfare Process, $239,000; and House Bill 36, Management, Enhancement, and Funding of 911 System, $250,000
(c) House Bill 160, Mortgage Act Amendments, $61,250
(d) Senate Bill 196, Court Fee Amendments, $2,700,000
(e) Senate Bill 199, Outsourcing State Jobs, $40,000
(f) Senate Bill 135, Center for Multicultural Health, $100,000
(g) House Bill 268, Child Welfare Process, ($239,000)
(h) Senate Bill 51, Education Technology Support for Testing Initiative, $5,000,000
Senate Bill 230, Reading Achievement Program, $15,000,000
(i) House Bill 36, Management, Enhancement, and Funding of 911 System, $3,900,000

Table 43 shows the appropriations by bill to state agencies from all sources of funding.

Table 44
BILLS IMPACTING STATE TAX REVENUE
2004 General Session

General Fund, School Funds*, and Transportation Fund

Bill	Title/Description	General Fund	School Funds*	Trans-portation Fund	Total
	One-time Fiscal Impact Beginning in FY 2004				
HB 1	Supplemental Appropriations Act - Risk Management ISF	$3,355,000	$0	$0	$3,355,000
HB 1	Supplemental Appropriations Act - Charter School Bldg. Subaccount	0	1,700,000	0	1,700,000
HB 1	Supplemental Appropriations Act - MSP Nonlapsing Balances	0	13,987,000	0	13,987,000
	Total One-time FY 2004 Impact	**$3,355,000**	**$15,687,000**	**$0**	**$19,042,000**
	Ongoing Fiscal Impact Beginning in FY 2004				
HB 13	Hazardous Waste and Nonhazard. Solid Waste Fee and Tax Amend.	$0	($356,500)	$0	($356,500)
	Total Ongoing FY 2004 Impact	**$0**	**($356,500)**	**$0**	**($356,500)**
	Ongoing Fiscal Impact Beginning in FY 2005				
HB 13	Hazardous Waste and Nonhazard. Solid Waste Fee and Tax Amend.	$0	($712,900)	$0	($712,900)
HB 240	Revenue and Taxation-Offenses and Penalties[(a)]	2,000	8,000	0	10,000
HB 312	Nonparticipating Tobacco Manufacturer's Fee	680,000	0	0	680,000
SB 1	Appropriations Act - Commerce Service Fund	(1,515,900)	0	0	(1,515,900)
SB 72	Disposition of Fines for Registration Violations[(a)]	(16,800)	0	0	(16,800)
SB 94	Mine Certification Requirements[(a)]	(6,200)	0	0	(6,200)
SB 190	Sales and Use Tax Exemption Relating to Film, Television, and Video	(250,000)	0	0	(250,000)
SB 195	Taxation of Multi-Channel Video or Audio Service	4,421,100	0	0	4,421,100
	Total Ongoing FY 2005 Impact	**$3,314,200**	**($704,900)**	**$0**	**$2,609,300**
	One-time Fiscal Impact Beginning in FY 2005				
HB 3	Supplemental Appropriations Act II - Corr. Industries. Ent. Fund[(a)]	$1,540,000	$0	$0	$1,540,000
HB 3	Supplemental Appropriations Act II - DCED Project Fund Rest.[(a)]	166,000	0	0	166,000
	Total One-time FY 2005 Impact	**$1,706,000**	**$0**	**$0**	**$1,706,000**

** Includes Uniform School Fund and income tax revenue for higher education.*

(a) These amounts are not included in the "Legislation FY 2005" column in Table 4, Revenue Estimates - Three Year Comparison because they are not considered to increase the revenue estimate. Instead they are incorporated in summary tables 2 and 3 as either "transfer - other" or "other."

Table 44 shows bills that were passed during the 2004 General Session that will either increase or decrease the revenue going into the General Fund, school funds, and Transportation Fund. Bills or portions of appropriations bills shown in this table affect revenue from which appropriations are made but do not directly impact appropriations to agency budgets. For bills that directly impact appropriations to agency budgets, see Table 41.

Terrah DeGiulio, Analyst

GOVERNOR'S VETOES

Governor Walker vetoed five bills and five line items from the 2004 General Session. She also refused to concur with one resolution. The governor signed all other bills into law.

2004 General Session

Line-Item Vetoes

House Bill 1, *Supplemental Appropriations Act* (Bigelow)

The governor vetoed line item 65 in House Bill 1. Item 65 included intent language that recommended the Utah State Office of Education (USOE) contract with a review body regarding competency-based education that satisfied the Interim Education Committee's Request for Proposal (RFP) process. Governor Walker expressed concern about the legislature issuing an RFP and selecting a vendor in behalf of a state agency. She argued that the intent language in line item 65 would jeopardize the system of separation of powers and checks and balances. An appropriation to the Jean Massieu Charter School was part of this line item. The governor expressed hope that USOE could find nonlapsing funds to assist this school in meeting its needs. The governor felt strongly that the separation of powers issue outweighed the appropriation of this money to the school.

House Bill 3, *Supplemental Appropriations Act II* (Bigelow)

The governor vetoed four line items in House Bill 3, items 18, 30, 31, and 85.

Item 18 contained private sector contracting procedures for purchasing by the Department of Administrative Services, including a requirement for the Division of Purchasing to present a detailed report to the Executive Appropriations Committee. The governor vetoed this item based upon the language being broad and unclear. The governor argued that the Division of Purchasing did not have sufficient staff nor resources to coordinate such a report without additional funding. Governor Walker suggested that the Privatization Board should appropriately review and make recommendations on services provided by the state that could be contracted with the private sector.

Item 30 consisted of $150,000 to be appropriated from the Commerce Service Fund Restricted Account to the Committee of Consumer Services. The legislature intended the funds to be used to assess the impact of the decisions made by the Public Service Commission on Utah's business climate. Item 31 appropriated $20,000 from the same restricted account for the purpose of paying for the annual telecommunications report. The governor vetoed these items as a technical change, stating that the legislature had deleted offsets to the items with a floor amendment.

Item 85 appropriated $1,000,000 from the Uniform School Fund to Student Achievement program. The legislature intended this money to be used to contract with a private entity to implement the program in school districts. Governor Walker vetoed this item suggesting it allowed the legislature to select a vendor in behalf of a state agency, thereby dissolving the system of checks and balances. She stated that the success of our democracy depends on continuous, unbending allegiance to separation of powers.

While the governor did not veto Item 82 concerning a legislative tuition tax credit study, she expressed her displeasure that the money was appropriated to an executive branch department. If the legislature chooses to conduct a study, she argued, it should appropriate the funds to the Office of the Legislative Fiscal Analyst or the Office of Legislative Research and General Counsel.

Veto

Senate Bill 115, *Special Election Dates* (Bramble)

This bill intended to increase voter turn-out for special elections, especially focusing on general obligation bond elections. However, the provisions of the bill extended to any special election. The governor argued that limiting special elections to one date in June and one date in November severely limits the financial flexibility of local governments, possibly rendering them unable to deal with issues that do not fall in these particular times of year. She noted that the state generally defers to locally elected governments as to matters particularly pertinent to the local community, and that the state needs to carefully consider the mandates it places on local governments. The governor vetoed this bill and expressed her belief that it would have interjected the state's will on local governments and limited their ability to meet their own needs in a prudent manner.

Senate Bill 239, *Unfair Business Practices Act* (Dmitrich)

Senate Bill 239 introduced new terms that the governor felt were not well-defined and could be used to initiate frivolous litigation. These new terms have not been adjudicated as yet by the courts and the governor felt they might be used in ways opposite to the intent of the sponsor of the bill. Governor Walker stated that she vetoed this bill to prevent the addition of uncertainty and complexity to Utah's legal climate, feeling it could become a disincentive to internal business growth and the relocation of business to the state.

House Bill 115, *Carson Smith Special Needs Scholarship* (Philpot)

This bill allowed for a three year scholarship to be given to special needs students. Governor Walker expressed sympathy for the families of special needs children, but felt that the bill raised constitutional, funding, and federal law compliance issues significant enough to prevent it from becoming law in its current form.

Two constitutional questions were raised. First, the use of Uniform School Fund money for Utah State Board of Education (USBE) administration of the program appeared to be a violation of the Utah Constitution, Article X, Section 5(4). Second, the bill placed USBE as the oversight body for a program of private schools and private school students without designating the schools or programs as part of the public education system. The governor believed this raised serious questions concerning the constitutional role and authority of USBE.

Parents who place their child in a private school normally give up the rights and safeguards afforded them by the federal Individuals With Disabilities Education Act (IDEA). However, due to the extensive involvement of USBE in the program created by the bill, the governor considered it unclear to what extent IDEA rights and

safeguards would apply to those students who receive a scholarship and attend a private school.

Lastly, the bill created a three year entitlement for a student when a scholarship is awarded. However, the bill provided only one-time funding for FY 2005. Such provisions imply ongoing funding requirements for a future legislature. The governor wanted to ensure that special needs children receive the education assistance they need, so she left the $1.4 million funding intact for the legislature to reauthorize. The governor asked the State School Board to recommend a system to contract with special needs providers. The governor felt this could accomplish the educational objectives of the bill for special needs children.

House Bill 140, *Child and Family Services* (Christensen)

This bill addressed issues relative to the child welfare system. The governor chose to veto this bill based on several technical flaws that she felt should be corrected before becoming law. For example, the governor argued that new provisions allowing a "mature minor" to make medical decisions risk opening the door for minors, contrary to their parents' wishes, to seek judicial approval for health care decisions such as access to abortion, contraceptives, or other treatments. She felt that such a major policy change deserved full and thorough discussion in an open public hearing before being added to the laws of our state.

The governor was also concerned that the bill included conflicting language as to the timing and manner for a judge to appoint guardians ad litem, potentially delaying important court processes. The Judicial Council had stressed to the governor that the bill purports to define the ethical responsibilities of an attorney, a function they said constitutionally belongs to the Supreme Court. Serious questions had also been raised to the governor as to provisions in the bill allowing one party to influence the legal representation of another party. In addition, the governor suggested that the bill may create new costs for the Juvenile Court, with no new funding provided to pay for them. For these reasons, Governor Walker stated it was necessary to veto this bill.

House Bill 158, *Water Shares in a Municipal Water Company* (Hughes)

This bill applied only to mutual water companies operated in counties of the first class, allowing mutual water companies in Salt Lake County to be exempt from the Public Service Commission regulation while regulating all other mutual water companies in the state. The governor felt that the cost of this regulation both to the state and to the water companies was excessive for the benefit derived.

The governor argued that the Public Service Commission did not have sufficient resources to regulate all the mutual water companies outside of Salt Lake County. The governor felt that the bill needed further clarification regarding inequities and uncertainties created by the bill.

Did Not Concur

House Concurrent Resolution 6, *Resolution Opposing Internet Taxes* (Bennion)

This resolution calls for a permanent moratorium on internet access fees. This permanent moratorium is contrary to the governor's position on this issue and contrary to the position of the National Governor's Association. The resolution advocates that congress pass legislation to permanently preempt the state's ability to tax and to choose their own economic policies. The federal bill referenced in this resolution would change the definition of telecommunications. The governor argued that if this federal bill was enacted, it would damage the existing revenues of state and local governments.

Governor Walker stated that she would support a bill imposing a temporary moratorium on internet access fees if the bill provides for a solution to the long-standing issue of collection of use tax by remote sellers.

State of Utah

Historical Data

- This section compares FY 2004 original and final appropriations to FY 2005, shows appropriations by funding source and agency for fiscal years 1999 through 2005, and lists appropriations by bill for FY 2005.

- Minor differences in history tables are due to rounding to the nearest thousand.

Table 45
APPROPRIATIONS BY DEPARTMENT
FY 2004 COMPARED TO FY 2005
General Fund and School Funds *

Departments	Original FY 2004	Supplemental FY 2004	Final FY 2004	Total FY 2005	Difference FY 2005 to Original FY 2004	Percent Change	Difference FY 2005 to Final FY 2004	Percent Change
Administrative Services	$13,928,700	$3,328,400	$17,257,100	$14,067,800	$139,100	1.0%	($3,189,300)	(18.5%)
Commerce and Revenue	108,310,800	(51,900)	108,258,900	125,073,200	16,762,400	15.5	16,814,300	15.5
Corrections (Adult and Juvenile)	246,032,100	(251,500)	245,780,600	256,673,900	10,641,800	4.3	10,893,300	4.4
Courts	89,059,600	558,000	89,617,600	92,644,400	3,584,800	4.0	3,026,800	3.4
Economic Dev. and Human Res.	35,006,400	5,193,800	40,200,200	37,407,200	2,400,800	6.9	(2,793,000)	(6.9)
Elected Officials	28,286,600	1,479,400	29,766,000	29,246,500	959,900	3.4	(519,500)	(1.7)
Environmental Quality	9,238,800	500,000	9,738,800	9,571,500	332,700	3.6	(167,300)	(1.7)
Health	263,764,700	(36,998,000)	226,766,700	287,096,500	23,331,800	8.8	60,329,800	26.6
Higher Education	618,121,000	0	618,121,000	641,614,200	23,493,200	3.8	23,493,200	3.8
Human Services	199,642,500	848,100	200,490,600	206,680,500	7,038,000	3.5	6,189,900	3.1
Legislature	14,022,000	558,300	14,580,300	14,419,200	397,200	2.8	(161,100)	(1.1)
National Guard	3,981,200	297,900	4,279,100	4,498,500	517,300	13.0	219,400	5.1
Natural Resources	40,597,800	1,000,000	41,597,800	42,004,700	1,406,900	3.5	406,900	1.0
Public Education	1,678,001,900	(909,000)	1,677,092,900	1,787,416,300	109,414,400	6.5	110,323,400	6.6
Public Safety	43,567,900	0	43,567,900	46,396,100	2,828,200	6.5	2,828,200	6.5
Transportation	150,100	0	150,100	88,100	(62,000)	(41.3)	(62,000)	(41.3)
Subtotal Operations	*3,391,712,100*	*(24,446,500)*	*3,367,265,600*	*3,594,898,600*	*203,186,500*	*6.0*	*227,633,000*	*6.8*
Capital Budget								
Administrative Services	40,384,700	0	40,384,700	45,516,900	5,132,200	12.7	5,132,200	12.7
Natural Resources	2,476,500	0	2,476,500	2,476,500	0	0.0	0	0.0
Public Education	27,788,900	0	27,788,900	27,288,900	(500,000)	(1.8)	(500,000)	(1.8)
Transportation	59,594,700	0	59,594,700	59,594,700	0	0.0	0	0.0
Subtotal Capital	*130,244,800*	*0*	*130,244,800*	*134,877,000*	*4,632,200*	*3.6*	*4,632,200*	*3.6*
Debt Service	73,998,000	1,530,600	75,528,600	78,885,900	4,887,900	6.6	3,357,300	4.4
TOTAL APPROPRIATIONS	**$3,595,954,900**	**($22,915,900)**	**$3,573,039,000**	**$3,808,661,500**	**$212,706,600**	**5.9%**	**$235,622,500**	**6.6%**

* *Includes Uniform School Fund and income tax revenue for higher education.*

Table 45 shows the original FY 2004 appropriations made during the 2003 General Session plus the supplemental FY 2004 appropriations made during the 2004 General Session by department.

Table 46

APPROPRIATIONS BY DEPARTMENT

Seven-Year Comparison

General Fund and School Funds*

(in Thousands of Dollars)

	Actual FY 1999	Actual FY 2000	Actual FY 2001	Actual FY 2002	Actual FY 2003	Authorized FY 2004	Appropriated FY 2005
Sources of Funding							
General Fund	$1,536,480	$1,587,115	$1,714,586	$1,810,064	$1,825,153	$1,745,687	$1,835,151
School Funds*	1,711,754	1,776,433	1,996,780	1,922,575	1,710,356	1,827,352	1,973,511
TOTAL FUNDING	**$3,248,234**	**$3,363,548**	**$3,711,366**	**$3,732,639**	**$3,535,509**	**$3,573,039**	**$3,808,662**
Appropriations							
Administrative Services	$30,142	$23,295	$25,976	$22,647	$13,498	$17,257	$14,068
Commerce and Revenue							
Commerce and Financial Institutions[(a)]	0	35	0	5	0	0	0
Insurance	3,393	3,756	4,078	4,246	4,051	4,191	4,403
Labor Commission	4,457	4,731	5,053	5,046	4,348	4,438	4,688
Public Service Commission[(b)]	1,356	1,394	1,492	1,463	1,427	1,520	0
Tax Commission	40,095	39,720	40,507	40,958	35,177	35,862	38,402
Workforce Services	49,727	52,900	55,213	52,452	52,137	55,332	61,376
Comprehensive Health Insurance Pool	4,135	3,135	3,135	3,010	2,916	6,916	16,204
Corrections (Adult and Juvenile)	210,792	225,669	246,606	245,246	242,426	245,781	256,674
Courts	82,736	85,760	90,483	91,329	87,819	89,618	92,644
Economic Development and Human Resources							
Community and Economic Development	34,118	31,485	45,916	40,420	42,136	37,109	34,279
Utah State Fair Corporation[(c)]	270	470	590	554	0	0	0
Career Service Review Board	160	161	165	169	160	203	167
Human Resource Management	2,848	2,957	3,038	3,132	2,797	2,888	2,962
Elected Officials	26,712	28,789	37,686	31,676	27,679	29,766	29,247
Environmental Quality	9,084	10,728	10,054	10,888	9,539	9,739	9,572
Health	174,081	183,648	194,728	218,847	233,460	226,767	287,097
Higher Education	534,891	557,306	595,601	646,224	616,919	618,121	641,614
Human Services	180,571	193,431	202,793	207,325	200,510	200,491	206,681
Legislature	12,427	12,620	13,802	13,889	13,563	14,580	14,419
National Guard	3,299	3,475	3,932	4,338	4,086	4,279	4,499

	Actual FY 1999	Actual FY 2000	Actual FY 2001	Actual FY 2002	Actual FY 2003	Authorized FY 2004	Appropriated FY 2005
Natural Resources							
Agriculture and Food	8,939	9,482	9,952	10,221	9,520	10,656	9,990
Utah State Fair Corporation[c]	0	0	0	0	343	743	793
Natural Resources	31,425	32,842	38,363	33,057	41,998	30,199	31,222
Public Education	1,460,663	1,506,138	1,625,762	1,705,765	1,648,453	1,677,093	1,787,416
Public Safety	39,743	42,137	44,360	44,798	42,720	43,568	46,396
Transportation	1,093	1,698	1,247	13,317	721	150	88
Subtotal Operations	*2,947,157*	*3,057,762*	*3,300,532*	*3,451,023*	*3,338,403*	*3,367,266*	*3,594,899*
Capital Budget							
Administrative Services	48,168	37,740	47,069	39,634	40,407	40,385	45,517
Economic Development and Human Resources							
Community and Economic Development	2,687	0	350	0	0	0	0
Utah State Fair Corporation[c]	300	0	0	0	0	0	0
Higher Education	19,519	21,386	95,097	0	0	0	0
Natural Resources	3,667	3,943	8,507	4,819	2,447	2,477	2,477
Public Education	28,358	29,358	29,460	28,358	28,358	27,789	27,289
Transportation	110,000	122,000	136,975	146,050	59,595	59,595	59,595
Subtotal Capital	*212,699*	*214,427*	*317,458*	*218,861*	*130,806*	*130,245*	*134,877*
Debt Service	88,378	91,359	93,376	62,755	66,300	75,529	78,886
TOTAL APPROPRIATIONS	**$3,248,234**	**$3,363,548**	**$3,711,366**	**$3,732,639**	**$3,535,509**	**$3,573,039**	**$3,808,662**

* *Includes Uniform School Fund and income tax revenue for higher education.*

(a) These agencies typically do not receive General Fund or school funds. The amounts shown are one-time appropriations.
(b) Funding category for the Public Service Commission was switched from General Fund to restricted funds.
(c) During the 2003 General Session, funding for the Utah State Fair Corporation was moved to the Department of Agriculture and Food.

Table 46 provides a seven-year comparison of appropriations from income and sales tax. This table has not been adjusted for inflation.

Table 47
APPROPRIATIONS BY DEPARTMENT
Seven-Year Comparison
All Sources of Funding (in Thousands of Dollars)

	Actual FY 1999	Actual FY 2000	Actual FY 2001	Actual FY 2002	Actual FY 2003	Authorized FY 2004	Appropriated FY 2005
Sources of Funding							
General Fund	$1,536,480	$1,587,115	$1,714,586	$1,810,064	$1,825,153	$1,745,687	$1,835,151
School Funds*	1,711,754	1,776,433	1,996,780	1,922,575	1,710,356	1,827,352	1,973,511
Transportation Fund	353,164	360,651	384,023	401,840	397,422	398,155	394,018
Federal Funds	1,480,299	1,536,037	1,637,690	1,805,033	1,934,004	2,064,959	2,147,705
Dedicated Credits	409,171	401,201	430,939	517,129	520,938	553,986	648,017
Mineral Lease	31,634	38,726	56,119	36,633	53,108	65,555	45,362
Restricted and Trust	176,615	227,222	257,566	311,589	330,171	367,812	409,881
Other	126,255	156,538	105,957	157,370	85,388	258,087	177,092
Property Tax	291,450	311,575	331,713	356,458	369,419	386,838	404,900
TOTAL FUNDING	**$6,116,822**	**$6,395,498**	**$6,915,373**	**$7,318,691**	**$7,225,959**	**$7,668,430**	**$8,035,635**
Appropriations							
Administrative Services	$30,044	$25,949	$21,472	$23,303	$20,639	$26,730	$23,747
Commerce and Revenue							
Alcoholic Beverage Control	13,759	14,192	15,280	16,317	16,676	18,516	19,389
Commerce	13,890	14,413	15,199	16,500	16,922	20,605	21,647
Financial Institutions	2,619	2,593	2,752	3,391	3,968	4,476	4,674
Insurance	4,119	5,029	5,452	5,386	5,659	6,011	6,272
Labor Commission	7,811	8,049	8,893	8,822	8,215	8,736	8,940
Public Service Commission	1,384	1,378	1,513	1,349	1,468	1,818	1,683
Tax Commission	53,144	57,162	62,237	61,218	55,227	61,395	68,998
Workforce Services	255,645	243,315	236,098	253,583	276,654	285,561	275,713
Comprehensive Health Insurance Pool	5,230	5,632	9,487	11,463	17,319	24,898	43,928
Public Service Commission - Trust Funds	7,027	6,406	8,193	8,373	9,951	10,352	10,542
Corrections (Adult and Juvenile)	227,545	263,260	268,934	270,420	267,417	278,349	283,485
Courts	91,299	94,182	98,622	100,568	97,465	102,772	108,391
Economic Dev. and Human Resources							
Community and Economic Dev.	58,063	63,092	74,090	77,450	69,450	83,224	85,994
Utah Technology Finance Corporation[(a)]	5,879	6,667	6,514	6,929	0	0	0
Utah State Fair Corporation[(b)]	3,330	3,941	4,464	4,570	0	0	0
Career Service Review Board	152	145	152	140	202	203	167
Human Resource Management	3,178	3,283	3,233	3,316	3,067	3,403	3,324
Elected Officials	52,703	64,312	62,501	69,494	66,348	71,426	67,375
Environmental Quality	31,746	33,972	40,243	38,702	37,487	43,229	42,332
Health	919,486	986,494	1,082,083	1,238,916	1,343,098	1,536,133	1,708,925
Higher Education	719,216	763,248	801,713	885,642	884,510	928,424	987,710
Human Services	397,133	425,206	433,139	456,418	453,129	472,072	484,773

	Actual FY 1999	Actual FY 2000	Actual FY 2001	Actual FY 2002	Actual FY 2003	Authorized FY 2004	Appropriated FY 2005
Legislature	12,022	12,906	13,464	14,299	14,172	15,177	15,041
National Guard	19,365	16,279	19,807	24,509	25,123	26,561	27,000
Natural Resources							
Agriculture and Food	12,510	14,093	14,565	16,950	16,918	17,646	16,343
Utah State Fair Corporation[(b)]	0	0	0	0	3,656	4,052	3,533
Natural Resources	90,483	95,591	100,923	108,243	117,850	116,540	117,862
Trust Lands Administration	4,202	7,026	5,451	5,774	6,229	7,342	7,521
Public Education	2,004,865	2,060,825	2,205,212	2,343,972	2,303,381	2,412,591	2,510,189
Public Safety	84,871	92,155	102,830	127,600	102,116	107,966	115,725
Transportation	186,650	205,615	223,395	246,237	221,476	228,864	223,754
Subtotal Operations	*5,319,370*	*5,596,410*	*5,947,911*	*6,449,857*	*6,465,793*	*6,925,072*	*7,294,976*
Capital Budget							
Administrative Services	51,673	44,478	53,269	75,571	49,107	44,585	50,768
Economic Dev. and Human Resources	3,818	2,270	2,830	1,510	2,025	2,685	1,698
Environmental Quality	3,265	2,067	0	0	0	0	0
Higher Education	19,519	27,325	89,581	(34,628)	0	0	0
Natural Resources							
Natural Resources	3,408	6,940	9,488	19,665	23,893	18,899	5,660
Trust Lands Administration	2,000	1,944	2,000	2,019	3,000	4,000	4,000
Public Education	30,858	29,358	29,460	28,358	28,358	27,789	27,289
Transportation	529,371	508,106	594,000	582,695	435,179	393,201	358,102
Subtotal Capital	*643,912*	*622,488*	*780,628*	*675,191*	*541,562*	*491,159*	*447,517*
Debt Service	153,540	158,274	158,886	175,189	189,021	216,542	269,329
Other	0	18,326	27,948	18,455	29,583	35,657	23,814
TOTAL APPROPRIATIONS	**$6,116,822**	**$6,395,498**	**$6,915,373**	**$7,318,691**	**$7,225,959**	**$7,668,430**	**$8,035,635**

** Includes Uniform School Fund and income tax revenue for higher education.*

(a) The Utah Technology Finance Corporation was liquidated in FY 2002 and is no longer part of state government.
(b) During the 2003 General Session, funding for the Utah State Fair Corporation was moved to the Department of Agriculture and Food.

Table 47 provides a seven-year comparison of appropriations from all funding sources. This table has not been adjusted for inflation.

Table 48
SUMMARY OF APPROPRIATIONS BY BILL
FY 2004 General Fund and School Funds*
(in Thousands of Dollars)

	2003 General Session					2004 General Session			
	Approp. Act HB 1	Supplemental Approp. Act II SB 3	Min. School Program Act HB 3	Other Bills	Total Original FY 2004	Supplemental Approp. Act HB 1	Supplemental Approp. Act II HB 3	Other Bills	Total Appropriated FY 2004
Sources of Funding									
General Fund	$1,842,057	($98,445)	$0	$870	$1,744,483	($23,146)	$24,070	$280	$1,745,687
School Funds*	115,498	95,542	1,638,632	1,800	1,851,472	(361)	(23,200)	(559)	1,827,352
TOTAL FUNDING	**$1,957,555**	**($2,902)**	**$1,638,632**	**$2,670**	**$3,595,955**	**($23,507)**	**$870**	**($279)**	**$3,573,039**
Appropriations									
Administrative Services									
Administrative Services	$11,763	$0	$0	$0	$11,763	$3,178	$150	$0	$15,091
Capitol Preservation Board	2,166	0	0	0	2,166	0	0	0	2,166
Commerce and Revenue									
Insurance	4,190	1	0	0	4,191	0	0	0	4,191
Labor Commission	4,438	0	0	0	4,438	0	0	0	4,438
Public Service Commission	1,520	0	0	0	1,520	0	0	0	1,520
Tax Commission	36,834	(949)	0	0	35,885	(23)	0	0	35,862
Workforce Services	54,232	1,129	0	0	55,361	(29)	0	0	55,332
Comprehensive Health Ins. Pool	6,916	0	0	0	6,916	0	0	0	6,916
Corrections (Adult and Juvenile)	245,932	100	0	0	246,032	(252)	0	0	245,781
Courts	89,016	43	0	0	89,060	558	0	0	89,618
Economic Dev. and Human Res.									
Community and Economic Dev.	31,631	325	0	0	31,956	5,154	0	0	37,109
Career Service Review Board	163	0	0	0	163	40	0	0	203
Human Resource Management	2,888	0	0	0	2,888	0	0	0	2,888
Elected Officials	28,016	271	0	0	28,287	779	700	0	29,766
Environmental Quality	9,239	0	0	0	9,239	500	0	0	9,739
Health	263,514	251	0	0	263,765	(36,998)	0	0	226,767
Higher Education	617,996	125	0	0	618,121	0	0	0	618,121
Human Services	200,114	(471)	0	0	199,643	848	0	0	200,491
Legislature	13,926	37	0	59 *(a)*	14,022	258	20	280 *(d)*	14,580
National Guard	3,901	80	0	0	3,981	298	0	0	4,279
Natural Resources									
Agriculture and Food	9,956	0	0	0	9,956	700	0	0	10,656
Utah State Fair Corporation	443	0	0	0	443	300	0	0	743
Natural Resources	30,174	25	0	0	30,199	0	0	0	30,199
Public Education	64,829	30	1,611,343	1,800 *(b)*	1,678,002	(350)	0	(559) *(e)*	1,677,093
Public Safety	42,753	4	0	811 *(c)*	43,568	0	0	0	43,568
Transportation	150	0	0	0	150	0	0	0	150
Subtotal Operations	*1,776,700*	*999*	*1,611,343*	*2,670*	*3,391,712*	*(25,038)*	*870*	*(279)*	*3,367,266*

	2003 General Session					2004 General Session			
	Approp. Act HB 1	Supplemental Approp. Act II SB 3	Min. School Program Act HB 3	Other Bills	Total Original FY 2004	Supplemental Approp. Act HB 1	Supplemental Approp. Act II HB 3	Other Bills	Total Appropriated FY 2004
Capital Budget									
Administrative Services	44,585	(4,200)	0	0	40,385	0	0	0	40,385
Higher Education	0	0	0	0	0	0	0	0	0
Natural Resources	2,678	(202)	0	0	2,477	0	0	0	2,477
Public Education	0	500	27,289	0	27,789	0	0	0	27,789
Transportation	59,595	0	0	0	59,595	0	0	0	59,595
Subtotal Capital	*106,858*	*(3,902)*	*27,289*	*0*	*130,245*	*0*	*0*	*0*	*130,245*
Debt Service	73,998	0	0	0	73,998	1,531	0	0	75,529
TOTAL APPROPRIATIONS	**$1,957,555**	**($2,902)**	**$1,638,632**	**$2,670**	**$3,595,955**	**($23,507)**	**$870**	**($279)**	**$3,573,039**

* *Includes Uniform School Fund and income tax revenue for higher education.*

2003 General Session

(a) *House Bill 162, Amendments Related to Financial Institutions, $44,500*
House Bill 310, Transportation Planning Task Force, $14,500
(b) *Senate Bill 154, Public Education Amendments, $1,800,000*
(c) *Senate Bill 153, Alcoholic Beverage Amendments, $811,000*

2004 General Session

(d) *House Bill 28, Transportation Planning Task Force Reauthorization, $17,000*
House Bill 168, Individual Income Tax and Corporate Franchise and Income Task Force, $14,500
House Bill 247, Task Force Studying Water Issues, $197,000
Senate Bill 154, School Building Legislative Task Force, $44,500
Senate Bill 240, Motion Picture Task Force, $7,000
(e) *Senate Bill 3, Minimum School Program Act Amendments, $891,000*
Senate Bill 3, Minimum School Program Act Amendments, ($1,450,000) School LAND Trust Program

Table 48 shows the appropriations by bill to state agencies for FY 2004 from major state tax revenue (sales and income taxes) from both the 2003 General Session and the 2004 General Session.